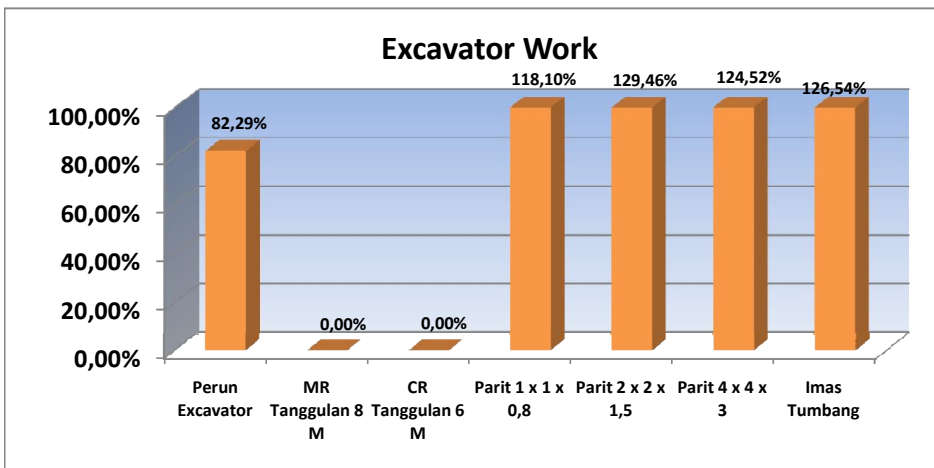
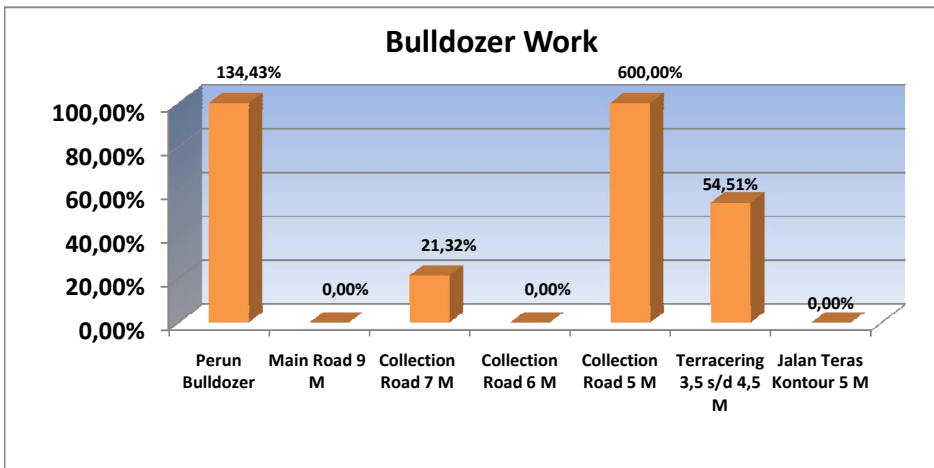




CLAIM SUMMARY - Desa Susuk Dalam Estate

Contract No. :
1. PTS-KS/CR/005/10/11

Type of Work	Unit	SPK Vol	Previous Month Claim	January 2014 Claim	To Date Claimed	%
Bulldozer						
Perun Bulldozer	Ha	630,00	846,93	-	846,93	134,43%
Main Road 9 M	Meter	4.200,00	-	-	-	0,00%
Collection Road 7 M	Meter	13.300,00	2.835,00	-	2.835,00	21,32%
Collection Road 6 M	Meter	13.300,00	-	-	-	0,00%
Collection Road 5 M	Meter	13.300,00	77.886,00	1.914,00	79.800,00	600,00%
Jalan Boundery CR 5 M	Meter	-	-	-	-	-
Terracering 3,5 s/d 4,5 M	Meter	484.630,00	258.457,00	5.736,00	264.193,00	54,51%
Jalan Teras Kontour 5 M	Meter	15.876,00	-	-	-	0,00%
Sewa Bulldozer	HM	1.500,00	5.841,50	73,00	5.914,50	394,30%
Excavator						
Perun Excavator	Ha	70,00	57,60	-	57,60	82,29%
MR Tanggulan 9 M	Meter	1.000,00	-	-	-	0,00%
MR Tanggulan 8 M	Meter	1.890,00	-	-	-	0,00%
MR Tanggulan 7 M	Meter	2.100,00	2.051,00	-	2.051,00	97,67%
MR Tanggulan 5 M	Meter	-	335,00	-	335,00	-
CR Tanggulan 6 M	Meter	500,00	-	-	-	0,00%
CR Tanggulan 5 M	Meter	2.682,00	21.041,00	123,00	21.164,00	789,11%
Parit 1 x 1 x 0,8	Meter	232.904,00	267.753,00	7.301,00	275.054,00	118,10%
Parit 2 x 2 x 1,5	Meter	27.922,00	35.658,00	491,00	36.149,00	129,46%
Parit 4 x 4 x 3	Meter	29.163,00	35.919,00	396,00	36.315,00	124,52%
Gorong-gorong	M ²	-	-	-	-	-
Jembatan	M ²	3.963,00	5.538,00	120,00	5.658,00	142,77%
Sewa Excavator	HM	1.506,00	4.620,00	1.189,00	5.809,00	385,72%
Imas Tumbang	Ha	700,00	885,75	-	885,75	126,54%

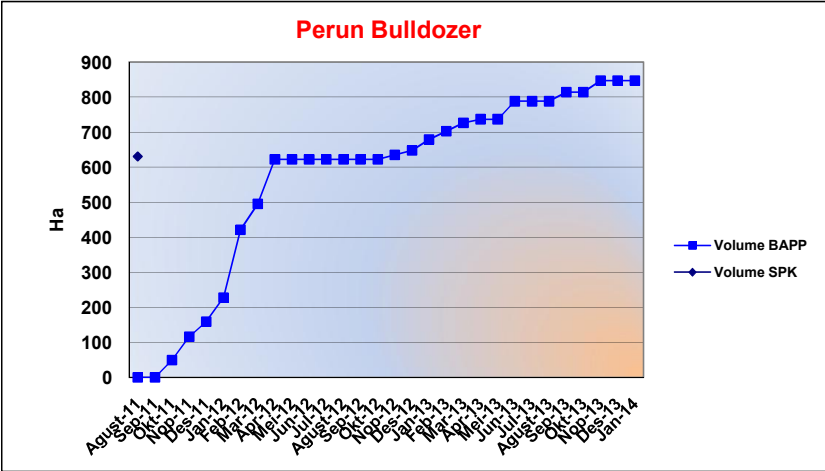




CLAIM SUMMARY - Desa Susuk Dalam Estate

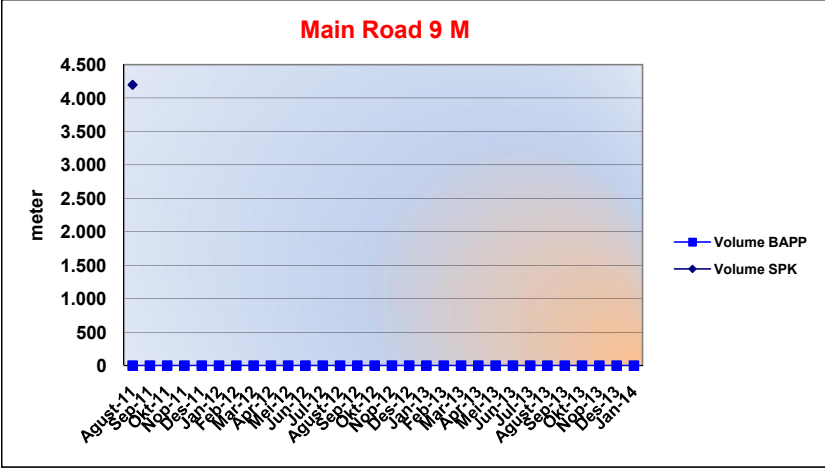
Chart & Detail Per Month

Type of Work	SPK Vol (Ha)	Progress	%
Perun Bulldozer	630,00	846,93	134,43%



Month	Monthly Progress	Accumulated
Agust-11	-	-
Sep-11	-	-
Okt-11	49,50	49,50
Nop-11	66,10	115,60
Des-11	43,15	158,75
Jan-12	68,92	227,67
Feb-12	193,56	421,23
Mar-12	73,70	494,93
Apr-12	127,50	622,43
Mei-12	-	622,43
Jun-12	-	622,43
Jul-12	-	622,43
Agust-12	-	622,43
Sep-12	-	622,43
Okt-12	-	622,43
Nop-12	12,80	635,23
Des-12	12,50	647,73
Jan-13	31,50	679,23
Feb-13	23,20	702,43
Mar-13	24,20	726,63
Apr-13	10,20	736,83
Mei-13	-	736,83
Jun-13	51,20	788,03
Jul-13	-	788,03
Agust-13	-	788,03
Sep-13	25,70	813,73
Okt-13	-	813,73
Nop-13	33,20	846,93
Des-13	-	846,93
Jan-14	-	846,93
	846,93	

Type of Work	SPK Vol (Meter)	Progress	%
Main Road 9 M	4.200,00	-	0,00%

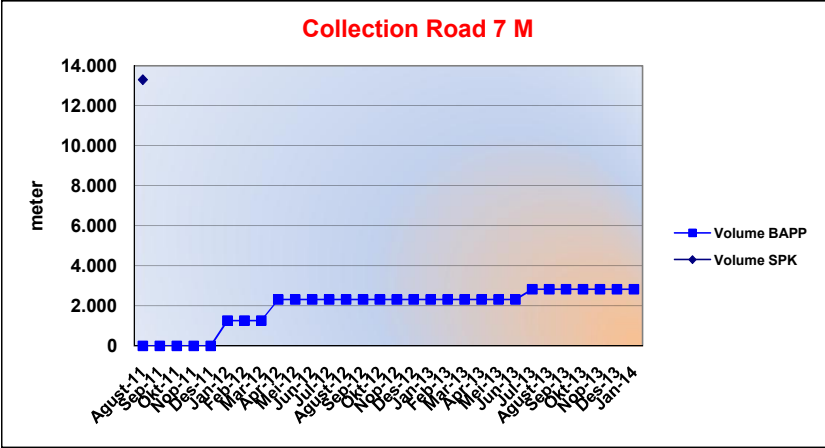


Month	Monthly Progress	Accumulated
Agust-11	-	-
Sep-11	-	-
Okt-11	-	-
Nop-11	-	-
Des-11	-	-
Jan-12	-	-
Feb-12	-	-
Mar-12	-	-
Apr-12	-	-
Mei-12	-	-
Jun-12	-	-
Jul-12	-	-
Agust-12	-	-
Sep-12	-	-
Okt-12	-	-
Nop-12	-	-
Des-12	-	-
Jan-13	-	-
Feb-13	-	-
Mar-13	-	-
Apr-13	-	-
Mei-13	-	-
Jun-13	-	-
Jul-13	-	-
Agust-13	-	-
Sep-13	-	-
Okt-13	-	-
Nop-13	-	-
Des-13	-	-
Jan-14	-	-
	-	-



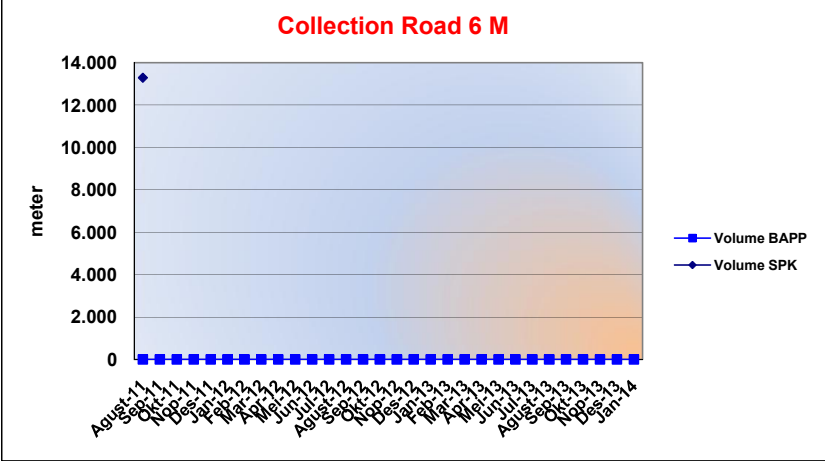
CLAIM SUMMARY - Desa Susuk Dalam Estate

Type of Work	SPK Vol (Meter)	Progress	%
Collection Road 7 M	13.300,00	-	21,32%



Month	Monthly Progress	Accumulated
Agust-11	-	-
Sep-11	-	-
Okt-11	-	-
Nop-11	-	-
Des-11	-	-
Jan-12	1.272,00	1.272,00
Feb-12	-	1.272,00
Mar-12	-	1.272,00
Apr-12	1.056,00	2.328,00
Mei-12	-	2.328,00
Jun-12	-	2.328,00
Jul-12	-	2.328,00
Agust-12	-	2.328,00
Sep-12	-	2.328,00
Okt-12	-	2.328,00
Nop-12	-	2.328,00
Des-12	-	2.328,00
Jan-13	-	2.328,00
Feb-13	-	2.328,00
Mar-13	-	2.328,00
Apr-13	-	2.328,00
Mei-13	-	2.328,00
Jun-13	-	2.328,00
Jul-13	507,00	2.835,00
Agust-13	-	2.835,00
Sep-13	-	2.835,00
Okt-13	-	2.835,00
Nop-13	-	2.835,00
Des-13	-	2.835,00
Jan-14	-	2.835,00
	2.835,00	

Type of Work	SPK Vol (Meter)	Progress	%
Collection Road 6 M	13.300,00	-	0,00%

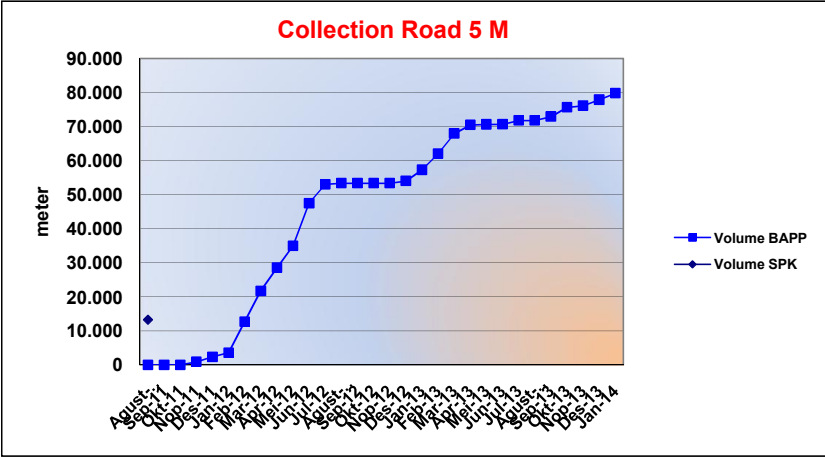


Month	Monthly Progress	Accumulated
Agust-11	-	-
Sep-11	-	-
Okt-11	-	-
Nop-11	-	-
Des-11	-	-
Jan-12	-	-
Feb-12	-	-
Mar-12	-	-
Apr-12	-	-
Mei-12	-	-
Jun-12	-	-
Jul-12	-	-
Agust-12	-	-
Sep-12	-	-
Okt-12	-	-
Nop-12	-	-
Des-12	-	-
Jan-13	-	-
Feb-13	-	-
Mar-13	-	-
Apr-13	-	-
Mei-13	-	-
Jun-13	-	-
Jul-13	-	-
Agust-13	-	-
Sep-13	-	-
Okt-13	-	-
Nop-13	-	-
Des-13	-	-
Jan-14	-	-
	-	-



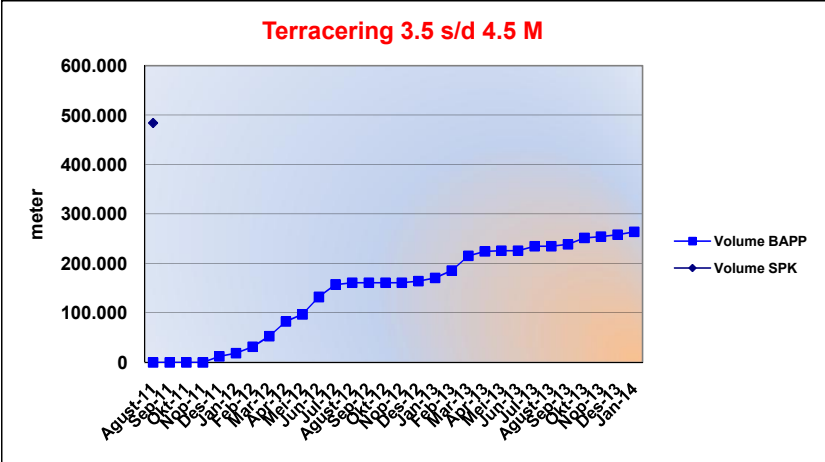
CLAIM SUMMARY - Desa Susuk Dalam Estate

Type of Work	SPK Vol (Meter)	Progress	%
Collection Road 5 M	13.300,00	1.914,00	600,00%



Month	Monthly Progress	Accumulated
Agust-11	-	-
Sep-11	-	-
Okt-11	-	-
Nop-11	894,00	894,00
Des-11	1.415,00	2.309,00
Jan-12	1.226,00	3.535,00
Feb-12	9.131,00	12.666,00
Mar-12	9.026,00	21.692,00
Apr-12	6.844,00	28.536,00
Mei-12	6.406,00	34.942,00
Jun-12	12.553,00	47.495,00
Jul-12	5.542,00	53.037,00
Agust-12	334,00	53.371,00
Sep-12	-	53.371,00
Okt-12	-	53.371,00
Nop-12	-	53.371,00
Des-12	650,00	54.021,00
Jan-13	3.278,00	57.299,00
Feb-13	4.721,00	62.020,00
Mar-13	5.962,00	67.982,00
Apr-13	2.513,00	70.495,00
Mei-13	139,00	70.634,00
Jun-13	76,00	70.710,00
Jul-13	1.082,00	71.792,00
Agust-13	-	71.792,00
Sep-13	1.165,00	72.957,00
Okt-13	2.740,00	75.697,00
Nop-13	415,00	76.112,00
Des-13	1.774,00	77.886,00
Jan-14	1.914,00	79.800,00
	79.800,00	

Type of Work	SPK Vol (Meter)	Progress	%
Terracering 3,5 s/d 4,5 M	484.630,00	5.736,00	54,51%

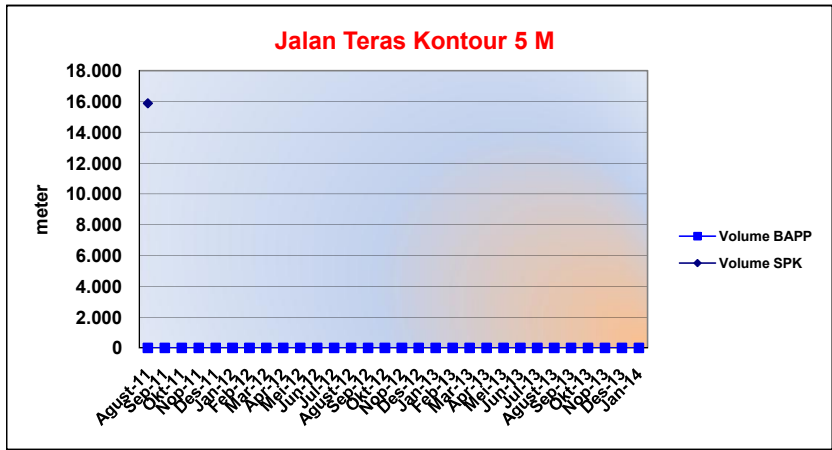


Month	Monthly Progress	Accumulated
Agust-11	-	-
Sep-11	-	-
Okt-11	-	-
Nop-11	-	-
Des-11	12.425,00	12.425,00
Jan-12	6.384,00	18.809,00
Feb-12	13.077,00	31.886,00
Mar-12	21.194,00	53.080,00
Apr-12	29.918,00	82.998,00
Mei-12	13.895,00	96.893,00
Jun-12	35.542,00	132.435,00
Jul-12	25.204,00	157.639,00
Agust-12	3.358,00	160.997,00
Sep-12	-	160.997,00
Okt-12	-	160.997,00
Nop-12	-	160.997,00
Des-12	3.212,00	164.209,00
Jan-13	6.600,00	170.809,00
Feb-13	15.313,00	186.122,00
Mar-13	29.413,00	215.535,00
Apr-13	9.107,00	224.642,00
Mei-13	1.219,00	225.861,00
Jun-13	-	225.861,00
Jul-13	9.279,00	235.140,00
Agust-13	-	235.140,00
Sep-13	3.998,00	239.138,00
Okt-13	12.657,00	251.795,00
Nop-13	2.539,00	254.334,00
Des-13	4.123,00	258.457,00
Jan-14	5.736,00	264.193,00
	264.193,00	



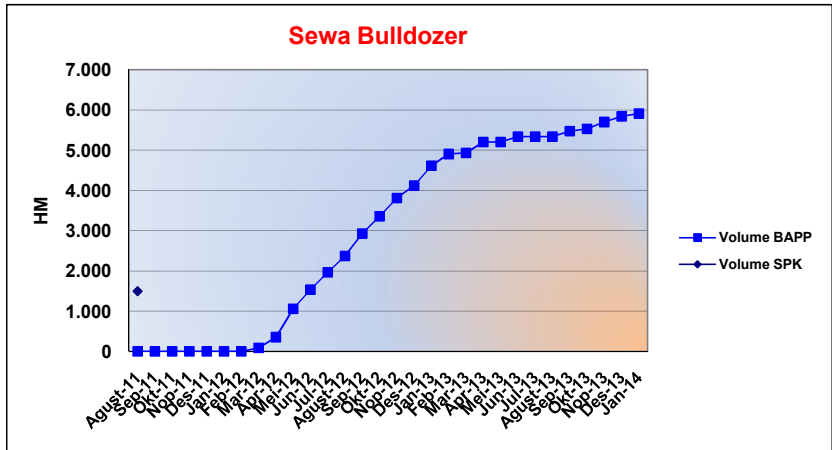
CLAIM SUMMARY - Desa Susuk Dalam Estate

Type of Work	SPK Vol (Meter)	Progress	%
Jalan Teras Kontour 5 M	15.876,00	-	0,00%



Month	Monthly Progress	Accumulated
Agust-11	-	-
Sep-11	-	-
Okt-11	-	-
Nop-11	-	-
Des-11	-	-
Jan-12	-	-
Feb-12	-	-
Mar-12	-	-
Apr-12	-	-
Mei-12	-	-
Jun-12	-	-
Jul-12	-	-
Agust-12	-	-
Sep-12	-	-
Okt-12	-	-
Nop-12	-	-
Des-12	-	-
Jan-13	-	-
Feb-13	-	-
Mar-13	-	-
Apr-13	-	-
Mei-13	-	-
Jun-13	-	-
Jul-13	-	-
Agust-13	-	-
Sep-13	-	-
Okt-13	-	-
Nop-13	-	-
Des-13	-	-
Jan-14	-	-
	-	-

Type of Work	SPK Vol (HM)	Progress	%
Sewa Buldozer	1.500,00	73,00	394,30%

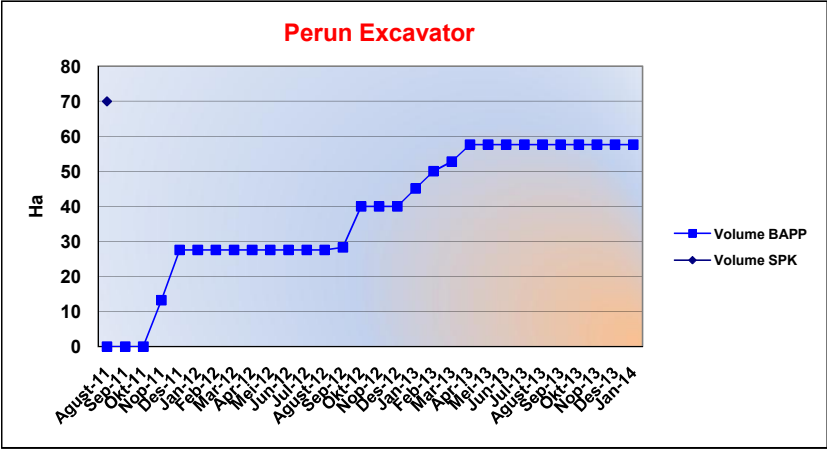


Month	Monthly Progress	Accumulated
Agust-11	-	-
Sep-11	-	-
Okt-11	-	-
Nop-11	-	-
Des-11	-	-
Jan-12	-	-
Feb-12	-	-
Mar-12	84,00	84,00
Apr-12	270,00	354,00
Mei-12	706,00	1.060,00
Jun-12	477,00	1.537,00
Jul-12	429,00	1.966,00
Agust-12	403,00	2.369,00
Sep-12	558,00	2.927,00
Okt-12	429,00	3.356,00
Nop-12	457,00	3.813,00
Des-12	308,00	4.121,00
Jan-13	493,00	4.614,00
Feb-13	294,00	4.908,00
Mar-13	28,00	4.936,00
Apr-13	273,00	5.209,00
Mei-13	-	5.209,00
Jun-13	133,00	5.342,00
Jul-13	-	5.342,00
Agust-13	-	5.342,00
Sep-13	138,00	5.480,00
Okt-13	55,00	5.535,00
Nop-13	169,50	5.704,50
Des-13	137,00	5.841,50
Jan-14	73,00	5.914,50
	5.914,50	



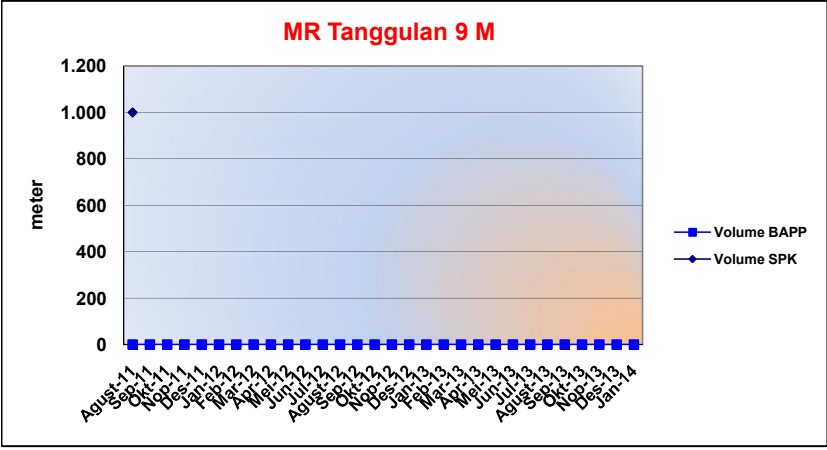
CLAIM SUMMARY - Desa Susuk Dalam Estate

Type of Work	SPK Vol (Ha)	Progress	%
Perun Excavator	70,00	-	82,29%



Month	Monthly Progress	Accumulated
Agust-11	-	-
Sep-11	-	-
Okt-11	-	-
Nop-11	13,20	13,20
Des-11	14,40	27,60
Jan-12	-	27,60
Feb-12	-	27,60
Mar-12	-	27,60
Apr-12	-	27,60
Mei-12	-	27,60
Jun-12	-	27,60
Jul-12	-	27,60
Agust-12	-	27,60
Sep-12	0,70	28,30
Okt-12	11,70	40,00
Nop-12	-	40,00
Des-12	-	40,00
Jan-13	5,10	45,10
Feb-13	4,90	50,00
Mar-13	2,80	52,80
Apr-13	4,80	57,60
Mei-13	-	57,60
Jun-13	-	57,60
Jul-13	-	57,60
Agust-13	-	57,60
Sep-13	-	57,60
Okt-13	-	57,60
Nop-13	-	57,60
Des-13	-	57,60
Jan-14	-	57,60
	57,60	

Type of Work	SPK Vol (Meter)	Progress	%
MR Tanggulan 9 M	1.000,00	-	0,00%

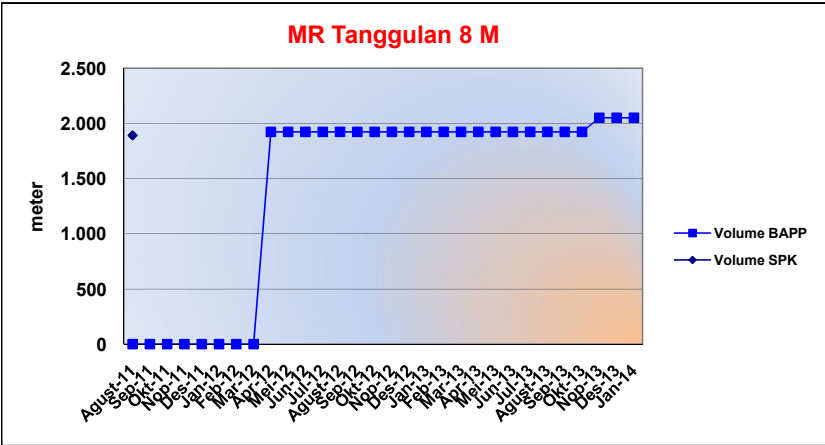


Month	Monthly Progress	Accumulated
Agust-11	-	-
Sep-11	-	-
Okt-11	-	-
Nop-11	-	-
Des-11	-	-
Jan-12	-	-
Feb-12	-	-
Mar-12	-	-
Apr-12	-	-
Mei-12	-	-
Jun-12	-	-
Jul-12	-	-
Agust-12	-	-
Sep-12	-	-
Okt-12	-	-
Nop-12	-	-
Des-12	-	-
Jan-13	-	-
Feb-13	-	-
Mar-13	-	-
Apr-13	-	-
Mei-13	-	-
Jun-13	-	-
Jul-13	-	-
Agust-13	-	-
Sep-13	-	-
Okt-13	-	-
Nop-13	-	-
Des-13	-	-
Jan-14	-	-
	-	-



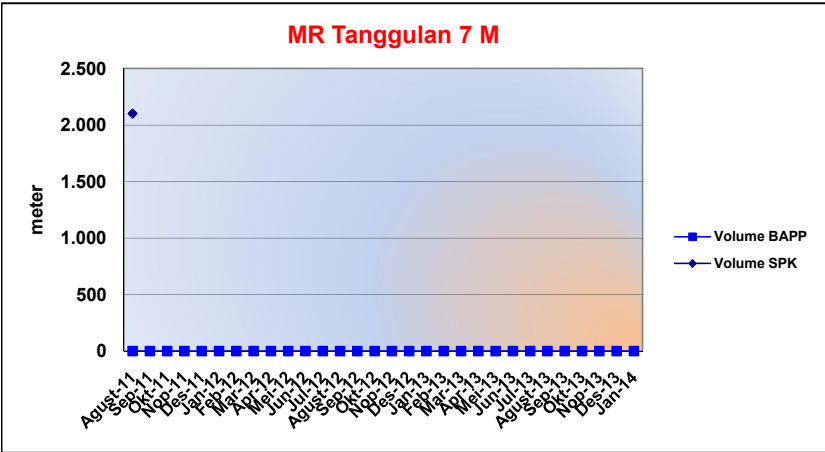
CLAIM SUMMARY - Desa Susuk Dalam Estate

Type of Work	SPK Vol (Meter)	Progress	%
MR Tanggulan 8 M	1.890,00	-	0,00%



Month	Monthly Progress	Accumulated
Agust-11	-	-
Sep-11	-	-
Okt-11	-	-
Nop-11	-	-
Des-11	-	-
Jan-12	-	-
Feb-12	-	-
Mar-12	-	-
Apr-12	1.924,00	1.924,00
Mei-12	-	1.924,00
Jun-12	-	1.924,00
Jul-12	-	1.924,00
Agust-12	-	1.924,00
Sep-12	-	1.924,00
Okt-12	-	1.924,00
Nop-12	-	1.924,00
Des-12	-	1.924,00
Jan-13	-	1.924,00
Feb-13	-	1.924,00
Mar-13	-	1.924,00
Apr-13	-	1.924,00
Mei-13	-	1.924,00
Jun-13	-	1.924,00
Jul-13	-	1.924,00
Agust-13	-	1.924,00
Sep-13	-	1.924,00
Okt-13	-	1.924,00
Nop-13	127,00	2.051,00
Des-13	-	2.051,00
Jan-14	-	2.051,00
	2.051,00	

Type of Work	SPK Vol (Meter)	Progress	%
MR Tanggulan 7 M	2.100,00	-	97,67%

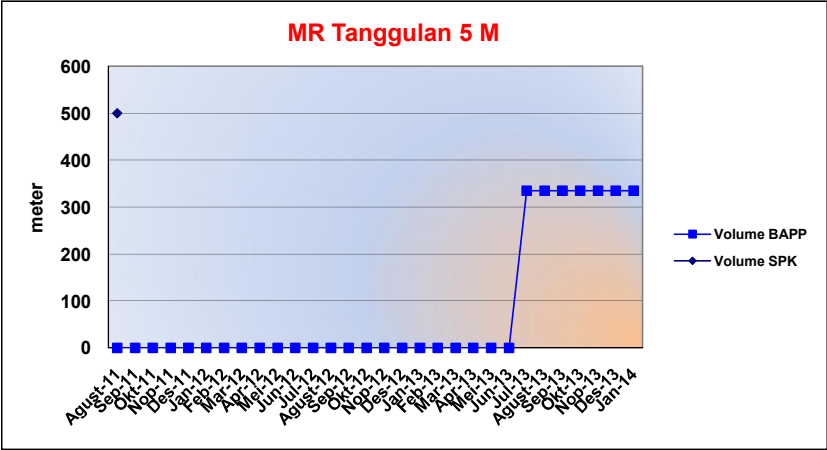


Month	Monthly Progress	Accumulated
Agust-11	-	-
Sep-11	-	-
Okt-11	-	-
Nop-11	-	-
Des-11	-	-
Jan-12	-	-
Feb-12	-	-
Mar-12	-	-
Apr-12	-	-
Mei-12	-	-
Jun-12	-	-
Jul-12	-	-
Agust-12	-	-
Sep-12	-	-
Okt-12	-	-
Nop-12	-	-
Des-12	-	-
Jan-13	-	-
Feb-13	-	-
Mar-13	-	-
Apr-13	-	-
Mei-13	-	-
Jun-13	-	-
Jul-13	-	-
Agust-13	-	-
Sep-13	-	-
Okt-13	-	-
Nop-13	-	-
Des-13	-	-
Jan-14	-	-
	-	-



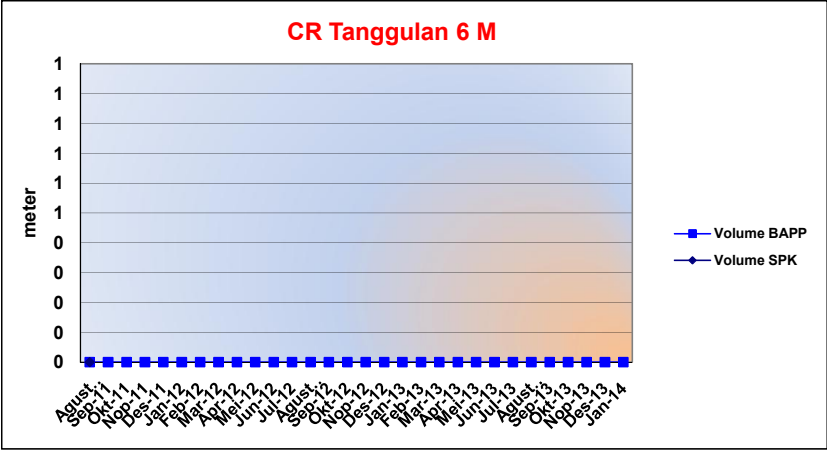
CLAIM SUMMARY - Desa Susuk Dalam Estate

Type of Work	SPK Vol (Meter)	Progress	%
MR Tanggulan 5 M	-	-	0,00%



Month	Monthly Progress	Accumulated
Agust-11	-	-
Sep-11	-	-
Okt-11	-	-
Nop-11	-	-
Des-11	-	-
Jan-12	-	-
Feb-12	-	-
Mar-12	-	-
Apr-12	-	-
Mei-12	-	-
Jun-12	-	-
Jul-12	-	-
Agust-12	-	-
Sep-12	-	-
Okt-12	-	-
Nop-12	-	-
Des-12	-	-
Jan-13	-	-
Feb-13	-	-
Mar-13	-	-
Apr-13	-	-
Mei-13	-	-
Jun-13	-	-
Jul-13	335,00	335,00
Agust-13	-	335,00
Sep-13	-	335,00
Okt-13	-	335,00
Nop-13	-	335,00
Des-13	-	335,00
Jan-14	-	335,00
	335,00	

Type of Work	SPK Vol (Meter)	Progress	%
CR Tanggulan 6 M	500,00	-	0,00%

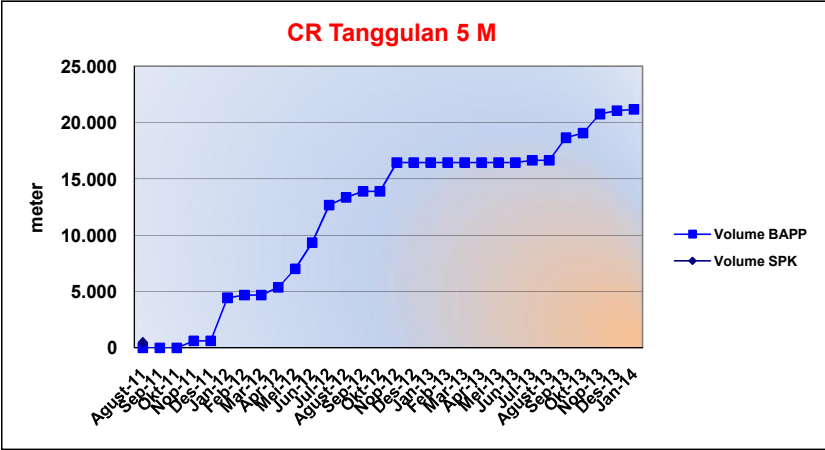


Month	Monthly Progress	Accumulated
Agust-11	-	-
Sep-11	-	-
Okt-11	-	-
Nop-11	-	-
Des-11	-	-
Jan-12	-	-
Feb-12	-	-
Mar-12	-	-
Apr-12	-	-
Mei-12	-	-
Jun-12	-	-
Jul-12	-	-
Agust-12	-	-
Sep-12	-	-
Okt-12	-	-
Nop-12	-	-
Des-12	-	-
Jan-13	-	-
Feb-13	-	-
Mar-13	-	-
Apr-13	-	-
Mei-13	-	-
Jun-13	-	-
Jul-13	-	-
Agust-13	-	-
Sep-13	-	-
Okt-13	-	-
Nop-13	-	-
Des-13	-	-
Jan-14	-	-
	-	-



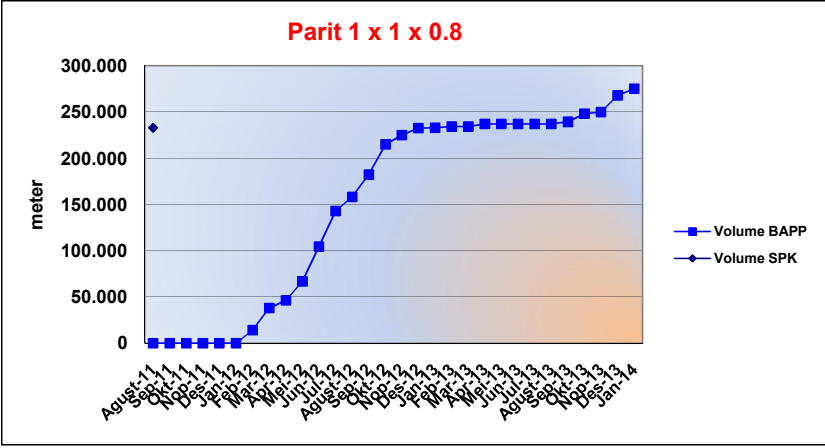
CLAIM SUMMARY - Desa Susuk Dalam Estate

Type of Work	SPK Vol (Meter)	Progress	%
CR Tanggulan 5 M	2.682,00	123,00	789,11%



Month	Monthly Progress	Accumulated
Agust-11	-	-
Sep-11	-	-
Okt-11	-	-
Nop-11	630,00	630,00
Des-11	-	630,00
Jan-12	3.815,00	4.445,00
Feb-12	245,00	4.690,00
Mar-12	-	4.690,00
Apr-12	678,00	5.368,00
Mei-12	1.658,00	7.026,00
Jun-12	2.318,00	9.344,00
Jul-12	3.330,00	12.674,00
Agust-12	684,00	13.358,00
Sep-12	541,00	13.899,00
Okt-12	-	13.899,00
Nop-12	2.543,00	16.442,00
Des-12	-	16.442,00
Jan-13	-	16.442,00
Feb-13	-	16.442,00
Mar-13	18,00	16.460,00
Apr-13	-	16.460,00
Mei-13	-	16.460,00
Jun-13	-	16.460,00
Jul-13	195,00	16.655,00
Agust-13	-	16.655,00
Sep-13	1.995,00	18.650,00
Okt-13	403,00	19.053,00
Nop-13	1.701,00	20.754,00
Des-13	287,00	21.041,00
Jan-14	123,00	21.164,00
	21.164,00	

Type of Work	SPK Vol (Meter)	Progress	%
Parit 1 x 1 x 0,8	232.904,00	7.301,00	118,10%

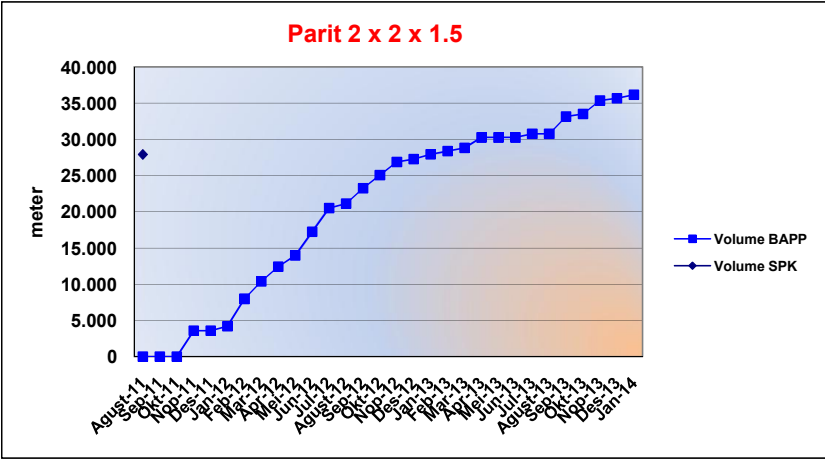


Month	Monthly Progress	Accumulated
Agust-11	-	-
Sep-11	-	-
Okt-11	-	-
Nop-11	-	-
Des-11	-	-
Jan-12	-	-
Feb-12	14.208,00	14.208,00
Mar-12	23.771,00	37.979,00
Apr-12	8.242,00	46.221,00
Mei-12	20.591,00	66.812,00
Jun-12	37.703,00	104.515,00
Jul-12	38.376,00	142.891,00
Agust-12	15.222,00	158.113,00
Sep-12	24.281,00	182.394,00
Okt-12	32.402,00	214.796,00
Nop-12	9.977,00	224.773,00
Des-12	7.685,00	232.458,00
Jan-13	446,00	232.904,00
Feb-13	1.243,00	234.147,00
Mar-13	-	234.147,00
Apr-13	2.865,00	237.012,00
Mei-13	-	237.012,00
Jun-13	-	237.012,00
Jul-13	-	237.012,00
Agust-13	-	237.012,00
Sep-13	2.235,00	239.247,00
Okt-13	8.727,00	247.974,00
Nop-13	1.867,00	249.841,00
Des-13	17.912,00	267.753,00
Jan-14	7.301,00	275.054,00
	275.054,00	



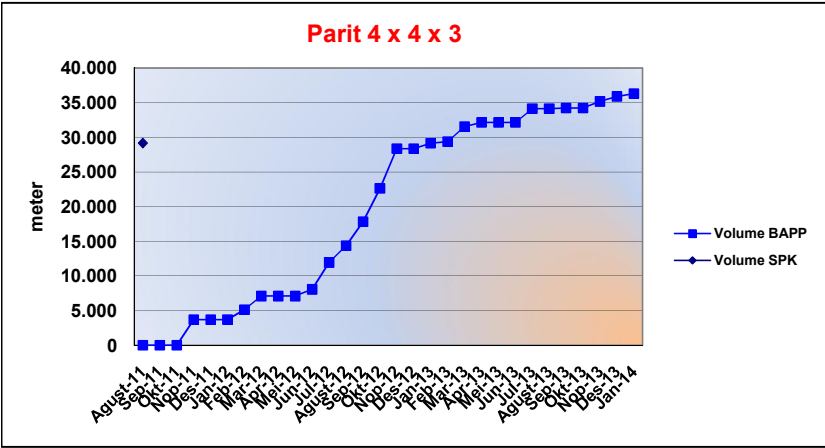
CLAIM SUMMARY - Desa Susuk Dalam Estate

Type of Work	SPK Vol (Meter)	Progress	%
Parit 2 x 2 x 1,5	27.922,00	491,00	129,46%



Month	Monthly Progress	Accumulated
Agust-11	-	-
Sep-11	-	-
Okt-11	-	-
Nop-11	3.589,00	3.589,00
Des-11	-	3.589,00
Jan-12	620,00	4.209,00
Feb-12	3.767,00	7.976,00
Mar-12	2.419,00	10.395,00
Apr-12	2.005,00	12.400,00
Mei-12	1.575,00	13.975,00
Jun-12	3.255,00	17.230,00
Jul-12	3.281,00	20.511,00
Agust-12	597,00	21.108,00
Sep-12	2.144,00	23.252,00
Okt-12	1.794,00	25.046,00
Nop-12	1.842,00	26.888,00
Des-12	371,00	27.259,00
Jan-13	663,00	27.922,00
Feb-13	458,00	28.380,00
Mar-13	422,00	28.802,00
Apr-13	1.453,00	30.255,00
Mei-13	-	30.255,00
Jun-13	-	30.255,00
Jul-13	498,00	30.753,00
Agust-13	-	30.753,00
Sep-13	2.399,00	33.152,00
Okt-13	364,00	33.516,00
Nop-13	1.855,00	35.371,00
Des-13	287,00	35.658,00
Jan-14	491,00	36.149,00
	36.149,00	

Type of Work	SPK Vol (Meter)	Progress	%
Parit 4 x 4 x 3	29.163,00	396,00	124,52%

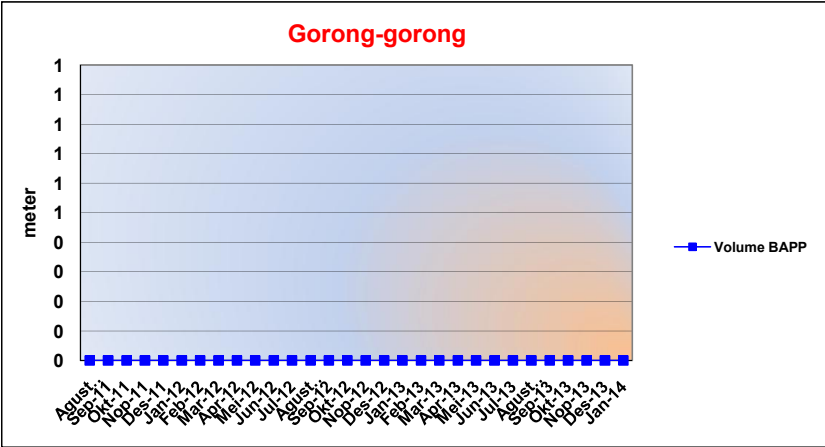


Month	Monthly Progress	Accumulated
Agust-11	-	-
Sep-11	-	-
Okt-11	-	-
Nop-11	3.685,00	3.685,00
Des-11	-	3.685,00
Jan-12	-	3.685,00
Feb-12	1.457,00	5.142,00
Mar-12	1.951,00	7.093,00
Apr-12	-	7.093,00
Mei-12	-	7.093,00
Jun-12	970,00	8.063,00
Jul-12	3.881,00	11.944,00
Agust-12	2.427,00	14.371,00
Sep-12	3.481,00	17.852,00
Okt-12	4.800,00	22.652,00
Nop-12	5.733,00	28.385,00
Des-12	-	28.385,00
Jan-13	778,00	29.163,00
Feb-13	228,00	29.391,00
Mar-13	2.166,00	31.557,00
Apr-13	585,00	32.142,00
Mei-13	-	32.142,00
Jun-13	-	32.142,00
Jul-13	1.997,00	34.139,00
Agust-13	-	34.139,00
Sep-13	91,00	34.230,00
Okt-13	-	34.230,00
Nop-13	956,00	35.186,00
Des-13	733,00	35.919,00
Jan-14	396,00	36.315,00
	36.315,00	



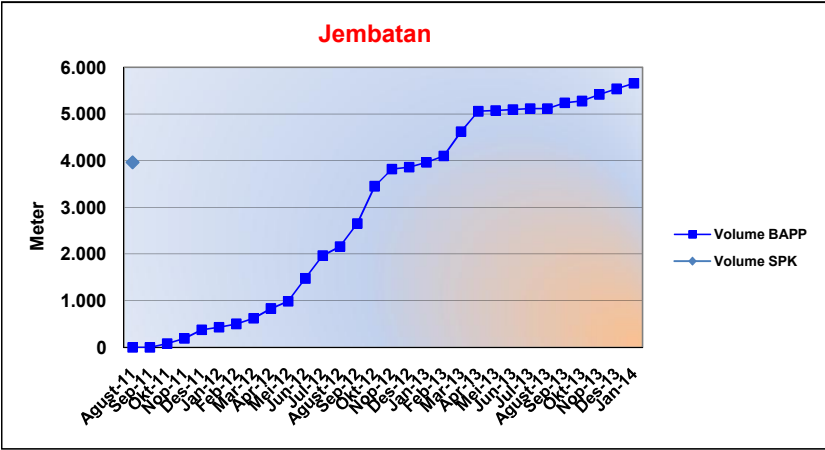
CLAIM SUMMARY - Desa Susuk Dalam Estate

Type of Work	SPK Vol (Meter)	Progress	%
Gorong-gorong	-	-	0,00%



Month	Monthly Progress	Accumulated
Agust-11	-	-
Sep-11	-	-
Okt-11	-	-
Nop-11	-	-
Des-11	-	-
Jan-12	-	-
Feb-12	-	-
Mar-12	-	-
Apr-12	-	-
Mei-12	-	-
Jun-12	-	-
Jul-12	-	-
Agust-12	-	-
Sep-12	-	-
Okt-12	-	-
Nop-12	-	-
Des-12	-	-
Jan-13	-	-
Feb-13	-	-
Mar-13	-	-
Apr-13	-	-
Mei-13	-	-
Jun-13	-	-
Jul-13	-	-
Agust-13	-	-
Sep-13	-	-
Okt-13	-	-
Nop-13	-	-
Des-13	-	-
Jan-14	-	-
	-	-

Type of Work	SPK Vol (Meter)	Progress	%
Jembatan	3.963,00	120,00	142,77%

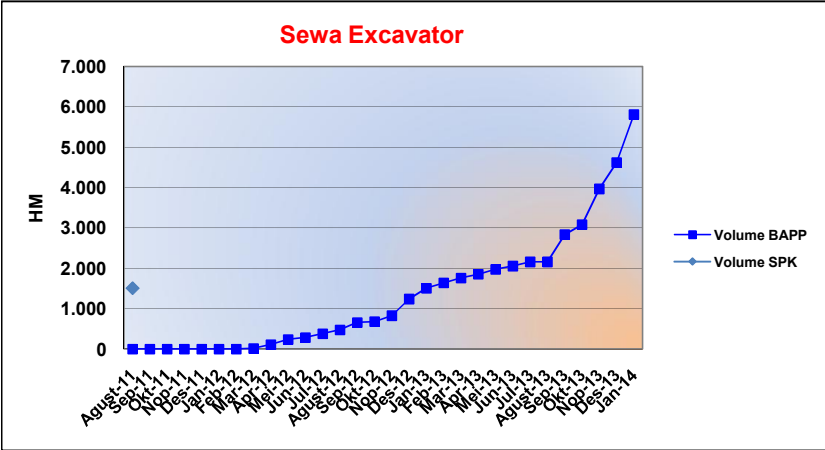


Month	Monthly Progress	Accumulated
Agust-11	-	-
Sep-11	-	-
Okt-11	84,00	84,00
Nop-11	110,00	194,00
Des-11	180,00	374,00
Jan-12	55,00	429,00
Feb-12	75,00	504,00
Mar-12	120,00	624,00
Apr-12	209,00	833,00
Mei-12	155,00	988,00
Jun-12	490,00	1.478,00
Jul-12	490,00	1.968,00
Agust-12	195,00	2.163,00
Sep-12	490,00	2.653,00
Okt-12	800,00	3.453,00
Nop-12	370,00	3.823,00
Des-12	40,00	3.863,00
Jan-13	100,00	3.963,00
Feb-13	140,00	4.103,00
Mar-13	520,00	4.623,00
Apr-13	435,00	5.058,00
Mei-13	20,00	5.078,00
Jun-13	20,00	5.098,00
Jul-13	20,00	5.118,00
Agust-13	-	5.118,00
Sep-13	120,00	5.238,00
Okt-13	40,00	5.278,00
Nop-13	140,00	5.418,00
Des-13	120,00	5.538,00
Jan-14	120,00	5.658,00
	5.658,00	



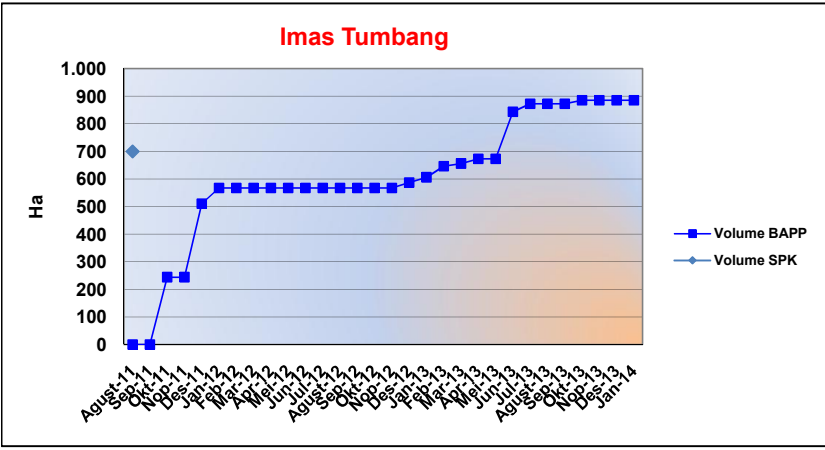
CLAIM SUMMARY - Desa Susuk Dalam Estate

Type of Work	SPK Vol (HM)	Progress	%
Sewa Excavator	1.506,00	1.189,00	385,72%



Month	Monthly Progress	Accumulated
Agust-11	-	-
Sep-11	-	-
Okt-11	-	-
Nop-11	-	-
Des-11	-	-
Jan-12	-	-
Feb-12	-	-
Mar-12	16,00	16,00
Apr-12	92,00	108,00
Mei-12	130,00	238,00
Jun-12	44,00	282,00
Jul-12	98,00	380,00
Agust-12	98,00	478,00
Sep-12	179,00	657,00
Okt-12	21,00	678,00
Nop-12	149,00	827,00
Des-12	413,00	1.240,00
Jan-13	266,00	1.506,00
Feb-13	131,00	1.637,00
Mar-13	122,00	1.759,00
Apr-13	92,00	1.851,00
Mei-13	123,00	1.974,00
Jun-13	82,00	2.056,00
Jul-13	103,00	2.159,00
Agust-13	-	2.159,00
Sep-13	678,00	2.837,00
Okt-13	246,00	3.083,00
Nop-13	884,00	3.967,00
Des-13	653,00	4.620,00
Jan-14	1.189,00	5.809,00
	5.809,00	

Type of Work	SPK Vol (Ha)	Progress	%
Imas Tumbang	700,00	-	126,54%

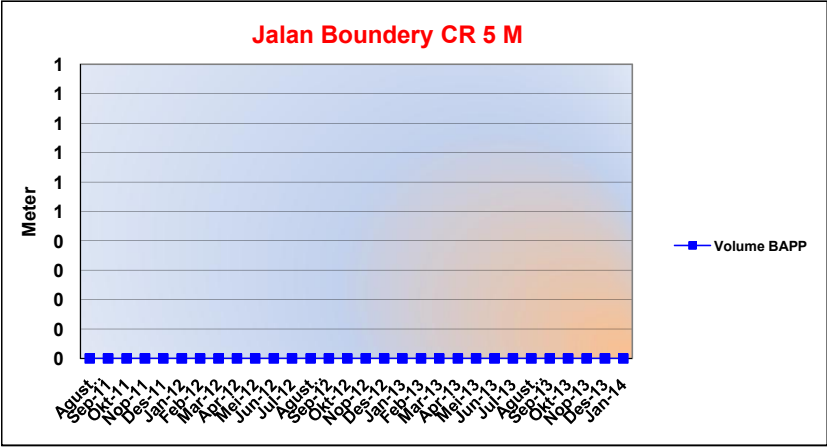


Month	Monthly Progress	Accumulated
Agust-11	-	-
Sep-11	-	-
Okt-11	244,35	244,35
Nop-11	-	244,35
Des-11	266,90	511,25
Jan-12	56,60	567,85
Feb-12	-	567,85
Mar-12	-	567,85
Apr-12	-	567,85
Mei-12	-	567,85
Jun-12	-	567,85
Jul-12	-	567,85
Agust-12	-	567,85
Sep-12	-	567,85
Okt-12	-	567,85
Nop-12	-	567,85
Des-12	19,10	586,95
Jan-13	19,60	606,55
Feb-13	39,90	646,45
Mar-13	10,00	656,45
Apr-13	16,90	673,35
Mei-13	-	673,35
Jun-13	171,00	844,35
Jul-13	28,90	873,25
Agust-13	-	873,25
Sep-13	-	873,25
Okt-13	12,50	885,75
Nop-13	-	885,75
Des-13	-	885,75
Jan-14	-	885,75
	885,75	



CLAIM SUMMARY - Desa Susuk Dalam Estate

Type of Work	SPK Vol (Ha)	Progress	%
Jalan Boundery CR 5 M	-	-	0,00%



Month	Monthly Progress	Accumulated
Agust-11	-	-
Sep-11	-	-
Oktober-11	-	-
Nov-11	-	-
Des-11	-	-
Jan-12	-	-
Feb-12	-	-
Mar-12	-	-
Apr-12	-	-
Mei-12	-	-
Jun-12	-	-
Jul-12	-	-
Agust-12	-	-
Sep-12	-	-
Oktober-12	-	-
Nov-12	-	-
Des-12	-	-
Jan-13	-	-
Feb-13	-	-
Mar-13	-	-
Apr-13	-	-
Mei-13	-	-
Jun-13	-	-
Jul-13	-	-
Agust-13	-	-
Sep-13	-	-
Oktober-13	-	-
Nov-13	-	-
Des-13	-	-
Jan-14	-	-
	-	-