



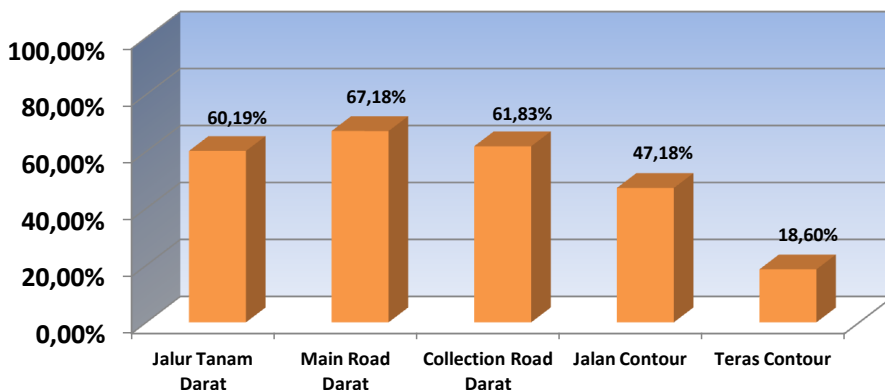
PROGRESS REPORT - Kebun Seriang

KONTRAK NO :

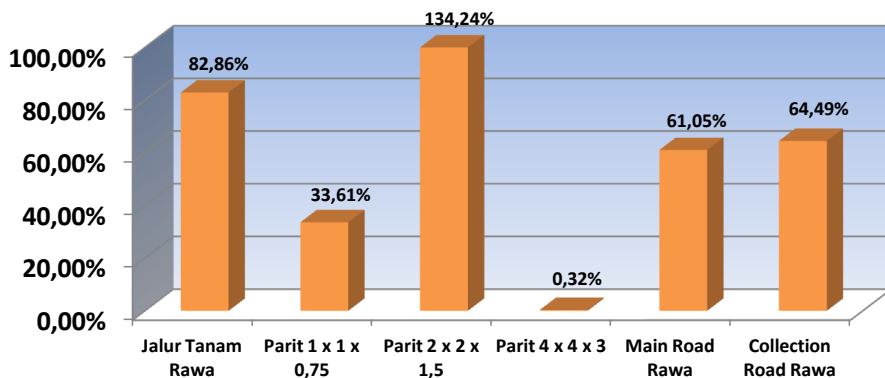
1. SPK No. SRIE/JKTO/10/08/034 - Jalur Tanam, BPRT, & PJLN
2. SPK No. SRIE/JKTO/10/08/035 - SWAB

| Jenis Pekerjaan | Unit | Vol SPK 10 Okt 08 s.d 31 Des '12 | Realisasi | | | % |
|-----------------------|-------|---|--------------------------------|--------------------|------------------------|---------|
| | | | AKUMULASI S.D BULAN LALU | BAPP Sept' 2012 | S.D BAPP Sept' 2012 | |
| Bulldozer | | | | | | |
| Jalur Tanam Darat | Ha | 5.900,00 | 3.506,10 | 45,16 | 3.551,26 | 60,19% |
| Main Road Darat | Meter | 60.180,00 | 39.845,12 | 583,31 | 40.428,43 | 67,18% |
| Collection Road Darat | Meter | 198.240,00 | 121.498,58 | 1.076,12 | 122.574,70 | 61,83% |
| Jalan Contour | Meter | 207.000,00 | 97.653,76 | - | 97.653,76 | 47,18% |
| Teras Contour | Meter | 2.564.500,00 | 477.114,95 | - | 477.114,95 | 18,60% |
| Sewa Bulldozer | HM | - | 21.482,80 | 63,70 | 21.546,50 | |
| Excavator | | | | | | |
| Jalur Tanam Rawa | Ha | 1.800,00 | 1.427,87 | 63,68 | 1.491,55 | 82,86% |
| Parit 1 x 1 x 0,75 | Meter | 721.000,00 | 235.624,87 | 6.728,99 | 242.353,86 | 33,61% |
| Parit 2 x 2 x 1,5 | Meter | 119.480,00 | 159.852,02 | 532,93 | 160.384,95 | 134,24% |
| Parit 4 x 4 x 3 | Meter | 47.860,00 | 152,73 | - | 152,73 | 0,32% |
| Main Road Rawa | Meter | 18.360,00 | 11.208,30 | - | 11.208,30 | 61,05% |
| Collection Road Rawa | Meter | 60.480,00 | 37.944,23 | 1.061,04 | 39.005,27 | 64,49% |
| Gorong-gorong | Unit | - | 493,00 | 7,00 | 500,00 | |
| Jembatan 2 M | Unit | - | 146,00 | 2,00 | 148,00 | |
| Jembatan 4 M | Unit | - | 39,00 | - | 39,00 | |
| Jembatan 5-10 M | Unit | - | 26,00 | - | 26,00 | |
| Jembatan > 10 M | Unit | - | - | - | - | |
| Sewa Excavator | HM | - | 36.419,70 | 102,20 | 36.521,90 | |

Pekerjaan Bulldozer



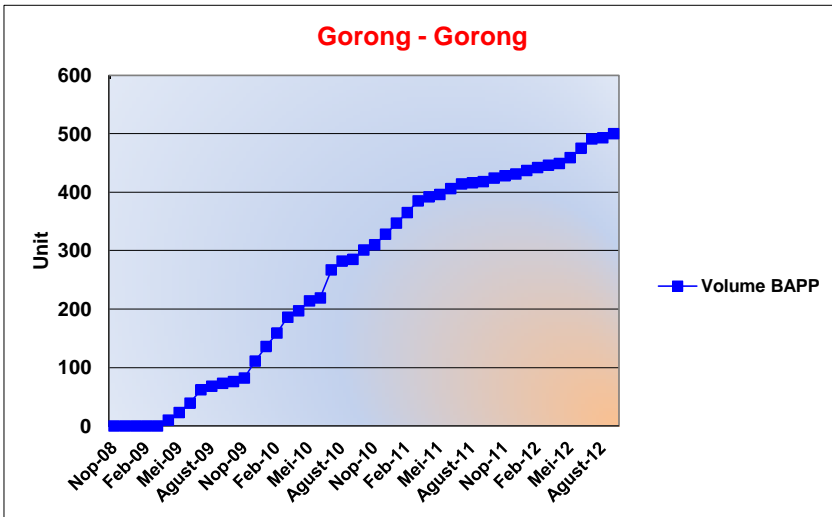
Pekerjaan Excavator





PROGRESS REPORT - Kebun Seriang

| Jenis Pekerjaan | Unit | Vol SPK | Realisasi | % |
|-----------------|------|---------|-----------|-------|
| Gorong-gorong | Unit | - | 500,00 | 0,00% |



| Bulan | Hasil per Bulan | Kumulatif |
|----------|-----------------|-----------|
| Nop-08 | - | - |
| Des-08 | - | - |
| Jan-09 | - | - |
| Feb-09 | - | - |
| Mar-09 | - | - |
| Apr-09 | 10,00 | 10,00 |
| Mei-09 | 13,00 | 23,00 |
| Jun-09 | 16,00 | 39,00 |
| Jul-09 | 23,00 | 62,00 |
| Agust-09 | 6,00 | 68,00 |
| Sep-09 | 5,00 | 73,00 |
| Okt-09 | 3,00 | 76,00 |
| Nop-09 | 6,00 | 82,00 |
| Des-09 | 29,00 | 111,00 |
| Jan-10 | 25,00 | 136,00 |
| Feb-10 | 23,00 | 159,00 |
| Mar-10 | 27,00 | 186,00 |
| Apr-10 | 11,00 | 197,00 |
| Mei-10 | 17,00 | 214,00 |
| Jun-10 | 5,00 | 219,00 |
| Jul-10 | 48,00 | 267,00 |
| Agust-10 | 15,00 | 282,00 |
| Sep-10 | 3,00 | 285,00 |
| Okt-10 | 16,00 | 301,00 |
| Nop-10 | 9,00 | 310,00 |
| Des-10 | 18,00 | 328,00 |
| Jan-11 | 19,00 | 347,00 |
| Feb-11 | 18,00 | 365,00 |
| Mar-11 | 20,00 | 385,00 |
| Apr-11 | 7,00 | 392,00 |
| Mei-11 | 4,00 | 396,00 |
| Jun-11 | 10,00 | 406,00 |
| Jul-11 | 8,00 | 414,00 |
| Agust-11 | 2,00 | 416,00 |
| Sep-11 | 2,00 | 418,00 |
| Okt-11 | 6,00 | 424,00 |
| Nop-11 | 4,00 | 428,00 |
| Des-11 | 3,00 | 431,00 |
| Jan-12 | 6,00 | 437,00 |
| Feb-12 | 5,00 | 442,00 |
| Mar-12 | 4,00 | 446,00 |
| Apr-12 | 3,00 | 449,00 |
| Mei-12 | 10,00 | 459,00 |
| Jun-12 | 16,00 | 475,00 |
| Jul-12 | 16,00 | 491,00 |
| Agust-12 | 2,00 | 493,00 |
| Sep-12 | 7,00 | 500,00 |
| | | |
| | | |
| | | |
| | 500,00 | |

