



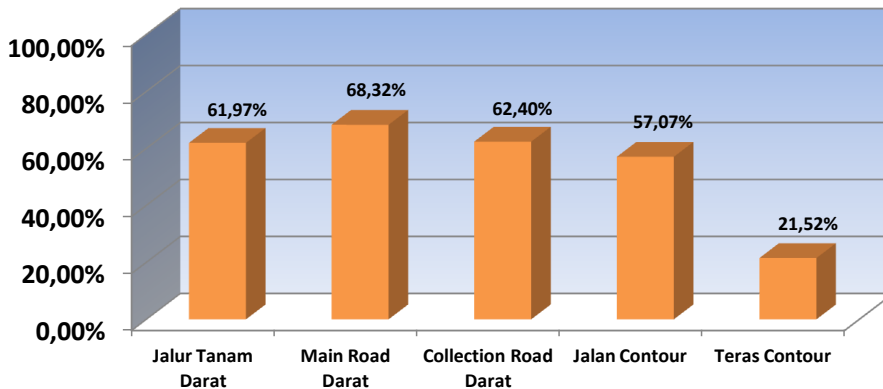
PROGRESS REPORT - Kebun Seriang

KONTRAK NO :

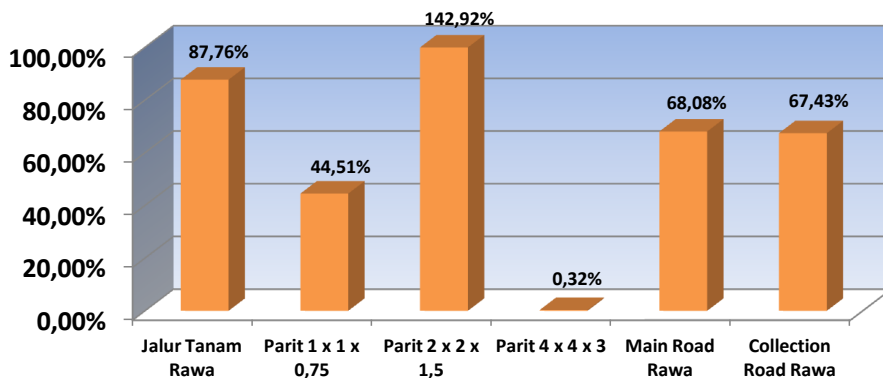
1. SPK No. SRIE/JKTO/10/08/034 - Jalur Tanam, BPRT, & PJLN
2. SPK No. SRIE/JKTO/10/08/035 - SWAB

Jenis Pekerjaan	Unit	Vol SPK 10 Okt '08 s.d 31 Des '12	Realisasi			%
			AKUMULASI S.D BULAN LALU	BAPP Desember 2012	S.D BAPP Desember 2012	
Bulldozer						
Jalur Tanam Darat	Ha	5.900,00	3.640,64	15,51	3.656,15	61,97%
Main Road Darat	Meter	60.180,00	41.002,29	113,28	41.115,57	68,32%
Collection Road Darat	Meter	198.240,00	123.705,46	-	123.705,46	62,40%
Jalan Contour	Meter	207.000,00	112.288,48	5.856,14	118.144,62	57,07%
Teras Contour	Meter	2.564.500,00	509.636,86	42.309,89	551.946,75	21,52%
Sewa Bulldozer	HM	-	21.706,60	163,60	21.870,20	
Excavator						
Jalur Tanam Rawa	Ha	1.800,00	1.562,29	17,36	1.579,65	87,76%
Parit 1 x 1 x 0,75	Meter	721.000,00	290.511,42	30.419,75	320.931,17	44,51%
Parit 2 x 2 x 1,5	Meter	119.480,00	167.344,57	3.411,15	170.755,72	142,92%
Parit 4 x 4 x 3	Meter	47.860,00	152,73	-	152,73	0,32%
Main Road Rawa	Meter	18.360,00	12.166,02	334,17	12.500,19	68,08%
Collection Road Rawa	Meter	60.480,00	40.161,28	623,04	40.784,32	67,43%
Gorong-gorong	Unit	-	519,00	6,00	525,00	
Jembatan 2 M	Unit	-	151,00	8,00	159,00	
Jembatan 4 M	Unit	-	39,00	-	39,00	
Jembatan 5-10 M	Unit	-	26,00	-	26,00	
Jembatan > 10 M	Unit	-	-	-	-	
Sewa Excavator	HM	-	37.142,90	787,00	37.929,90	

Pekerjaan Bulldozer



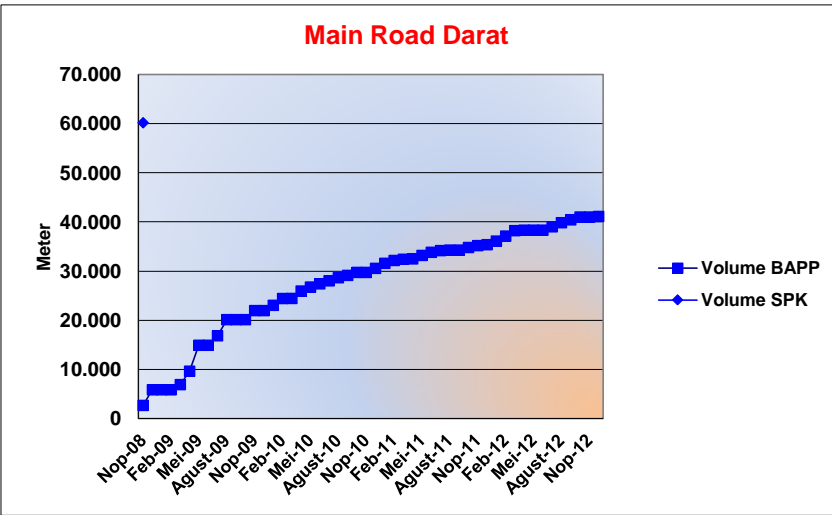
Pekerjaan Excavator





PROGRESS REPORT - Kebun Seriang

Jenis Pekerjaan	Unit	Vol SPK	Realisasi	%
Main Road Darat	Meter	60.180,00	41.115,57	68,32%

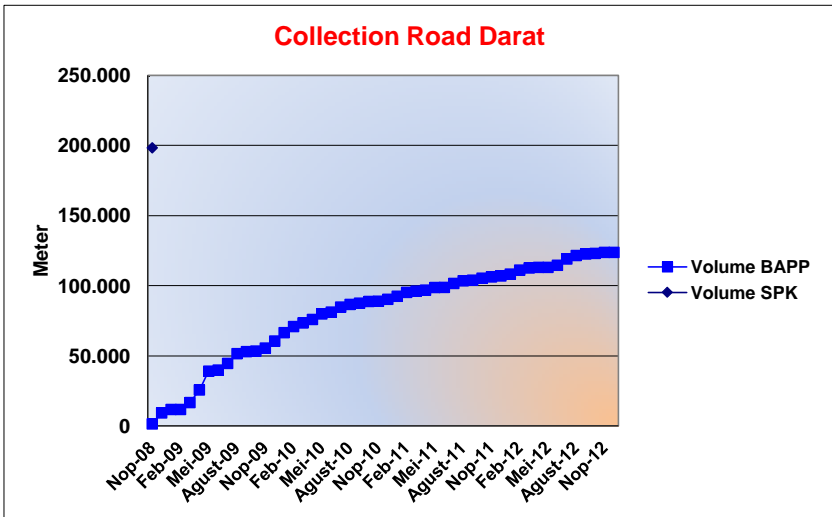


Bulan	Hasil per Bulan	Kumulatif
Nop-08	2.667,68	2.667,68
Des-08	3.178,91	5.846,59
Jan-09	-	5.846,59
Feb-09	-	5.846,59
Mar-09	1.057,79	6.904,38
Apr-09	2.729,04	9.633,42
Mei-09	5.272,81	14.906,23
Jun-09	-	14.906,23
Jul-09	1.936,11	16.842,34
Agust-09	3.275,04	20.117,38
Sep-09	-	20.117,38
Okt-09	-	20.117,38
Nop-09	1.843,09	21.960,47
Des-09	-	21.960,47
Jan-10	1.070,83	23.031,30
Feb-10	1.387,85	24.419,15
Mar-10	13,09	24.432,24
Apr-10	1.507,03	25.939,27
Mei-10	809,76	26.749,03
Jun-10	658,19	27.407,22
Jul-10	612,09	28.019,31
Agust-10	633,10	28.652,41
Sep-10	473,28	29.125,69
Okt-10	603,10	29.728,79
Nop-10	-	29.728,79
Des-10	824,82	30.553,61
Jan-11	1.026,28	31.579,89
Feb-11	578,94	32.158,83
Mar-11	247,10	32.405,93
Apr-11	78,76	32.484,69
Mei-11	700,10	33.184,79
Jun-11	633,88	33.818,67
Jul-11	349,65	34.168,32
Agust-11	101,91	34.270,23
Sep-11	-	34.270,23
Okt-11	529,17	34.799,40
Nop-11	384,64	35.184,04
Des-11	191,77	35.375,81
Jan-12	723,73	36.099,54
Feb-12	1.018,69	37.118,23
Mar-12	1.109,93	38.228,16
Apr-12	94,67	38.322,83
Mei-12	-	38.322,83
Jun-12	-	38.322,83
Jul-12	692,01	39.014,84
Agust-12	830,28	39.845,12
Sep-12	583,31	40.428,43
Okt-12	573,86	41.002,29
Nop-12	-	41.002,29
Des-12	113,28	41.115,57
	41.115,57	



PROGRESS REPORT - Kebun Seriang

Jenis Pekerjaan	Unit	Vol SPK	Realisasi	%
Collection Road Darat	Meter	198.240,00	123.705,46	62,40%



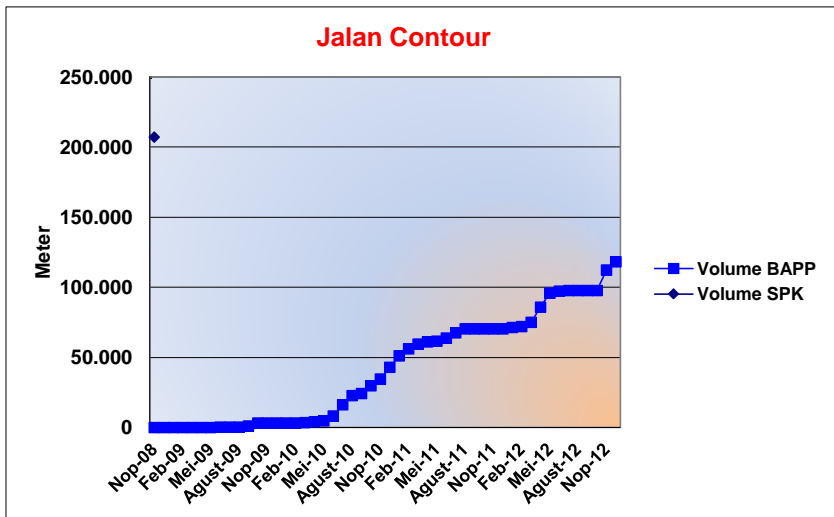
Bulan	Hasil per Bulan	Kumulatif
Nop-08	1.458,44	1.458,44
Des-08	7.851,49	9.309,93
Jan-09	2.448,22	11.758,15
Feb-09	-	11.758,15
Mar-09	4.923,02	16.681,17
Apr-09	8.990,11	25.671,28
Mei-09	13.394,16	39.065,44
Jun-09	765,95	39.831,39
Jul-09	4.751,65	44.583,04
Agust-09	6.955,39	51.538,43
Sep-09	1.445,97	52.984,40
Okt-09	396,79	53.381,19
Nop-09	2.143,86	55.525,05
Des-09	5.017,74	60.542,79
Jan-10	5.965,20	66.507,99
Feb-10	4.341,00	70.848,99
Mar-10	2.602,58	73.451,57
Apr-10	2.453,19	75.904,76
Mei-10	3.958,22	79.862,98
Jun-10	1.301,22	81.164,20
Jul-10	3.566,54	84.730,74
Agust-10	1.897,35	86.628,09
Sep-10	903,54	87.531,63
Okt-10	1.219,17	88.750,80
Nop-10	162,15	88.912,95
Des-10	1.377,27	90.290,22
Jan-11	2.155,53	92.445,75
Feb-11	2.750,89	95.196,64
Mar-11	918,64	96.115,28
Apr-11	701,33	96.816,61
Mei-11	1.858,11	98.674,72
Jun-11	88,57	98.763,29
Jul-11	2.825,94	101.589,23
Agust-11	1.892,00	103.481,23
Sep-11	438,03	103.919,26
Okt-11	1.390,89	105.310,15
Nop-11	911,46	106.221,61
Des-11	707,20	106.928,81
Jan-12	1.317,71	108.246,52
Feb-12	2.845,31	111.091,83
Mar-12	1.523,84	112.615,67
Apr-12	420,26	113.035,93
Mei-12	-	113.035,93
Jun-12	1.502,13	114.538,06
Jul-12	4.484,28	119.022,34
Agust-12	2.476,24	121.498,58
Sep-12	1.076,12	122.574,70
Okt-12	413,51	122.988,21
Nop-12	717,25	123.705,46
Des-12	-	123.705,46
	123.705,46	



PT. BUANA TUNAS SEJAHTERA

PROGRESS REPORT - Kebun Seriang

Jenis Pekerjaan	Unit	Vol SPK	Realisasi	%
Jalan Contour	Meter	207.000,00	118.144,62	57,07%

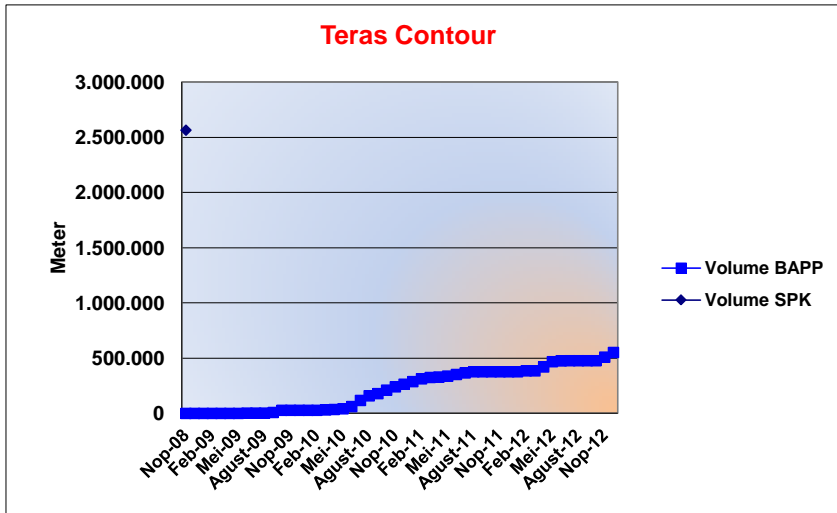


Bulan	Hasil per Bulan	Kumulatif
Nop-08	-	-
Des-08	-	-
Jan-09	-	-
Feb-09	-	-
Mar-09	-	-
Apr-09	-	-
Mei-09	-	-
Jun-09	323,33	323,33
Jul-09	-	323,33
Agust-09	-	323,33
Sep-09	807,12	1.130,45
Okt-09	2.114,11	3.244,56
Nop-09	-	3.244,56
Des-09	-	3.244,56
Jan-10	-	3.244,56
Feb-10	-	3.244,56
Mar-10	263,89	3.508,45
Apr-10	658,24	4.166,69
Mei-10	593,94	4.760,63
Jun-10	3.497,44	8.258,07
Jul-10	8.000,26	16.258,33
Agust-10	6.519,95	22.778,28
Sep-10	1.480,18	24.258,46
Okt-10	5.527,43	29.785,89
Nop-10	4.810,93	34.596,82
Des-10	8.357,19	42.954,01
Jan-11	8.128,60	51.082,61
Feb-11	5.014,16	56.096,77
Mar-11	3.391,25	59.488,02
Apr-11	1.561,87	61.049,89
Mei-11	531,44	61.581,33
Jun-11	2.217,74	63.799,07
Jul-11	3.718,42	67.517,49
Agust-11	2.802,88	70.320,37
Sep-11	-	70.320,37
Okt-11	-	70.320,37
Nop-11	-	70.320,37
Des-11	-	70.320,37
Jan-12	988,52	71.308,89
Feb-12	672,03	71.980,92
Mar-12	3.025,93	75.006,85
Apr-12	10.815,36	85.822,21
Mei-12	10.033,16	95.855,37
Jun-12	1.380,82	97.236,19
Jul-12	417,57	97.653,76
Agust-12	-	97.653,76
Sep-12	-	97.653,76
Okt-12	-	97.653,76
Nop-12	14.634,72	112.288,48
Des-12	5.856,14	118.144,62
	118.144,62	



PROGRESS REPORT - Kebun Seriang

Jenis Pekerjaan	Unit	Vol SPK	Realisasi	%
Teras Contour	Meter	2.564.500,00	551.946,75	21,52%



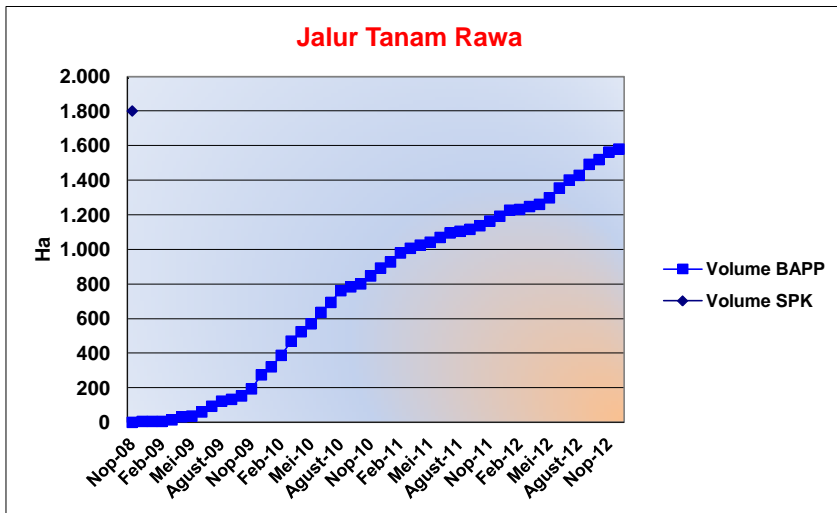
Bulan	Hasil per Bulan	Kumulatif
Nop-08	-	-
Des-08	-	-
Jan-09	-	-
Feb-09	-	-
Mar-09	-	-
Apr-09	-	-
Mei-09	-	-
Jun-09	2.611,42	2.611,42
Jul-09	-	2.611,42
Agust-09	-	2.611,42
Sep-09	5.999,46	8.610,88
Okt-09	19.567,15	28.178,03
Nop-09	-	28.178,03
Des-09	-	28.178,03
Jan-10	-	28.178,03
Feb-10	-	28.178,03
Mar-10	3.171,87	31.349,90
Apr-10	4.198,41	35.548,31
Mei-10	6.374,80	41.923,11
Jun-10	20.226,46	62.149,57
Jul-10	55.355,75	117.505,32
Agust-10	41.750,71	159.256,03
Sep-10	20.103,83	179.359,86
Okt-10	31.347,36	210.707,22
Nop-10	30.058,29	240.765,51
Des-10	23.546,63	264.312,14
Jan-11	23.697,75	288.009,89
Feb-11	25.176,09	313.185,98
Mar-11	12.229,19	325.415,17
Apr-11	4.322,47	329.737,64
Mei-11	8.042,85	337.780,49
Jun-11	14.863,79	352.644,28
Jul-11	13.914,39	366.558,67
Agust-11	10.430,78	376.989,45
Sep-11	-	376.989,45
Okt-11	-	376.989,45
Nop-11	-	376.989,45
Des-11	-	376.989,45
Jan-12	-	376.989,45
Feb-12	8.382,54	385.371,99
Mar-12	-	385.371,99
Apr-12	35.465,76	420.837,75
Mei-12	47.330,05	468.167,80
Jun-12	7.270,06	475.437,86
Jul-12	1.677,09	477.114,95
Agust-12	-	477.114,95
Sep-12	-	477.114,95
Okt-12	-	477.114,95
Nop-12	32.521,91	509.636,86
Des-12	42.309,89	551.946,75
	551.946,75	



PT. BUANA TUNAS SEJAHTERA

PROGRESS REPORT - Kebun Seriang

Jenis Pekerjaan	Unit	Vol SPK	Realisasi	%
Jalur Tanam Rawa	Ha	1.800,00	1.579,65	87,76%



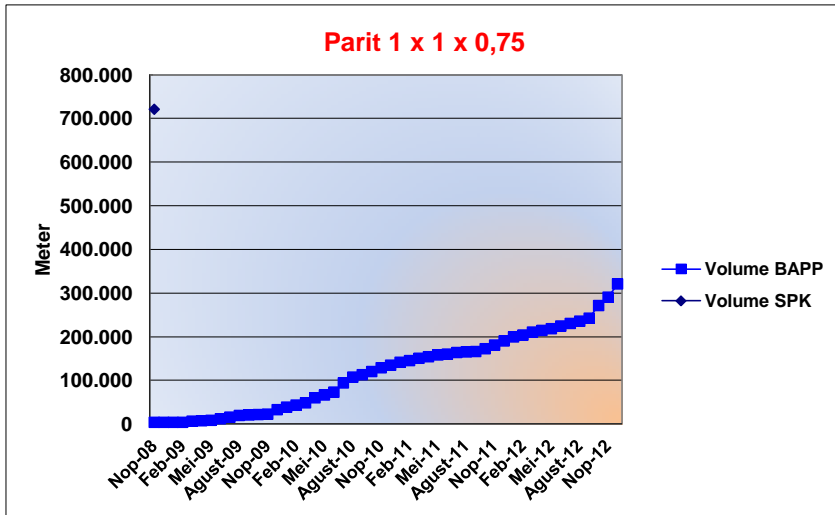
Bulan	Hasil per Bulan	Kumulatif
Nop-08	-	-
Des-08	5,59	5,59
Jan-09	-	5,59
Feb-09	-	5,59
Mar-09	9,13	14,72
Apr-09	17,45	32,17
Mei-09	4,13	36,30
Jun-09	24,03	60,33
Jul-09	32,73	93,06
Agust-09	29,54	122,60
Sep-09	10,42	133,02
Okt-09	19,72	152,74
Nop-09	40,98	193,72
Des-09	81,15	274,87
Jan-10	46,36	321,23
Feb-10	66,19	387,42
Mar-10	82,01	469,43
Apr-10	54,55	523,98
Mei-10	45,87	569,85
Jun-10	65,81	635,66
Jul-10	57,77	693,43
Agust-10	67,96	761,39
Sep-10	22,21	783,60
Okt-10	17,02	800,62
Nop-10	45,73	846,35
Des-10	45,58	891,93
Jan-11	35,33	927,26
Feb-11	51,92	979,18
Mar-11	26,98	1.006,16
Apr-11	18,31	1.024,47
Mei-11	16,96	1.041,43
Jun-11	27,52	1.068,95
Jul-11	26,28	1.095,23
Agust-11	9,29	1.104,52
Sep-11	11,39	1.115,91
Okt-11	20,96	1.136,87
Nop-11	26,63	1.163,50
Des-11	28,09	1.191,59
Jan-12	34,80	1.226,39
Feb-12	4,51	1.230,90
Mar-12	16,80	1.247,70
Apr-12	12,63	1.260,33
Mei-12	37,77	1.298,10
Jun-12	56,76	1.354,86
Jul-12	46,05	1.400,91
Agust-12	26,96	1.427,87
Sep-12	63,68	1.491,55
Okt-12	27,60	1.519,15
Nop-12	43,14	1.562,29
Des-12	17,36	1.579,65
	1.579,65	



PT. BUANA TUNAS SEJAHTERA

PROGRESS REPORT - Kebun Seriang

Jenis Pekerjaan	Unit	Vol SPK	Realisasi	%
Parit 1 x 1 x 0,75	Meter	721.000,00	320.931,17	44,51%

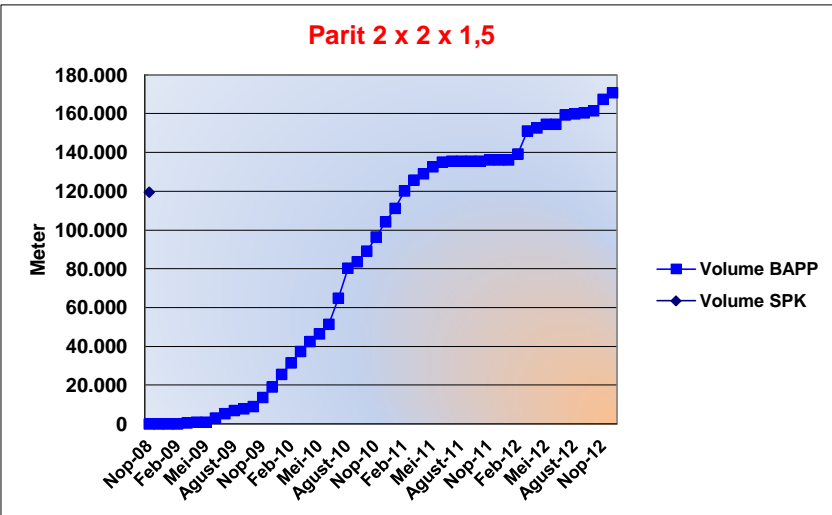


Bulan	Hasil per Bulan	Kumulatif
Nop-08	3.773,74	3.773,74
Des-08	-	3.773,74
Jan-09	-	3.773,74
Feb-09	-	3.773,74
Mar-09	2.677,18	6.450,92
Apr-09	931,22	7.382,14
Mei-09	967,80	8.349,94
Jun-09	3.654,71	12.004,65
Jul-09	3.721,20	15.725,85
Agust-09	3.817,92	19.543,77
Sep-09	1.114,27	20.658,04
Okt-09	944,18	21.602,22
Nop-09	953,16	22.555,38
Des-09	10.284,63	32.840,01
Jan-10	5.773,98	38.613,99
Feb-10	4.714,82	43.328,81
Mar-10	5.140,01	48.468,82
Apr-10	11.560,45	60.029,27
Mei-10	6.381,40	66.410,67
Jun-10	6.607,37	73.018,04
Jul-10	21.009,63	94.027,67
Agust-10	13.412,71	107.440,38
Sep-10	5.496,96	112.937,34
Okt-10	7.217,65	120.154,99
Nop-10	8.654,36	128.809,35
Des-10	5.935,57	134.744,92
Jan-11	6.622,70	141.367,62
Feb-11	3.896,55	145.264,17
Mar-11	5.258,88	150.523,05
Apr-11	3.596,97	154.120,02
Mei-11	4.054,59	158.174,61
Jun-11	1.915,44	160.090,05
Jul-11	3.639,27	163.729,32
Agust-11	1.336,77	165.066,09
Sep-11	949,94	166.016,03
Okt-11	6.433,28	172.449,31
Nop-11	8.392,81	180.842,12
Des-11	9.395,96	190.238,08
Jan-12	9.165,20	199.403,28
Feb-12	4.429,84	203.833,12
Mar-12	6.742,94	210.576,06
Apr-12	3.851,51	214.427,57
Mei-12	3.860,45	218.288,02
Jun-12	6.175,53	224.463,55
Jul-12	5.898,29	230.361,84
Agust-12	5.263,03	235.624,87
Sep-12	6.728,99	242.353,86
Okt-12	28.967,09	271.320,95
Nop-12	19.190,47	290.511,42
Des-12	30.419,75	320.931,17
	320.931,17	



PROGRESS REPORT - Kebun Seriang

Jenis Pekerjaan	Unit	Vol SPK	Realisasi	%
Parit 2 x 2 x 1,5	Meter	119.480	#####	142,92%

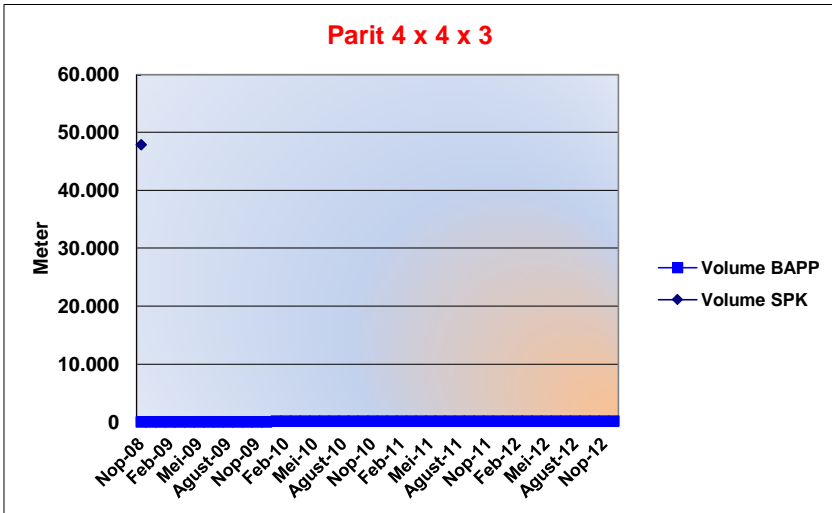


Bulan	Hasil per Bulan	Kumulatif
Nop-08	-	-
Des-08	-	-
Jan-09	-	-
Feb-09	-	-
Mar-09	519,18	519,180
Apr-09	394,94	914,120
Mei-09	-	914,120
Jun-09	2.150,97	3.065,090
Jul-09	2.241,60	5.306,690
Agust-09	1.623,93	6.930,620
Sep-09	882,48	7.813,100
Okt-09	1.168,86	8.981,960
Nop-09	4.667,43	13.649,390
Des-09	5.416,47	19.065,860
Jan-10	6.486,03	25.551,890
Feb-10	5.930,96	31.482,850
Mar-10	5.900,44	37.383,290
Apr-10	5.094,40	42.477,690
Mei-10	3.950,66	46.428,350
Jun-10	4.945,74	51.374,090
Jul-10	13.457,72	64.831,810
Agust-10	15.467,99	80.299,800
Sep-10	3.340,70	83.640,500
Okt-10	5.454,70	89.095,200
Nop-10	7.291,68	96.386,880
Des-10	7.802,38	104.189,260
Jan-11	6.949,55	111.138,810
Feb-11	8.973,59	120.112,400
Mar-11	5.581,36	125.693,760
Apr-11	3.271,04	128.964,800
Mei-11	3.620,40	132.585,200
Jun-11	2.406,39	134.991,590
Jul-11	457,78	135.449,370
Agust-11	-	135.449,370
Sep-11	-	135.449,370
Okt-11	-	135.449,370
Nop-11	653,59	136.102,960
Des-11	-	136.102,960
Jan-12	-	136.102,960
Feb-12	3.057,06	139.160,020
Mar-12	11.854,49	151.014,510
Apr-12	1.583,00	152.597,510
Mei-12	1.895,12	154.492,630
Jun-12	-	154.492,630
Jul-12	4.814,60	159.307,230
Agust-12	544,79	159.852,020
Sep-12	532,93	160.384,950
Okt-12	1.085,12	161.470,070
Nop-12	5.874,50	167.344,570
Des-12	3.411,15	170.755,720
	170.755,720	



PROGRESS REPORT - Kebun Seriang

Jenis Pekerjaan	Unit	Vol SPK	Realisasi	%
Parit 4 x 4 x 3	Meter	47.860,00	152,73	0,32%

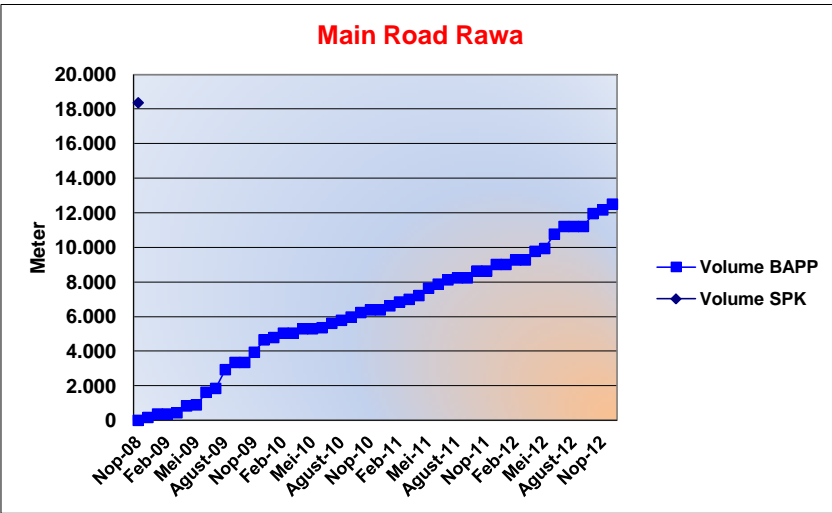


Bulan	Hasil per Bulan	Kumulatif
Nop-08	-	-
Des-08	-	-
Jan-09	-	-
Feb-09	-	-
Mar-09	-	-
Apr-09	-	-
Mei-09	-	-
Jun-09	-	-
Jul-09	-	-
Agust-09	-	-
Sep-09	-	-
Okt-09	-	-
Nop-09	-	-
Des-09	-	-
Jan-10	152,73	152,73
Feb-10	-	152,73
Mar-10	-	152,73
Apr-10	-	152,73
Mei-10	-	152,73
Jun-10	-	152,73
Jul-10	-	152,73
Agust-10	-	152,73
Sep-10	-	152,73
Okt-10	-	152,73
Nop-10	-	152,73
Des-10	-	152,73
Jan-11	-	152,73
Feb-11	-	152,73
Mar-11	-	152,73
Apr-11	-	152,73
Mei-11	-	152,73
Jun-11	-	152,73
Jul-11	-	152,73
Agust-11	-	152,73
Sep-11	-	152,73
Okt-11	-	152,73
Nop-11	-	152,73
Des-11	-	152,73
Jan-12	-	152,73
Feb-12	-	152,73
Mar-12	-	152,73
Apr-12	-	152,73
Mei-12	-	152,73
Jun-12	-	152,73
Jul-12	-	152,73
Agust-12	-	152,73
Sep-12	-	152,73
Okt-12	-	152,73
Nop-12	-	152,73
Des-12	-	152,73
	152,73	



PROGRESS REPORT - Kebun Seriang

Jenis Pekerjaan	Unit	Vol SPK	Realisasi	%
Main Road Rawa	Meter	18.360,00	12.500,19	68,08%

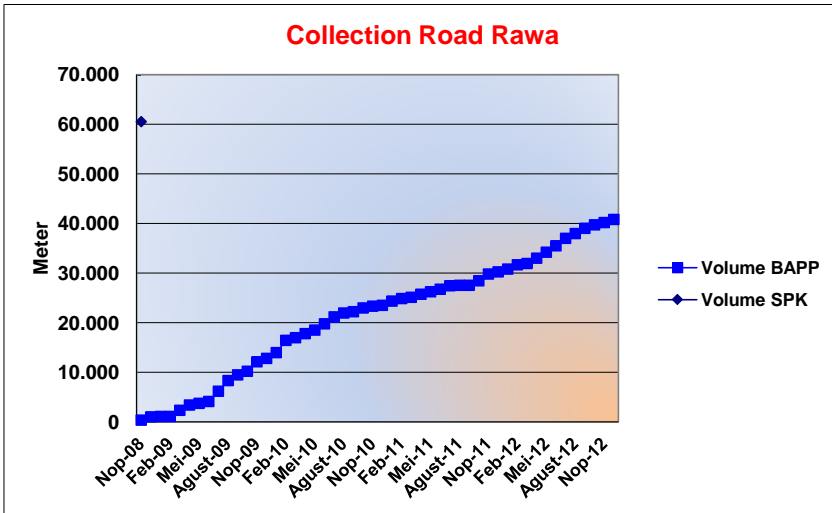


Bulan	Hasil per Bulan	Kumulatif
Nop-08	-	-
Des-08	167,74	167,74
Jan-09	199,73	367,47
Feb-09	-	367,47
Mar-09	71,44	438,91
Apr-09	398,46	837,37
Mei-09	58,60	895,97
Jun-09	728,15	1.624,12
Jul-09	222,37	1.846,49
Agust-09	1.085,96	2.932,45
Sep-09	415,68	3.348,13
Okt-09	-	3.348,13
Nop-09	589,11	3.937,24
Des-09	718,01	4.655,25
Jan-10	133,17	4.788,42
Feb-10	253,16	5.041,58
Mar-10	-	5.041,58
Apr-10	254,75	5.296,33
Mei-10	-	5.296,33
Jun-10	60,22	5.356,55
Jul-10	254,93	5.611,48
Agust-10	173,13	5.784,61
Sep-10	188,31	5.972,92
Okt-10	260,65	6.233,57
Nop-10	153,83	6.387,40
Des-10	-	6.387,40
Jan-11	236,04	6.623,44
Feb-11	218,00	6.841,44
Mar-11	155,21	6.996,65
Apr-11	217,98	7.214,63
Mei-11	424,39	7.639,02
Jun-11	233,95	7.872,97
Jul-11	251,90	8.124,87
Agust-11	111,68	8.236,55
Sep-11	-	8.236,55
Okt-11	394,60	8.631,15
Nop-11	-	8.631,15
Des-11	381,17	9.012,32
Jan-12	-	9.012,32
Feb-12	259,92	9.272,24
Mar-12	-	9.272,24
Apr-12	498,06	9.770,30
Mei-12	163,95	9.934,25
Jun-12	828,68	10.762,93
Jul-12	445,37	11.208,30
Agust-12	-	11.208,30
Sep-12	-	11.208,30
Okt-12	745,24	11.953,54
Nop-12	212,48	12.166,02
Des-12	334,17	12.500,19
	12.500,19	



PROGRESS REPORT - Kebun Seriang

Jenis Pekerjaan	Unit	Vol SPK	Realisasi	%
Collection Road Rawa	Meter	60.480,00	40.784,32	67,43%

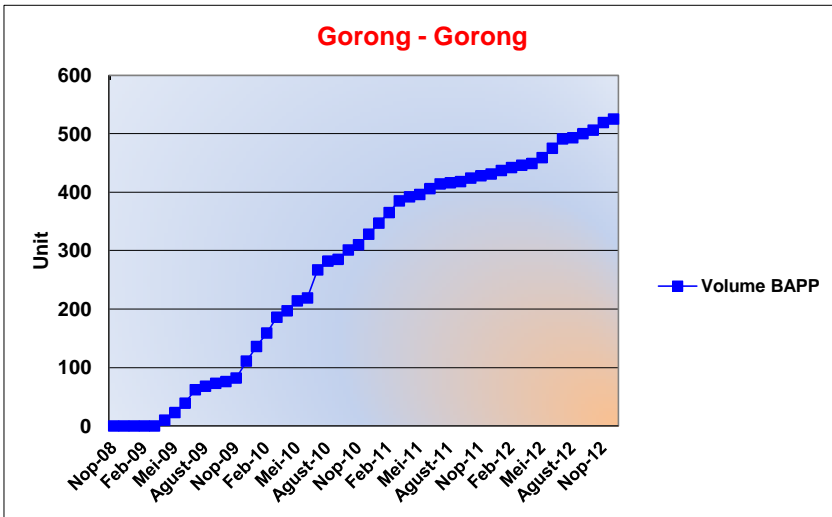


Bulan	Hasil per Bulan	Kumulatif
Nop-08	373,24	373,24
Des-08	659,37	1.032,61
Jan-09	85,55	1.118,16
Feb-09	-	1.118,16
Mar-09	1.232,21	2.350,37
Apr-09	1.066,80	3.417,17
Mei-09	335,74	3.752,91
Jun-09	377,06	4.129,97
Jul-09	2.061,78	6.191,75
Agust-09	2.147,59	8.339,34
Sep-09	1.151,28	9.490,62
Okt-09	726,75	10.217,37
Nop-09	1.907,69	12.125,06
Des-09	683,68	12.808,74
Jan-10	1.161,54	13.970,28
Feb-10	2.469,28	16.439,56
Mar-10	531,91	16.971,47
Apr-10	823,02	17.794,49
Mei-10	715,70	18.510,19
Jun-10	1.260,66	19.770,85
Jul-10	1.398,37	21.169,22
Agust-10	778,58	21.947,80
Sep-10	259,92	22.207,72
Okt-10	759,87	22.967,59
Nop-10	353,23	23.320,82
Des-10	172,80	23.493,62
Jan-11	850,85	24.344,47
Feb-11	511,07	24.855,54
Mar-11	251,87	25.107,41
Apr-11	619,49	25.726,90
Mei-11	505,83	26.232,73
Jun-11	500,38	26.733,11
Jul-11	701,72	27.434,83
Agust-11	88,79	27.523,62
Sep-11	-	27.523,62
Okt-11	913,79	28.437,41
Nop-11	1.358,49	29.795,90
Des-11	436,33	30.232,23
Jan-12	560,91	30.793,14
Feb-12	861,17	31.654,31
Mar-12	265,90	31.920,21
Apr-12	1.068,10	32.988,31
Mei-12	1.205,13	34.193,44
Jun-12	1.291,06	35.484,50
Jul-12	1.501,06	36.985,56
Agust-12	958,67	37.944,23
Sep-12	1.061,04	39.005,27
Okt-12	699,94	39.705,21
Nop-12	456,07	40.161,28
Des-12	623,04	40.784,32
	40.784,32	



PROGRESS REPORT - Kebun Seriang

Jenis Pekerjaan	Unit	Vol SPK	Realisasi	%
Gorong-gorong	Unit	-	525,00	0,00%



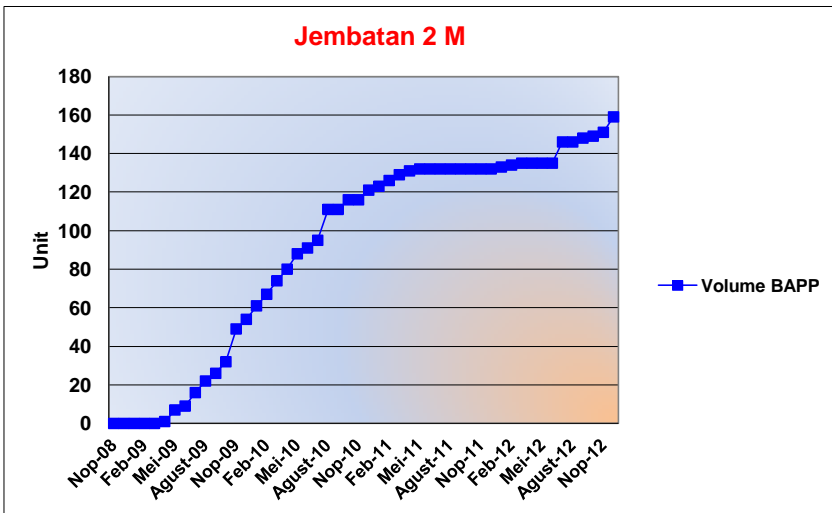
Bulan	Hasil per Bulan	Kumulatif
Nop-08	-	-
Des-08	-	-
Jan-09	-	-
Feb-09	-	-
Mar-09	-	-
Apr-09	10,00	10,00
Mei-09	13,00	23,00
Jun-09	16,00	39,00
Jul-09	23,00	62,00
Agust-09	6,00	68,00
Sep-09	5,00	73,00
Okt-09	3,00	76,00
Nop-09	6,00	82,00
Des-09	29,00	111,00
Jan-10	25,00	136,00
Feb-10	23,00	159,00
Mar-10	27,00	186,00
Apr-10	11,00	197,00
Mei-10	17,00	214,00
Jun-10	5,00	219,00
Jul-10	48,00	267,00
Agust-10	15,00	282,00
Sep-10	3,00	285,00
Okt-10	16,00	301,00
Nop-10	9,00	310,00
Des-10	18,00	328,00
Jan-11	19,00	347,00
Feb-11	18,00	365,00
Mar-11	20,00	385,00
Apr-11	7,00	392,00
Mei-11	4,00	396,00
Jun-11	10,00	406,00
Jul-11	8,00	414,00
Agust-11	2,00	416,00
Sep-11	2,00	418,00
Okt-11	6,00	424,00
Nop-11	4,00	428,00
Des-11	3,00	431,00
Jan-12	6,00	437,00
Feb-12	5,00	442,00
Mar-12	4,00	446,00
Apr-12	3,00	449,00
Mei-12	10,00	459,00
Jun-12	16,00	475,00
Jul-12	16,00	491,00
Agust-12	2,00	493,00
Sep-12	7,00	500,00
Okt-12	6,00	506,00
Nop-12	13,00	519,00
Des-12	6,00	525,00
	525,00	



PT. BUANA TUNAS SEJAHTERA

PROGRESS REPORT - Kebun Seriang

Jenis Pekerjaan	Unit	Vol SPK	Realisasi	%
Jembatan 2 M	Unit	-	159,00	0,00%

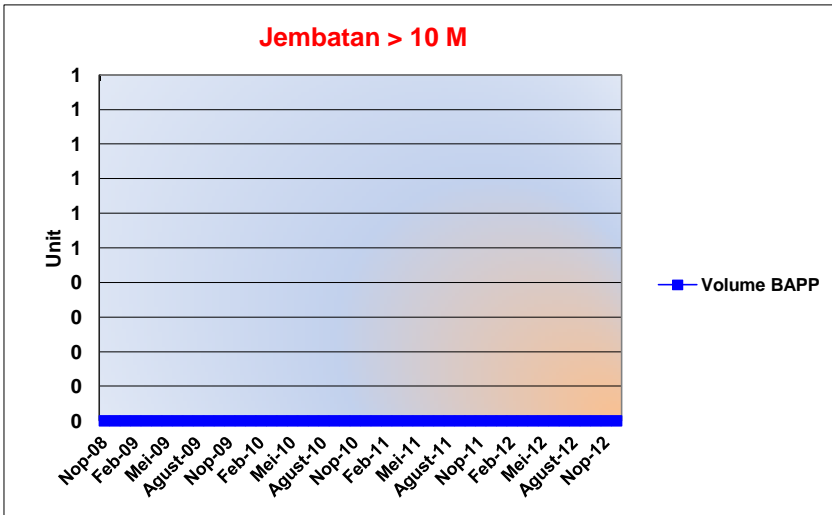


Bulan	Hasil per Bulan	Kumulatif
Nop-08	-	-
Des-08	-	-
Jan-09	-	-
Feb-09	-	-
Mar-09	-	-
Apr-09	1,00	1,00
Mei-09	6,00	7,00
Jun-09	2,00	9,00
Jul-09	7,00	16,00
Agust-09	6,00	22,00
Sep-09	4,00	26,00
Okt-09	6,00	32,00
Nop-09	17,00	49,00
Des-09	5,00	54,00
Jan-10	7,00	61,00
Feb-10	6,00	67,00
Mar-10	7,00	74,00
Apr-10	6,00	80,00
Mei-10	8,00	88,00
Jun-10	3,00	91,00
Jul-10	4,00	95,00
Agust-10	16,00	111,00
Sep-10	-	111,00
Okt-10	5,00	116,00
Nop-10	-	116,00
Des-10	5,00	121,00
Jan-11	2,00	123,00
Feb-11	3,00	126,00
Mar-11	3,00	129,00
Apr-11	2,00	131,00
Mei-11	1,00	132,00
Jun-11	-	132,00
Jul-11	-	132,00
Agust-11	-	132,00
Sep-11	-	132,00
Okt-11	-	132,00
Nop-11	-	132,00
Des-11	-	132,00
Jan-12	1,00	133,00
Feb-12	1,00	134,00
Mar-12	1,00	135,00
Apr-12	-	135,00
Mei-12	-	135,00
Jun-12	-	135,00
Jul-12	11,00	146,00
Agust-12	-	146,00
Sep-12	2,00	148,00
Okt-12	1,00	149,00
Nop-12	2,00	151,00
Des-12	8,00	159,00
	159,00	



PROGRESS REPORT - Kebun Seriang

Jenis Pekerjaan	Unit	Vol SPK	Realisasi	%
Jembatan > 10 M	Unit	-	-	0,00%



Bulan	Hasil per Bulan	Kumulatif
Nop-08	-	-
Des-08	-	-
Jan-09	-	-
Feb-09	-	-
Mar-09	-	-
Apr-09	-	-
Mei-09	-	-
Jun-09	-	-
Jul-09	-	-
Agust-09	-	-
Sep-09	-	-
Okt-09	-	-
Nop-09	-	-
Des-09	-	-
Jan-10	-	-
Feb-10	-	-
Mar-10	-	-
Apr-10	-	-
Mei-10	-	-
Jun-10	-	-
Jul-10	-	-
Agust-10	-	-
Sep-10	-	-
Okt-10	-	-
Nop-10	-	-
Des-10	-	-
Jan-11	-	-
Feb-11	-	-
Mar-11	-	-
Apr-11	-	-
Mei-11	-	-
Jun-11	-	-
Jul-11	-	-
Agust-11	-	-
Sep-11	-	-
Okt-11	-	-
Nop-11	-	-
Des-11	-	-
Jan-12	-	-
Feb-12	-	-
Mar-12	-	-
Apr-12	-	-
Mei-12	-	-
Jun-12	-	-
Jul-12	-	-
Agust-12	-	-
Sep-12	-	-
Okt-12	-	-
Nop-12	-	-
Des-12	-	-
	-	-

