



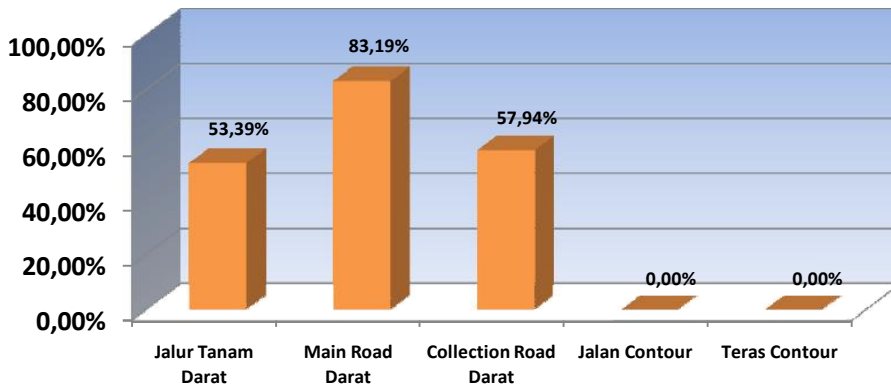
**PROGRESS REPORT - Kebun Seriang**

KONTRAK NO :

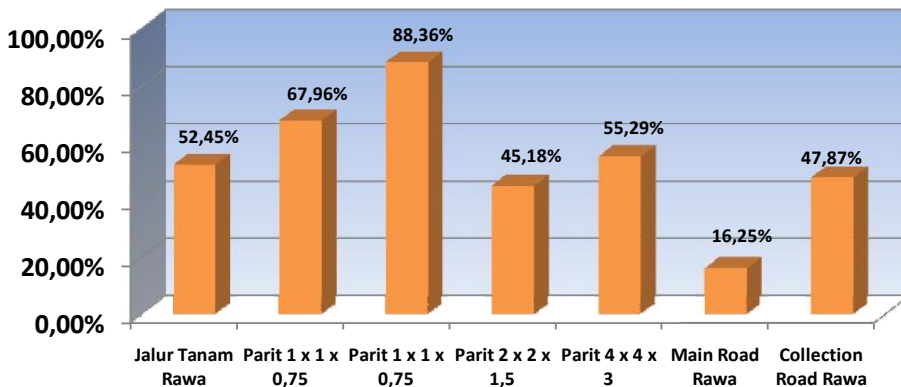
1. 142/SRIE/JKTO/12/2012-Jalur Tanam, BPRT, & PJLN
2. 142/SRIE/JKTO/12/2012-SWAB
3. 116/SRIE/LOA/10/2013 --> 116/SRIE/JKTO/10/2013-PARIT

Jenis Pekerjaan	Unit	Vol SPK 1 Jan '13 s.d. 31 Des '13	Realisasi			%
			AKUMULASI S.D BULAN LALU	BAPP Des 2013	S.D BAPP Des 2013	
<b>Bulldozer</b>						
Jalur Tanam Darat	Ha	135,00	70,96	1,11	72,07	53,39%
Main Road Darat	Meter	1.040,00	865,18	-	865,18	83,19%
Collection Road Darat	Meter	3.427,00	1.985,76	-	1.985,76	57,94%
Jalan Contour	Meter	10.695,00	-	-	-	0,00%
Teras Contour	Meter	36.795,00	-	-	-	0,00%
Sewa Buldozer	HM		58,20	-	58,20	
<b>Excavator</b>						
Jalur Tanam Rawa	Ha	165,00	82,08	4,46	86,54	52,45%
Parit 1 x 1 x 0,75	Meter	47.280,00	31.017,73	1.113,55	32.131,28	67,96%
Parit 1 x 1 x 0,75	Meter	29.596,00	22.856,82	3.292,81	26.149,63	88,36%
Parit 2 x 2 x 1,5	Meter	6.894,00	3.114,83	-	3.114,83	45,18%
Parit 4 x 4 x 3	Meter	2.193,00	1.212,54	-	1.212,54	55,29%
Main Road Rawa	Meter	1.683,00	273,53	-	273,53	16,25%
Collection Road Rawa	Meter	5.544,00	2.654,08	-	2.654,08	47,87%
Gorong-gorong	Unit		17,00	2,00	19,00	
Jembatan 2 M	Unit		8,00	-	8,00	
Jembatan 4 M	Unit		1,00	-	1,00	
Jembatan 5-10 M	Unit		3,00	-	3,00	
Jembatan > 10 M	Unit		-	-	-	
Sewa Excavator	HM		3.710,00	107,00	3.817,00	
Imas Tumbang	Ha	300,00	-	-	-	0,00%

**Pekerjaan Bulldozer**



**Pekerjaan Excavator**

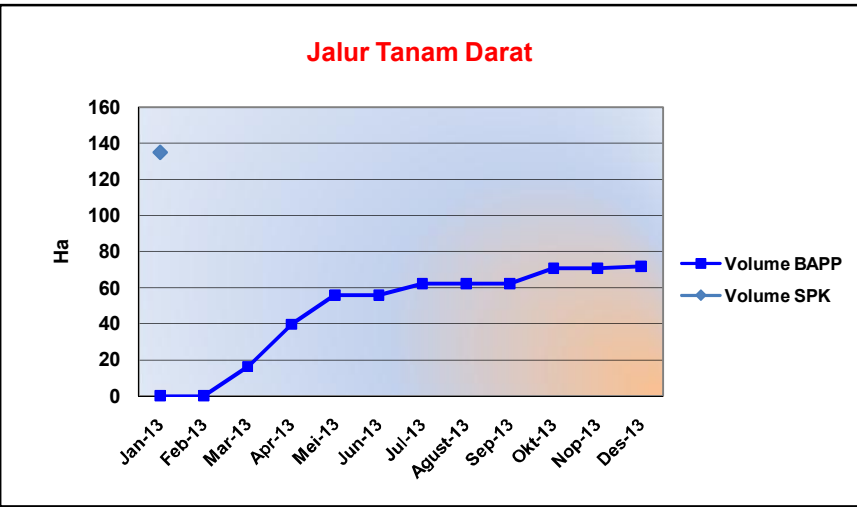




**PROGRESS REPORT - Kebun Seriang**

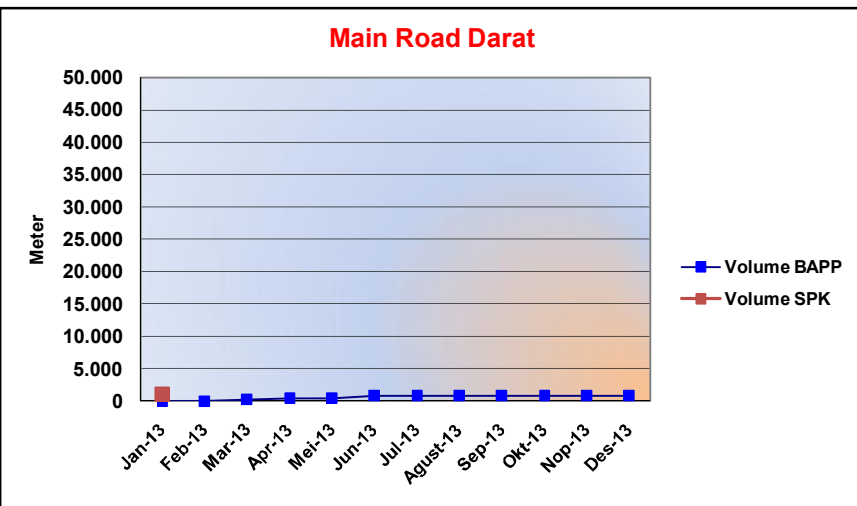
**Chart & Detail Per Month**

Jenis Pekerjaan	Unit	Vol SPK	Realisasi	%
Jalur Tanam Darat	Ha	135,00	72,07	53,39%



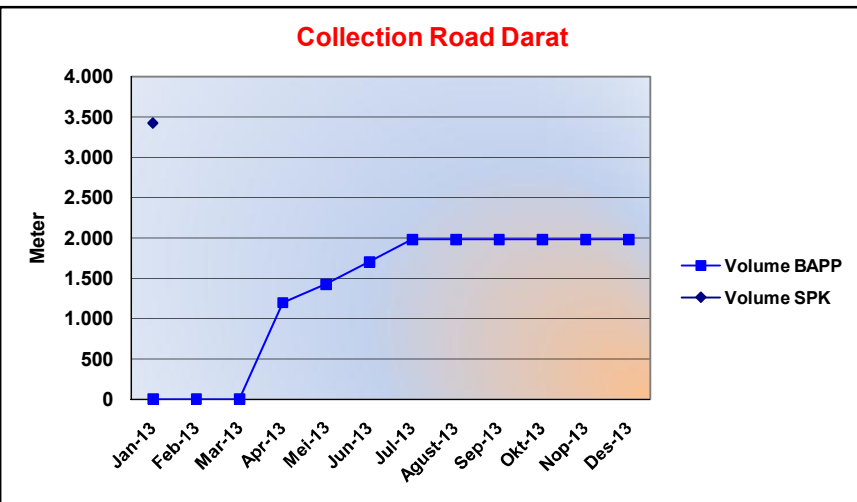
Bulan	Hasil per Bulan	Kumulatif
Jan-13	-	-
Feb-13	-	-
Mar-13	16,28	16,28
Apr-13	23,49	39,77
Mei-13	16,24	56,01
Jun-13	-	56,01
Jul-13	6,47	62,48
Agust-13	-	62,48
Sep-13	-	62,48
Okt-13	8,48	70,96
Nop-13	-	70,96
Des-13	1,11	72,07
	<b>72,07</b>	

Jenis Pekerjaan	Unit	Vol SPK	Realisasi	%
Main Road Darat	Meter	1.040,00	865,18	83,19%



Bulan	Hasil per Bulan	Kumulatif
Jan-13	-	-
Feb-13	-	-
Mar-13	272,52	272,52
Apr-13	179,83	452,35
Mei-13	-	452,35
Jun-13	412,83	865,18
Jul-13	-	865,18
Agust-13	-	865,18
Sep-13	-	865,18
Okt-13	-	865,18
Nop-13	-	865,18
Des-13	-	865,18
	<b>865,18</b>	

Jenis Pekerjaan	Unit	Vol SPK	Realisasi	%
Collection Road Darat	Meter	3.427,00	1.985,76	57,94%

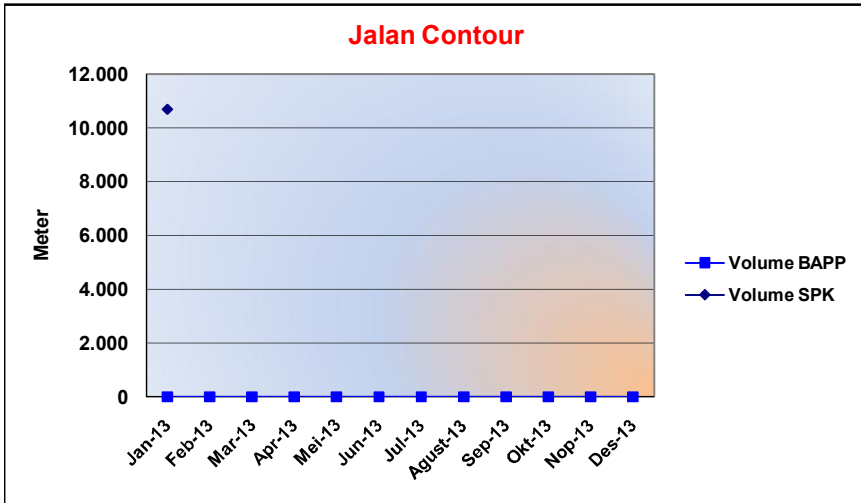


Bulan	Hasil per Bulan	Kumulatif
Jan-13	-	-
Feb-13	-	-
Mar-13	-	-
Apr-13	1.199,65	1.199,65
Mei-13	227,66	1.427,31
Jun-13	277,28	1.704,59
Jul-13	281,17	1.985,76
Agust-13	-	1.985,76
Sep-13	-	1.985,76
Okt-13	-	1.985,76
Nop-13	-	1.985,76
Des-13	-	1.985,76
	<b>1.985,76</b>	



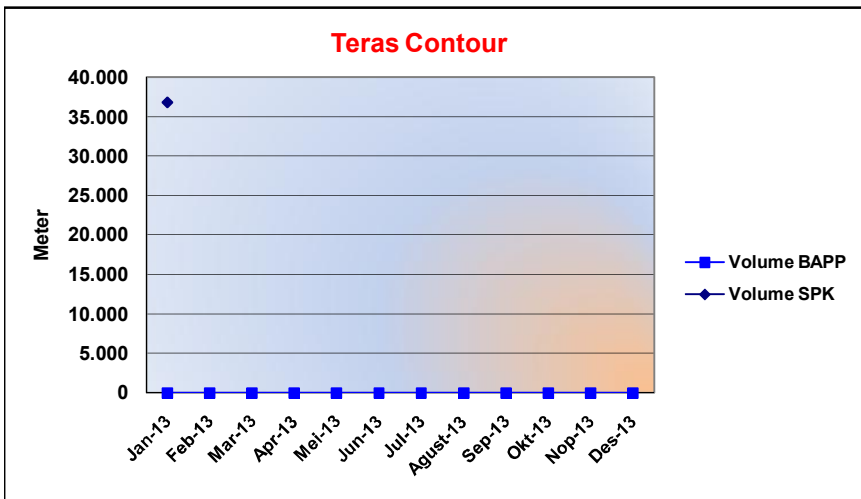
**PROGRESS REPORT - Kebun Seriang**

Jenis Pekerjaan	Unit	Vol SPK	Realisasi	%
Jalan Contour	Meter	10.695,00	-	0,00%



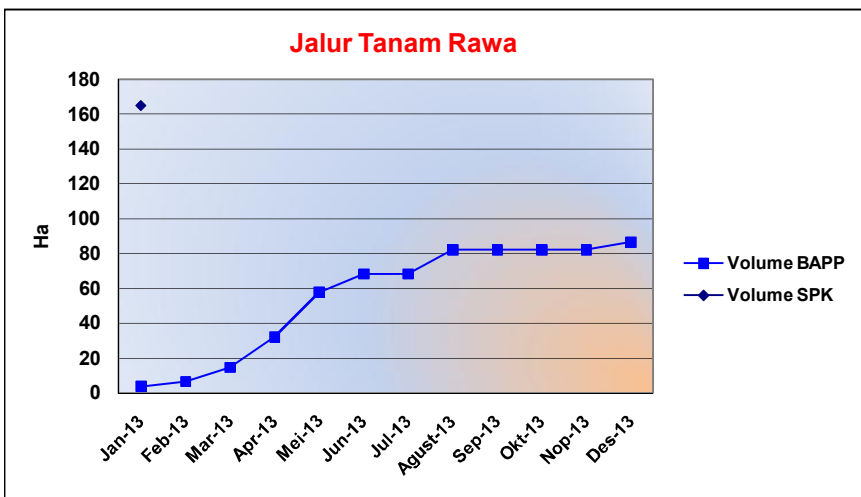
Bulan	Hasil per Bulan	Kumulatif
Jan-13	-	-
Feb-13	-	-
Mar-13	-	-
Apr-13	-	-
Mei-13	-	-
Jun-13	-	-
Jul-13	-	-
Agust-13	-	-
Sep-13	-	-
Okt-13	-	-
Nop-13	-	-
Des-13	-	-
	-	-

Jenis Pekerjaan	Unit	Vol SPK	Realisasi	%
Teras Contour	Meter	36.795,00	-	0,00%



Bulan	Hasil per Bulan	Kumulatif
Jan-13	-	-
Feb-13	-	-
Mar-13	-	-
Apr-13	-	-
Mei-13	-	-
Jun-13	-	-
Jul-13	-	-
Agust-13	-	-
Sep-13	-	-
Okt-13	-	-
Nop-13	-	-
Des-13	-	-
	-	-

Jenis Pekerjaan	Unit	Vol SPK	Realisasi	%
Jalur Tanam Rawa	Ha	165,00	82,08	52,45%

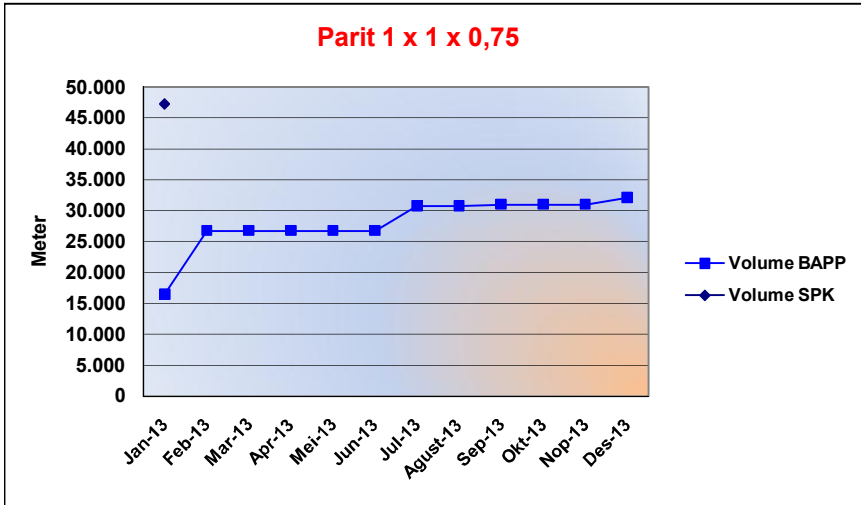


Bulan	Hasil per Bulan	Kumulatif
Jan-13	3,45	3,45
Feb-13	2,85	6,30
Mar-13	8,03	14,33
Apr-13	17,65	31,98
Mei-13	25,69	57,67
Jun-13	10,50	68,17
Jul-13	-	68,17
Agust-13	13,91	82,08
Sep-13	-	82,08
Okt-13	-	82,08
Nop-13	-	82,08
Des-13	4,46	86,54
	82,08	



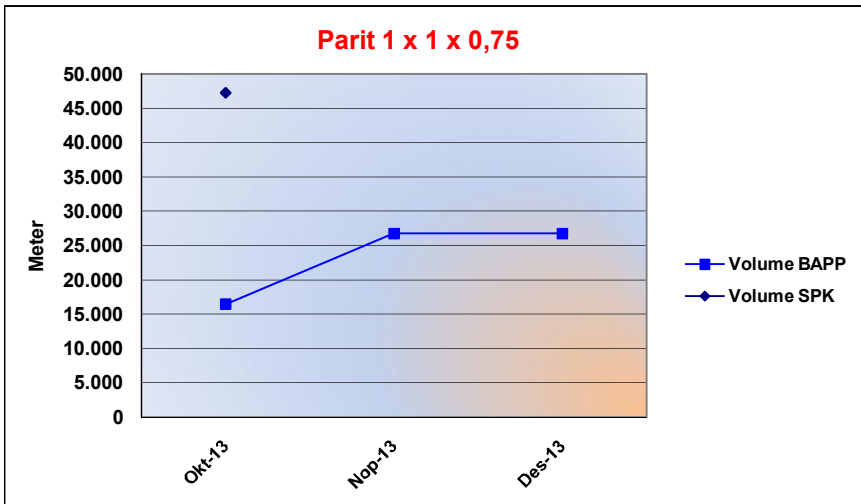
**PROGRESS REPORT - Kebun Seriang**

Jenis Pekerjaan	Unit	Vol SPK	Realisasi	%
Parit 1 x 1 x 0,75	Meter	47.280,00	32.131,28	67,96%



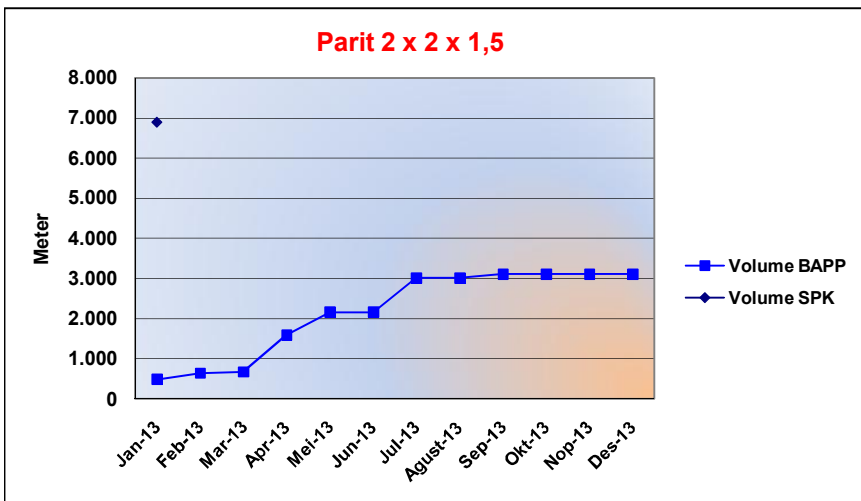
Bulan	Hasil per Bulan	Kumulatif
Jan-13	16.470,53	16.470,53
Feb-13	10.311,11	26.781,64
Mar-13	-	26.781,64
Apr-13	-	26.781,64
Mei-13	-	26.781,64
Jun-13	-	26.781,64
Jul-13	4.018,71	30.800,35
Agust-13	-	30.800,35
Sep-13	217,38	31.017,73
Okt-13	-	31.017,73
Nop-13	-	31.017,73
Des-13	1.113,55	32.131,28
	<b>32.131,28</b>	

Jenis Pekerjaan	Unit	Vol SPK	Realisasi	%
Parit 1 x 1 x 0,75	Meter	29.596,00	26.149,63	88,36%



Bulan	Hasil per Bulan	Kumulatif
Okt-13	3.405,04	3.405,04
Nop-13	19.451,78	22.856,82
Des-13	3.292,81	26.149,63
	<b>26.149,63</b>	

Jenis Pekerjaan	Unit	Vol SPK	Realisasi	%
Parit 2 x 2 x 1,5	Meter	6.894	3.114,83	45,18%

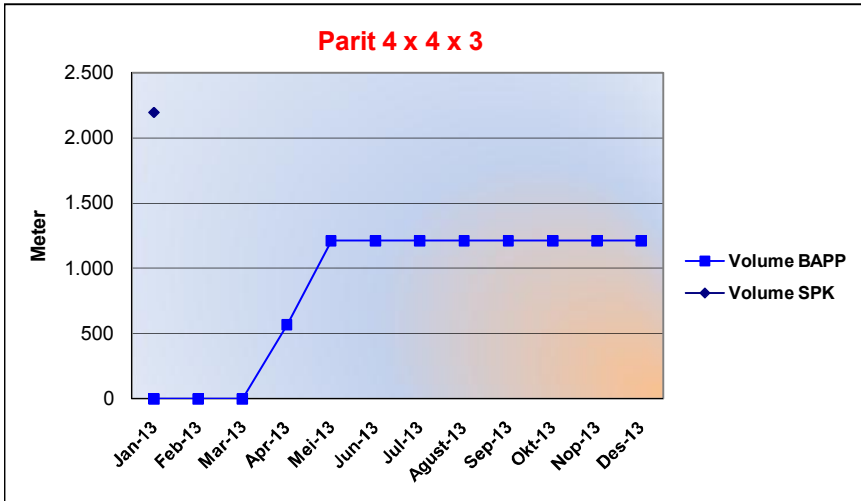


Bulan	Hasil per Bulan	Kumulatif
Jan-13	480,92	480,92
Feb-13	154,92	635,84
Mar-13	32,98	668,82
Apr-13	922,75	1.591,57
Mei-13	571,90	2.163,47
Jun-13	-	2.163,47
Jul-13	851,93	3.015,40
Agust-13	-	3.015,40
Sep-13	99,43	3.114,83
Okt-13	-	3.114,83
Nop-13	-	3.114,83
Des-13	-	3.114,83
	<b>3.114,83</b>	



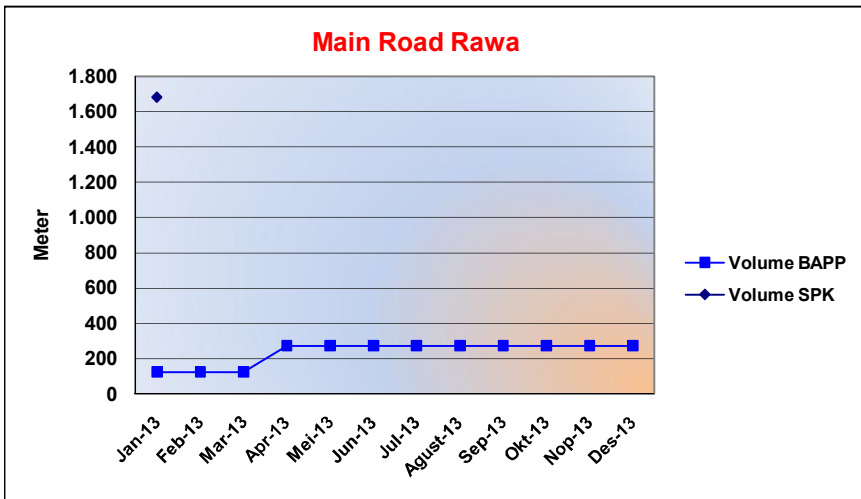
**PROGRESS REPORT - Kebun Seriang**

Jenis Pekerjaan	Unit	Vol SPK	Realisasi	%
Parit 4 x 4 x 3	Meter	2.193,00	1.212,54	55,29%



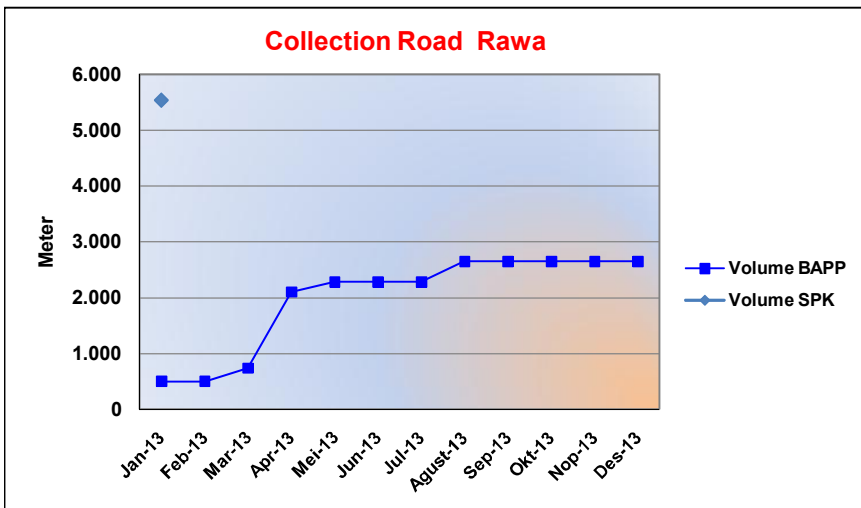
Bulan	Hasil per Bulan	Kumulatif
Jan-13	-	-
Feb-13	-	-
Mar-13	-	-
Apr-13	568,82	568,82
Mei-13	643,72	1.212,54
Jun-13	-	1.212,54
Jul-13	-	1.212,54
Agust-13	-	1.212,54
Sep-13	-	1.212,54
Okt-13	-	1.212,54
Nop-13	-	1.212,54
Des-13	-	1.212,54
	<b>1.212,54</b>	

Jenis Pekerjaan	Unit	Vol SPK	Realisasi	%
Main Road Rawa	Meter	1.683,00	273,53	16,25%



Bulan	Hasil per Bulan	Kumulatif
Jan-13	123,40	123,40
Feb-13	-	123,40
Mar-13	-	123,40
Apr-13	150,13	273,53
Mei-13	-	273,53
Jun-13	-	273,53
Jul-13	-	273,53
Agust-13	-	273,53
Sep-13	-	273,53
Okt-13	-	273,53
Nop-13	-	273,53
Des-13	-	273,53
	<b>273,53</b>	

Jenis Pekerjaan	Unit	Vol SPK	Realisasi	%
Collection Road Rawa	Meter	5.544,00	2.654,08	47,87%

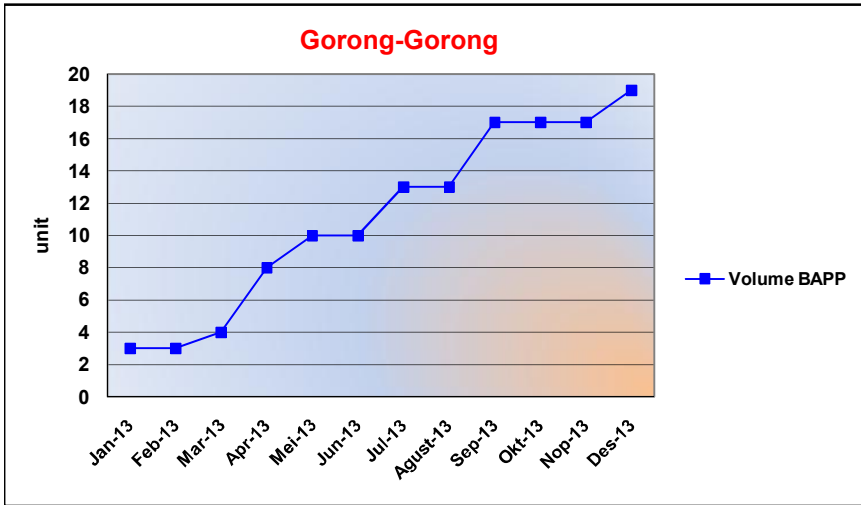


Bulan	Hasil per Bulan	Kumulatif
Jan-13	492,88	492,88
Feb-13	-	492,88
Mar-13	240,96	733,84
Apr-13	1.371,74	2.105,58
Mei-13	175,30	2.280,88
Jun-13	-	2.280,88
Jul-13	-	2.280,88
Agust-13	373,20	2.654,08
Sep-13	-	2.654,08
Okt-13	-	2.654,08
Nop-13	-	2.654,08
Des-13	-	2.654,08
	<b>2.654,08</b>	



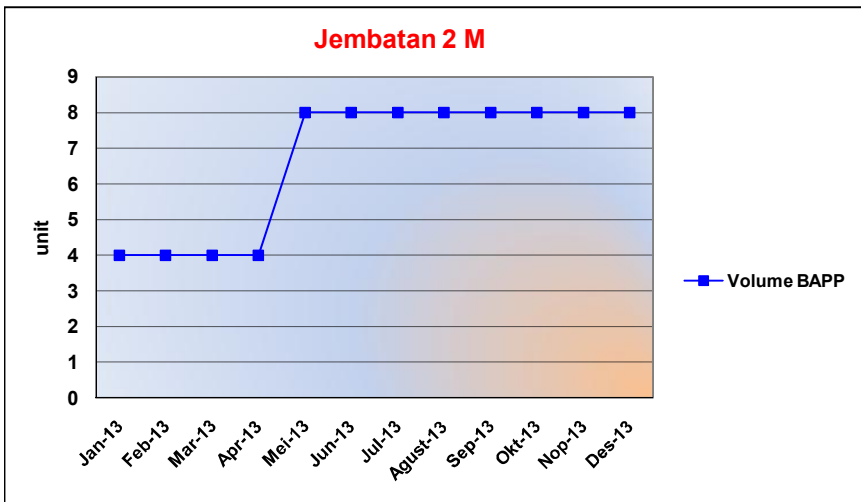
**PROGRESS REPORT - Kebun Seriang**

Jenis Pekerjaan	Unit	Vol SPK	Realisasi	%
Gorong-gorong	Unit	-	19,00	0,00%



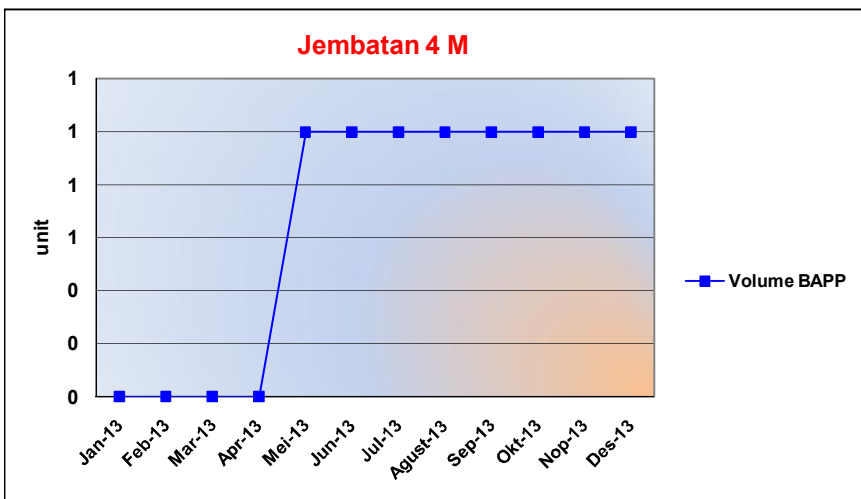
Bulan	Hasil per Bulan	Kumulatif
Jan-13	3,00	3,00
Feb-13	-	3,00
Mar-13	1,00	4,00
Apr-13	4,00	8,00
Mei-13	2,00	10,00
Jun-13	-	10,00
Jul-13	3,00	13,00
Agust-13	-	13,00
Sep-13	4,00	17,00
Okt-13	-	17,00
Nop-13	-	17,00
Des-13	2,00	19,00
	19,00	

Jenis Pekerjaan	Unit	Vol SPK	Realisasi	%
Jembatan 2 M	Unit	-	8,00	0,00%



Bulan	Hasil per Bulan	Kumulatif
Jan-13	4,00	4,00
Feb-13	-	4,00
Mar-13	-	4,00
Apr-13	-	4,00
Mei-13	4,00	8,00
Jun-13	-	8,00
Jul-13	-	8,00
Agust-13	-	8,00
Sep-13	-	8,00
Okt-13	-	8,00
Nop-13	-	8,00
Des-13	-	8,00
	8,00	

Jenis Pekerjaan	Unit	Vol SPK	Realisasi	%
Jembatan 4 M	Unit	-	1,00	0,00%

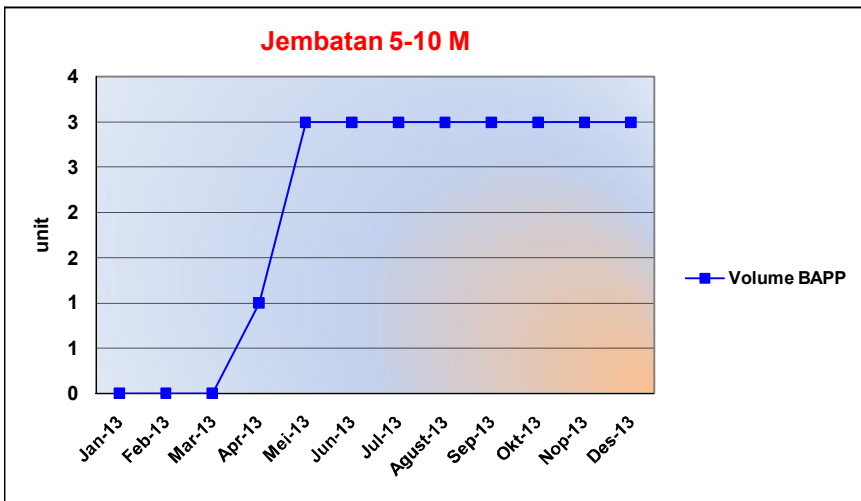


Bulan	Hasil per Bulan	Kumulatif
Jan-13	-	-
Feb-13	-	-
Mar-13	-	-
Apr-13	-	-
Mei-13	1,00	1,00
Jun-13	-	1,00
Jul-13	-	1,00
Agust-13	-	1,00
Sep-13	-	1,00
Okt-13	-	1,00
Nop-13	-	1,00
Des-13	-	1,00
	1,00	



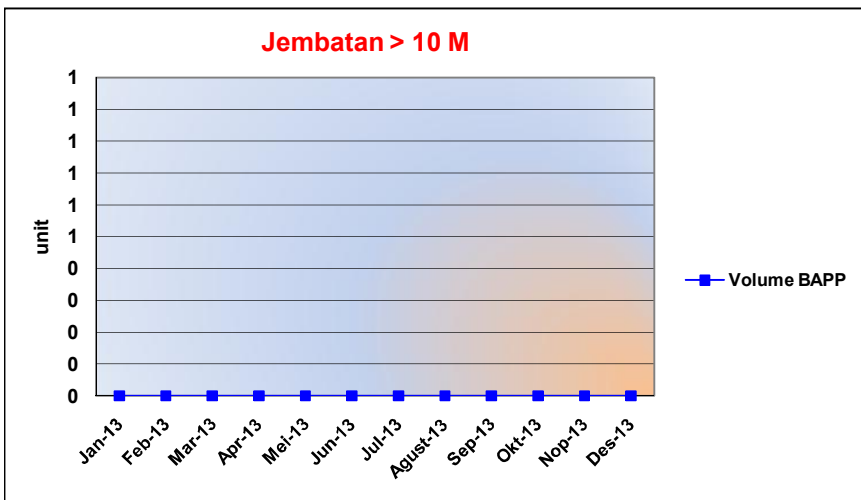
**PROGRESS REPORT - Kebun Seriang**

Jenis Pekerjaan	Unit	Vol SPK	Realisasi	%
Jembatan 5-10 M	Unit	-	3,00	0,00%



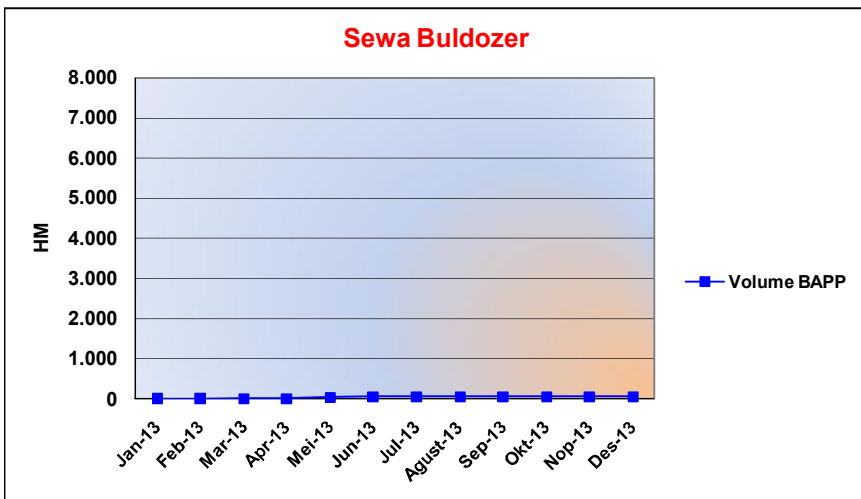
Bulan	Hasil per Bulan	Kumulatif
Jan-13	-	-
Feb-13	-	-
Mar-13	-	-
Apr-13	1,00	1,00
Mei-13	2,00	3,00
Jun-13	-	3,00
Jul-13	-	3,00
Agust-13	-	3,00
Sep-13	-	3,00
Okt-13	-	3,00
Nop-13	-	3,00
Des-13	-	3,00
	<b>3,00</b>	

Jenis Pekerjaan	Unit	Vol SPK	Realisasi	%
Jembatan > 10 M	Unit	-	-	0,00%



Bulan	Hasil per Bulan	Kumulatif
Jan-13	-	-
Feb-13	-	-
Mar-13	-	-
Apr-13	-	-
Mei-13	-	-
Jun-13	-	-
Jul-13	-	-
Agust-13	-	-
Sep-13	-	-
Okt-13	-	-
Nop-13	-	-
Des-13	-	-
	-	-

Jenis Pekerjaan	Unit	Vol SPK	Realisasi	%
Sewa Buldozer	HM	-	58,20	0,00%

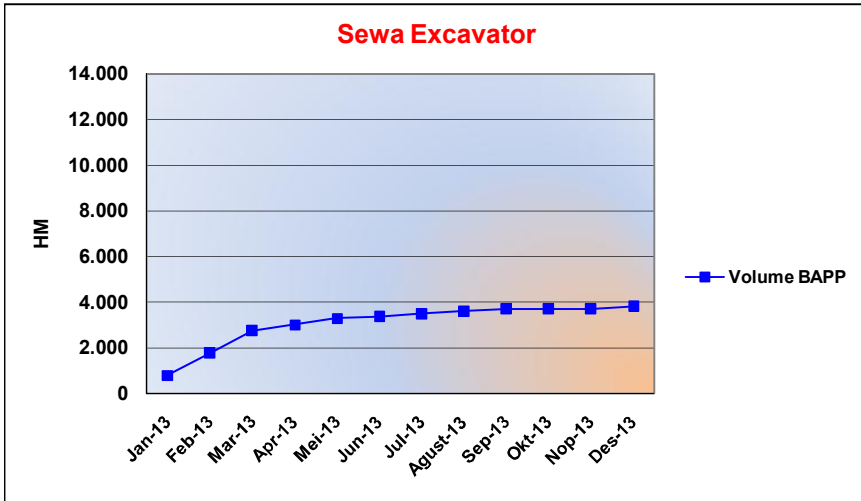


Bulan	Hasil per Bulan	Kumulatif
Jan-13	-	-
Feb-13	-	-
Mar-13	10,30	10,30
Apr-13	-	10,30
Mei-13	32,60	42,90
Jun-13	15,30	58,20
Jul-13	-	58,20
Agust-13	-	58,20
Sep-13	-	58,20
Okt-13	-	58,20
Nop-13	-	58,20
Des-13	-	58,20
	<b>58,20</b>	



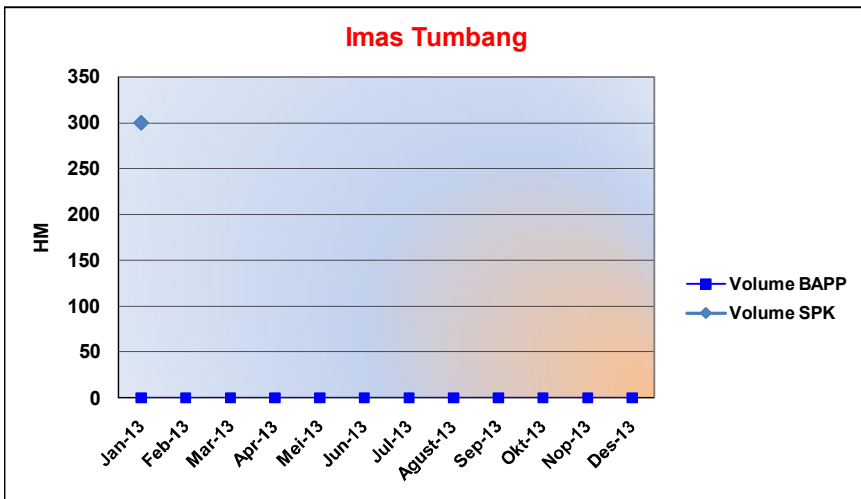
**PROGRESS REPORT - Kebun Seriang**

Jenis Pekerjaan	Unit	Vol SPK	Realisasi	%
Sewa Excavator	HM	-	3.817,00	0,00%



Bulan	Hasil per Bulan	Kumulatif
Jan-13	805,20	805,20
Feb-13	961,80	1.767,00
Mar-13	987,70	2.754,70
Apr-13	265,30	3.020,00
Mei-13	278,00	3.298,00
Jun-13	69,00	3.367,00
Jul-13	122,00	3.489,00
Agust-13	112,00	3.601,00
Sep-13	109,00	3.710,00
Okt-13	-	3.710,00
Nop-13	-	3.710,00
Des-13	107,00	3.817,00
	<b>3.817,00</b>	

Jenis Pekerjaan	Unit	Vol SPK	Realisasi	%
Imas Tumbang	Ha	300,00	-	0,00%



Bulan	Hasil per Bulan	Kumulatif
Jan-13	-	-
Feb-13	-	-
Mar-13	-	-
Apr-13	-	-
Mei-13	-	-
Jun-13	-	-
Jul-13	-	-
Agust-13	-	-
Sep-13	-	-
Okt-13	-	-
Nop-13	-	-
Des-13	-	-
	-	-