



**PROGRESS REPORT - Kebun Seriang Plasma**

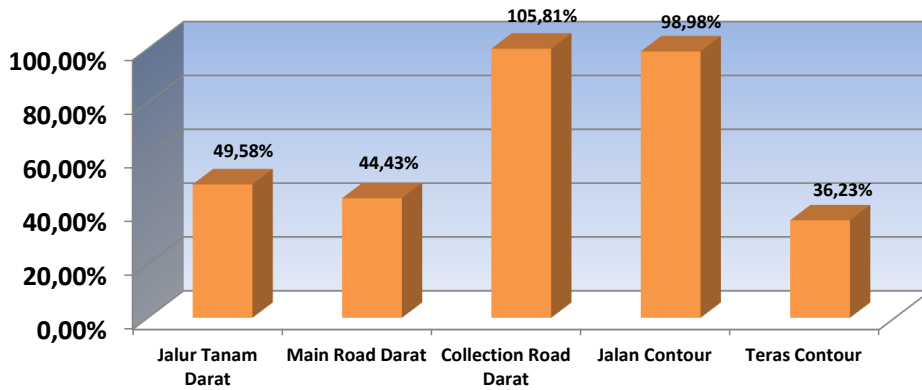
KONTRAK NO :

1. 182/SRIA/LOA/12/2013

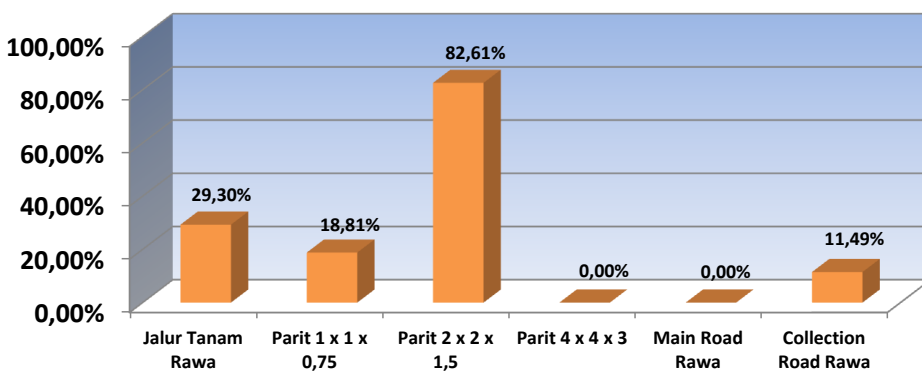
2. 182/SRIA/JKTO/12/2013-IMAS TUMBANG, PEMBUKAAN LAHAN, SWAB LP

Jenis Pekerjaan	Unit	Vol SPK 1 Jan '14 s.d. 31 Des '14	Realisasi			%
			AKUMULASI S.D BULAN LALU	BAPP Des 2014	S.D BAPP Des 2014	
<b>Bulldozer</b>						
Jalur Tanam Darat	Ha	236,00	96,57	20,44	117,01	49,58%
Main Road Darat	Meter	408,00	-	181,27	181,27	44,43%
Collection Road Darat	Meter	1.344,00	1.344,00	78,13	1.422,13	105,81%
Jalan Contour	Meter	22.540,00	19.832,07	2.477,93	22.310,00	98,98%
Teras Contour	Meter	190.665,00	62.604,52	6.480,28	69.084,80	36,23%
Sewa Bulldozer	HM		260,70	7,00	267,70	
<b>Excavator</b>						
Jalur Tanam Rawa	Ha	164,00	44,92	3,13	48,05	29,30%
Parit 1 x 1 x 0,75	Meter	57.700,00	9.859,99	995,28	10.855,27	18,81%
Parit 2 x 2 x 1,5	Meter	7.870,00	6.266,29	235,31	6.501,60	82,61%
Parit 4 x 4 x 3	Meter	1.873,00	-	-	-	0,00%
Main Road Rawa	Meter	1.673,00	-	-	-	0,00%
Collection Road Rawa	Meter	5.510,00	513,49	119,35	632,84	11,49%
Gorong-gorong	Unit		7,00	7,00	14,00	
Jembatan 2 M	Unit		-	-	-	
Jembatan 4 M	Unit		-	-	-	
Jembatan 5-10 M	Unit		-	-	-	
Jembatan > 10 M	Unit		-	-	-	
Sewa Excavator	HM		339,70	47,70	387,40	
Imas Tumbang	Ha	400,00	-	-	-	0,00%

**Pekerjaan Bulldozer**



**Pekerjaan Excavator**

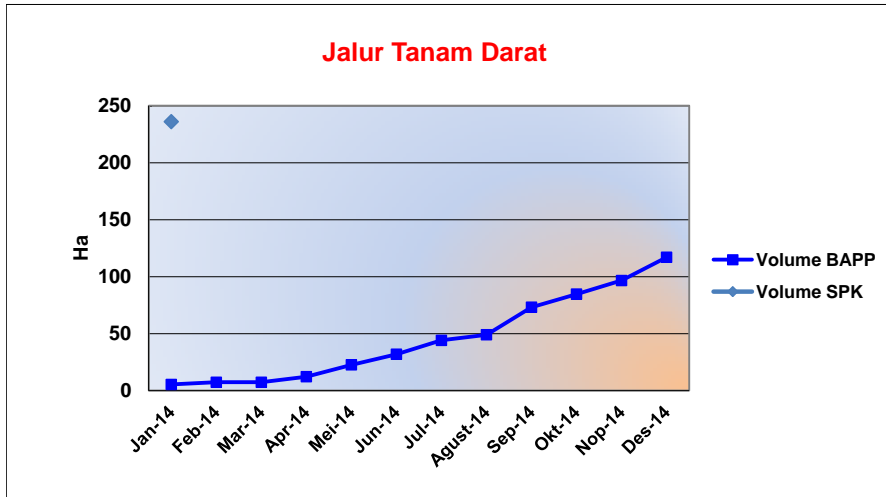




## PROGRESS REPORT - Kebun Seriang Plasma

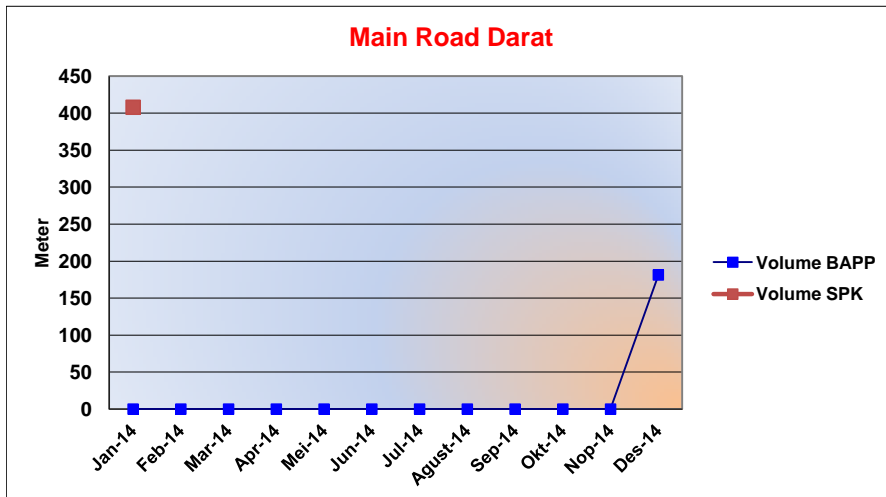
### Chart & Detail Per Month

Jenis Pekerjaan	Unit	Vol SPK	Realisasi	%
Jalur Tanam Darat	Ha	236,00	117,01	49,58%



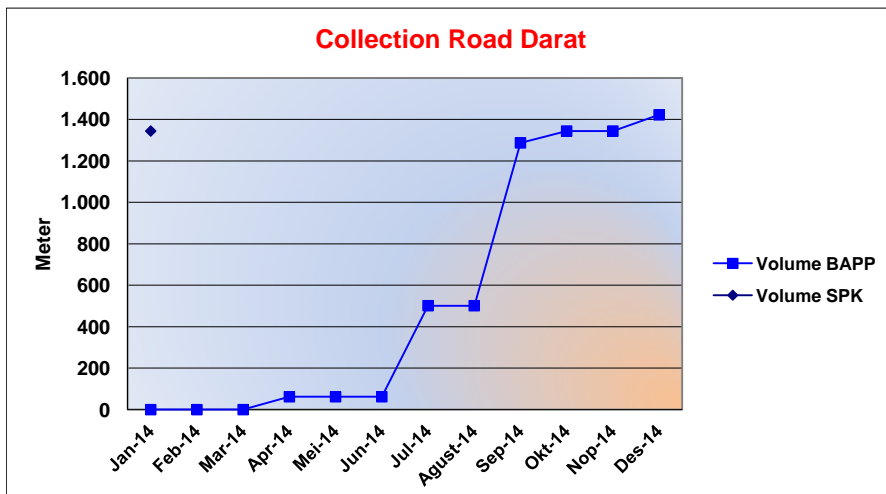
Bulan	Hasil per Bulan	Kumulatif
Jan-14	5,37	5,37
Feb-14	1,93	7,30
Mar-14	-	7,30
Apr-14	4,91	12,21
Mei-14	10,40	22,61
Jun-14	9,31	31,92
Jul-14	12,13	44,05
Agust-14	4,97	49,02
Sep-14	24,14	73,16
Okt-14	11,52	84,68
Nop-14	11,89	96,57
Des-14	20,44	117,01
	<b>117,01</b>	

Jenis Pekerjaan	Unit	Vol SPK	Realisasi	%
Main Road Darat	Meter	408,00	181,27	44,43%



Bulan	Hasil per Bulan	Kumulatif
Jan-14	-	-
Feb-14	-	-
Mar-14	-	-
Apr-14	-	-
Mei-14	-	-
Jun-14	-	-
Jul-14	-	-
Agust-14	-	-
Sep-14	-	-
Okt-14	-	-
Nop-14	-	-
Des-14	181,27	181,27
	<b>181,27</b>	

Jenis Pekerjaan	Unit	Vol SPK	Realisasi	%
Collection Road Darat	Meter	1.344,00	1.422,13	105,81%

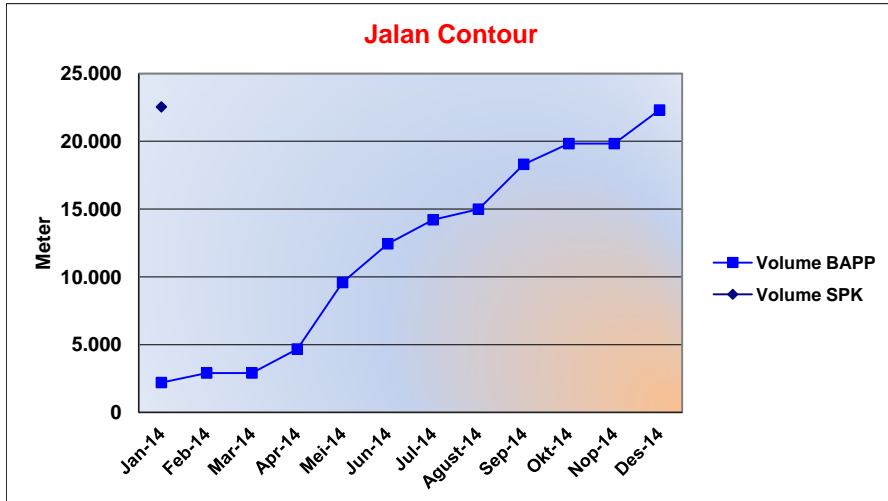


Bulan	Hasil per Bulan	Kumulatif
Jan-14	-	-
Feb-14	-	-
Mar-14	-	-
Apr-14	62,17	62,17
Mei-14	-	62,17
Jun-14	-	62,17
Jul-14	439,30	501,47
Agust-14	-	501,47
Sep-14	785,29	1.286,76
Okt-14	57,24	1.344,00
Nop-14	-	1.344,00
Des-14	78,13	1.422,13
	<b>1.422,13</b>	



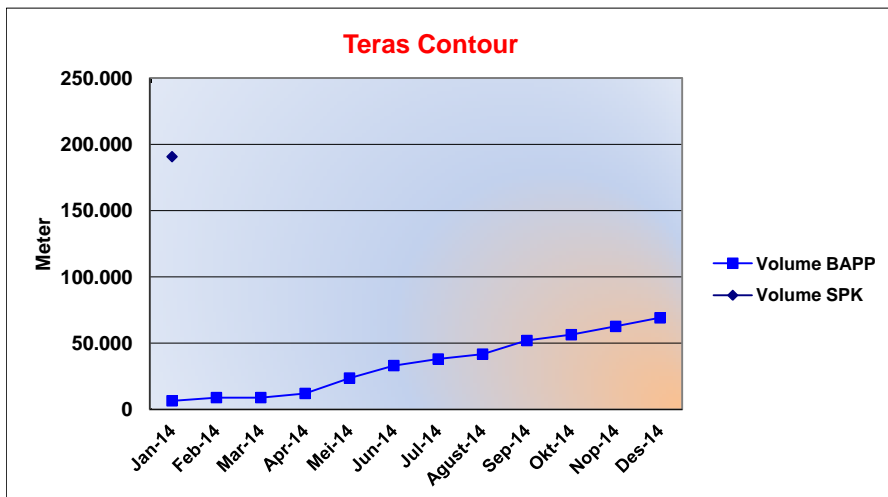
## PROGRESS REPORT - Kebun Seriang Plasma

Jenis Pekerjaan	Unit	Vol SPK	Realisasi	%
Jalan Contour	Meter	22.540,00	22.310,00	98,98%



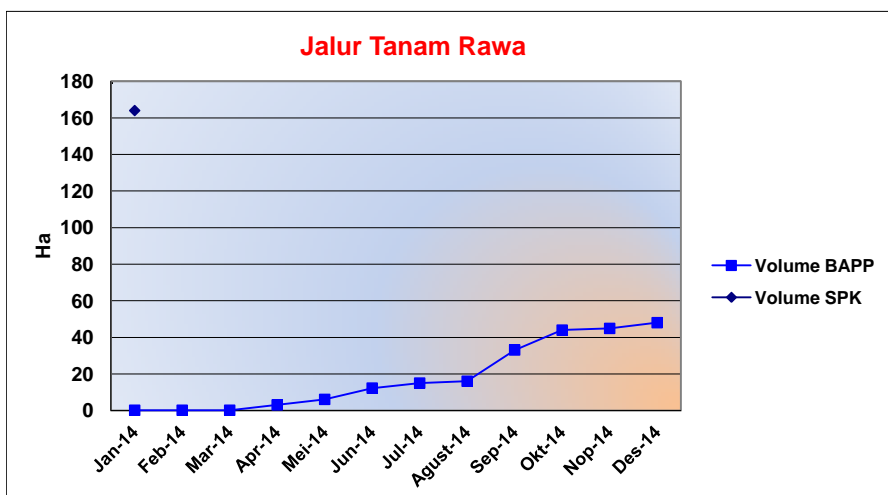
Bulan	Hasil per Bulan	Kumulatif
Jan-14	2.200,79	2.200,79
Feb-14	705,44	2.906,23
Mar-14	-	2.906,23
Apr-14	1.766,17	4.672,40
Mei-14	4.906,99	9.579,39
Jun-14	2.863,00	12.442,39
Jul-14	1.769,85	14.212,24
Agust-14	781,84	14.994,08
Sep-14	3.310,22	18.304,30
Okt-14	1.527,77	19.832,07
Nop-14	-	19.832,07
Des-14	2.477,93	22.310,00
<b>Total</b>	<b>22.310,00</b>	

Jenis Pekerjaan	Unit	Vol SPK	Realisasi	%
Teras Contour	Meter	190.665,00	69.084,80	36,23%



Bulan	Hasil per Bulan	Kumulatif
Jan-14	6.482,67	6.482,67
Feb-14	2.422,50	8.905,17
Mar-14	-	8.905,17
Apr-14	3.100,42	12.005,59
Mei-14	11.593,32	23.598,91
Jun-14	9.443,17	33.042,08
Jul-14	4.934,01	37.976,09
Agust-14	3.673,33	41.649,42
Sep-14	10.288,93	51.938,35
Okt-14	4.406,80	56.345,15
Nop-14	6.259,37	62.604,52
Des-14	6.480,28	69.084,80
<b>Total</b>	<b>69.084,80</b>	

Jenis Pekerjaan	Unit	Vol SPK	Realisasi	%
Jalur Tanam Rawa	Ha	164,00	48,05	29,30%

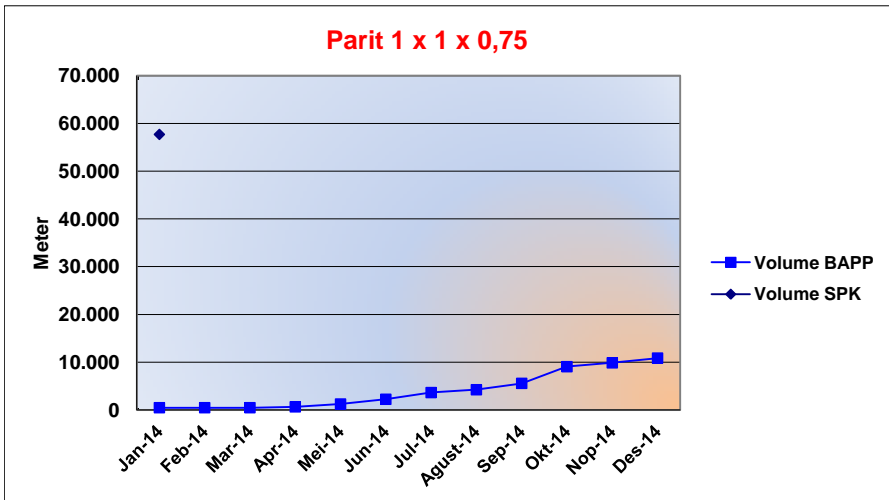


Bulan	Hasil per Bulan	Kumulatif
Jan-14	0,19	0,19
Feb-14	-	0,19
Mar-14	-	0,19
Apr-14	2,91	3,10
Mei-14	3,02	6,12
Jun-14	6,17	12,29
Jul-14	2,74	15,03
Agust-14	1,01	16,04
Sep-14	17,09	33,13
Okt-14	10,85	43,98
Nop-14	0,94	44,92
Des-14	3,13	48,05
<b>Total</b>	<b>48,05</b>	



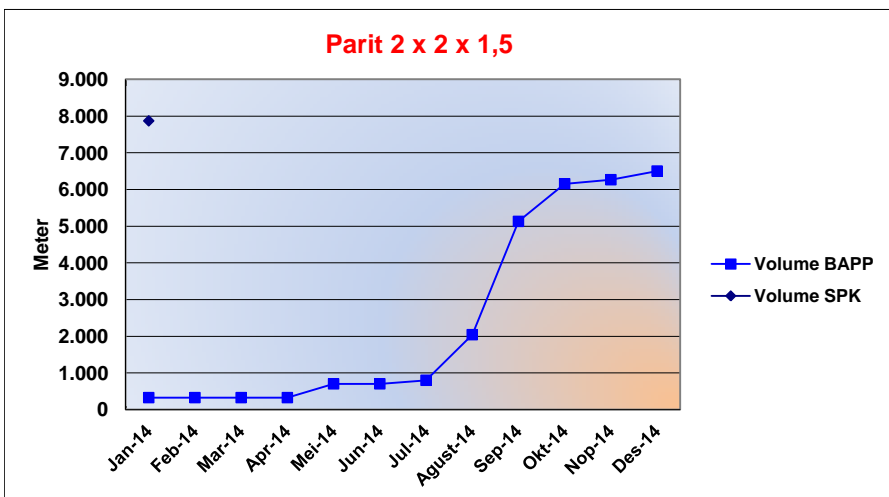
## PROGRESS REPORT - Kebun Seriang Plasma

Jenis Pekerjaan	Unit	Vol SPK	Realisasi	%
Parit 1 x 1 x 0,75	Meter	57.700,00	10.855,27	18,81%



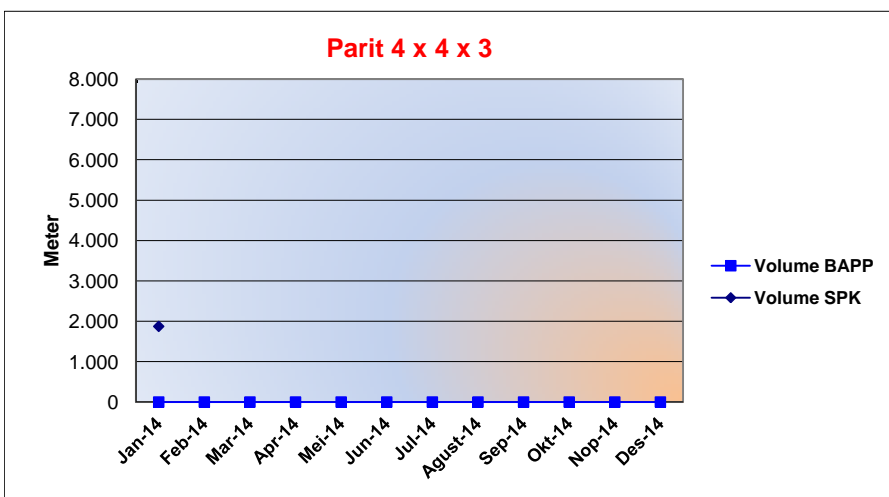
Bulan	Hasil per Bulan	Kumulatif
Jan-14	463,49	463,49
Feb-14	-	463,49
Mar-14	-	463,49
Apr-14	180,29	643,78
Mei-14	591,26	1.235,04
Jun-14	994,42	2.229,46
Jul-14	1.403,32	3.632,78
Agust-14	596,47	4.229,25
Sep-14	1.334,92	5.564,17
Okt-14	3.488,10	9.052,27
Nop-14	807,72	9.859,99
Des-14	995,28	10.855,27
	<b>10.855,27</b>	

Jenis Pekerjaan	Unit	Vol SPK	Realisasi	%
Parit 2 x 2 x 1,5	Meter	7.870	6.501,60	82,61%



Bulan	Hasil per Bulan	Kumulatif
Jan-14	328,44	328,44
Feb-14	-	328,44
Mar-14	-	328,44
Apr-14	-	328,44
Mei-14	376,04	704,48
Jun-14	-	704,48
Jul-14	95,91	800,39
Agust-14	1.242,92	2.043,31
Sep-14	3.087,53	5.130,84
Okt-14	1.025,05	6.155,89
Nop-14	110,40	6.266,29
Des-14	235,31	6.501,60
	<b>6.501,60</b>	

Jenis Pekerjaan	Unit	Vol SPK	Realisasi	%
Parit 4 x 4 x 3	Meter	1.873,00	-	0,00%

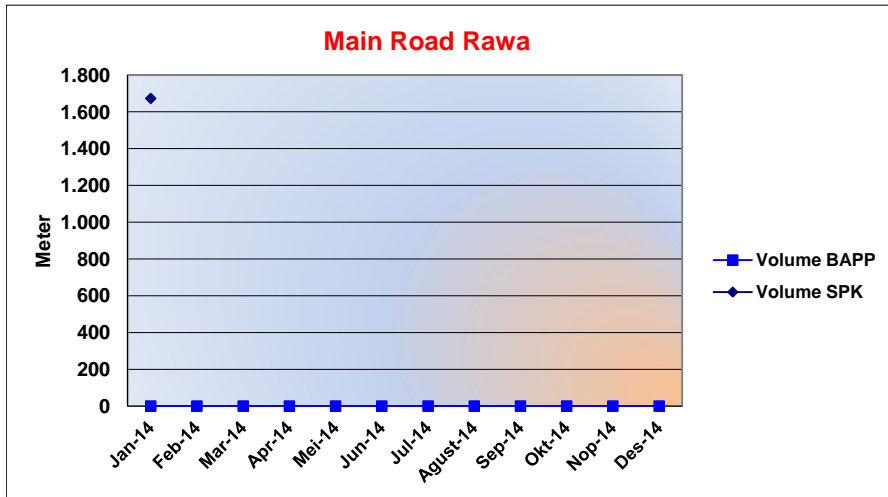


Bulan	Hasil per Bulan	Kumulatif
Jan-14	-	-
Feb-14	-	-
Mar-14	-	-
Apr-14	-	-
Mei-14	-	-
Jun-14	-	-
Jul-14	-	-
Agust-14	-	-
Sep-14	-	-
Okt-14	-	-
Nop-14	-	-
Des-14	-	-
	-	-



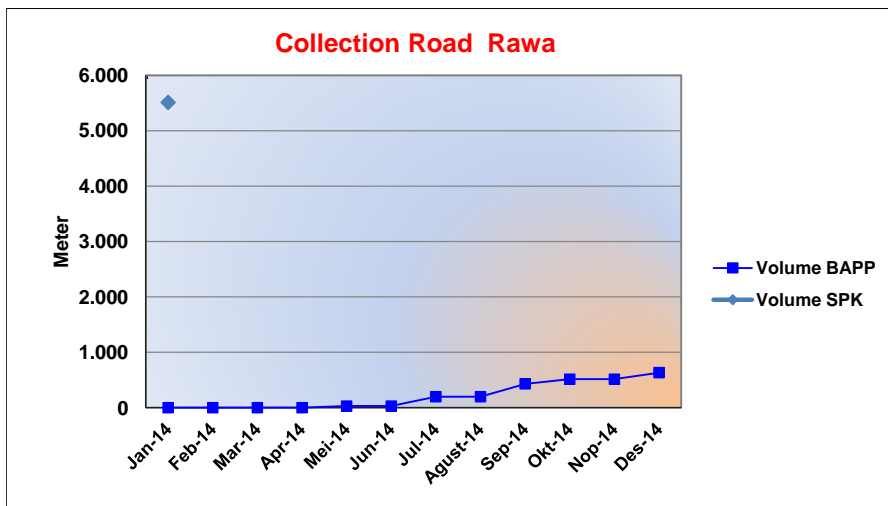
## PROGRESS REPORT - Kebun Seriang Plasma

Jenis Pekerjaan	Unit	Vol SPK	Realisasi	%
Main Road Rawa	Meter	1.673,00	-	0,00%



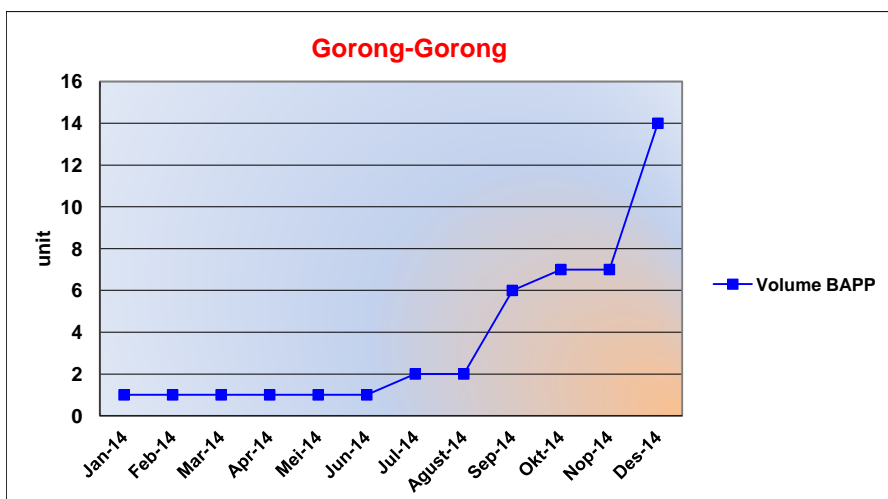
Bulan	Hasil per Bulan	Kumulatif
Jan-14	-	-
Feb-14	-	-
Mar-14	-	-
Apr-14	-	-
Mei-14	-	-
Jun-14	-	-
Jul-14	-	-
Agust-14	-	-
Sep-14	-	-
Okt-14	-	-
Nop-14	-	-
Des-14	-	-
	-	-

Jenis Pekerjaan	Unit	Vol SPK	Realisasi	%
Collection Road Rawa	Meter	5.510,00	632,84	11,49%



Bulan	Hasil per Bulan	Kumulatif
Jan-14	-	-
Feb-14	-	-
Mar-14	-	-
Apr-14	-	-
Mei-14	28,43	28,43
Jun-14	-	28,43
Jul-14	170,02	198,45
Agust-14	-	198,45
Sep-14	232,17	430,62
Okt-14	82,87	513,49
Nop-14	-	513,49
Des-14	119,35	632,84
	632,84	

Jenis Pekerjaan	Unit	Vol SPK	Realisasi	%
Gorong-gorong	Unit	-	14,00	0,00%

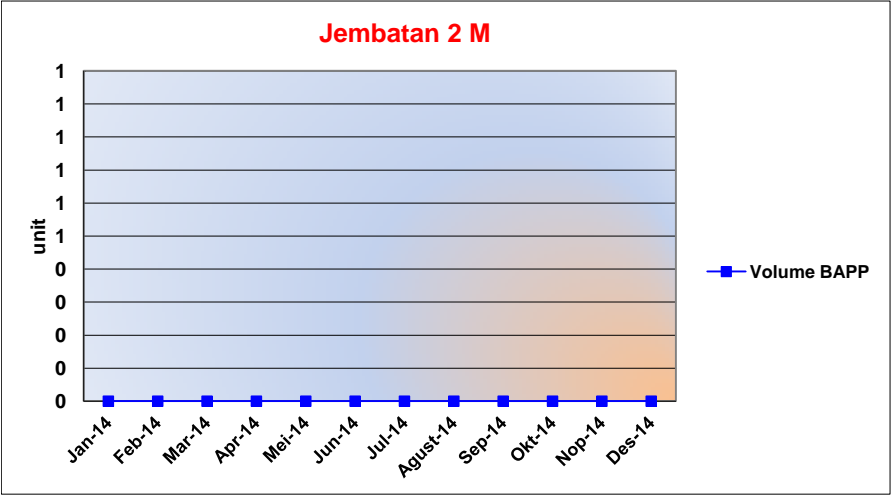


Bulan	Hasil per Bulan	Kumulatif
Jan-14	1,00	1,00
Feb-14	-	1,00
Mar-14	-	1,00
Apr-14	-	1,00
Mei-14	-	1,00
Jun-14	-	1,00
Jul-14	1,00	2,00
Agust-14	-	2,00
Sep-14	4,00	6,00
Okt-14	1,00	7,00
Nop-14	-	7,00
Des-14	7,00	14,00
	14,00	



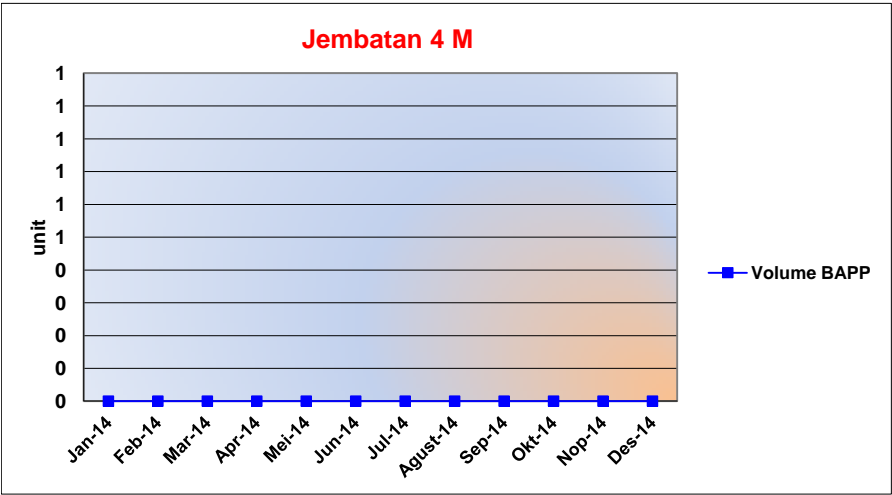
**PROGRESS REPORT - Kebun Seriang Plasma**

Jenis Pekerjaan	Unit	Vol SPK	Realisasi	%
Jembatan 2 M	Unit	-	-	0,00%



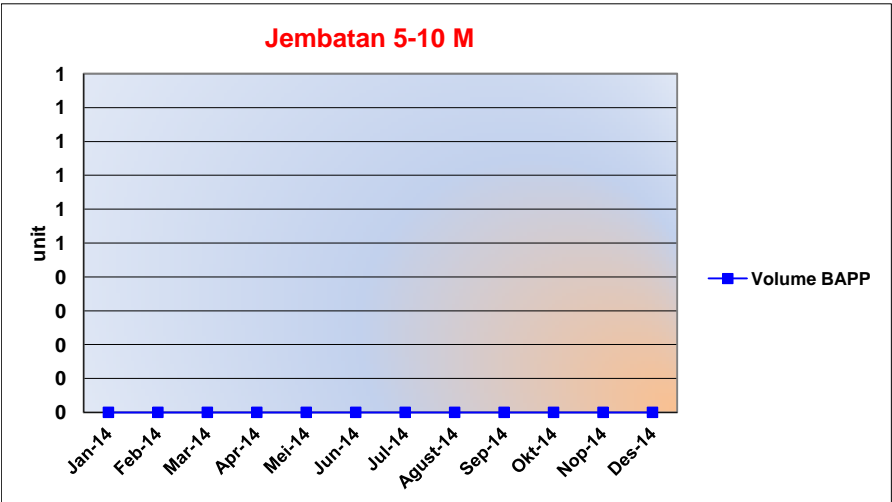
Bulan	Hasil per Bulan	Kumulatif
Jan-14	-	-
Feb-14	-	-
Mar-14	-	-
Apr-14	-	-
Mei-14	-	-
Jun-14	-	-
Jul-14	-	-
Agust-14	-	-
Sep-14	-	-
Okt-14	-	-
Nop-14	-	-
Des-14	-	-
	-	-

Jenis Pekerjaan	Unit	Vol SPK	Realisasi	%
Jembatan 4 M	Unit	-	-	0,00%



Bulan	Hasil per Bulan	Kumulatif
Jan-14	-	-
Feb-14	-	-
Mar-14	-	-
Apr-14	-	-
Mei-14	-	-
Jun-14	-	-
Jul-14	-	-
Agust-14	-	-
Sep-14	-	-
Okt-14	-	-
Nop-14	-	-
Des-14	-	-
	-	-

Jenis Pekerjaan	Unit	Vol SPK	Realisasi	%
Jembatan 5-10 M	Unit	-	-	0,00%

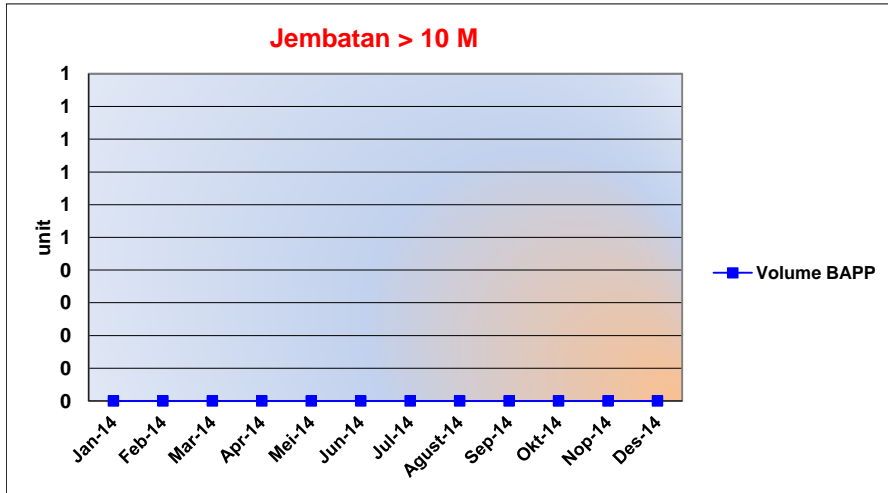


Bulan	Hasil per Bulan	Kumulatif
Jan-14	-	-
Feb-14	-	-
Mar-14	-	-
Apr-14	-	-
Mei-14	-	-
Jun-14	-	-
Jul-14	-	-
Agust-14	-	-
Sep-14	-	-
Okt-14	-	-
Nop-14	-	-
Des-14	-	-
	-	-



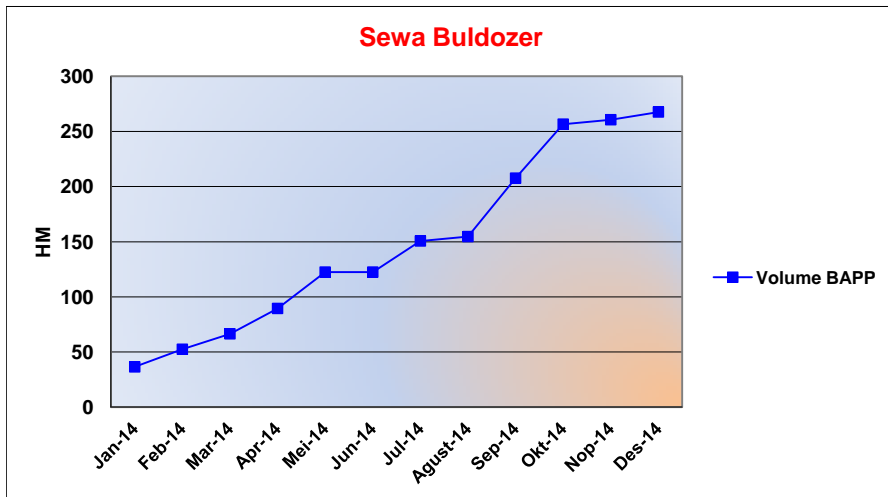
**PROGRESS REPORT - Kebun Seriang Plasma**

Jenis Pekerjaan	Unit	Vol SPK	Realisasi	%
Jembatan > 10 M	Unit	-	-	0,00%



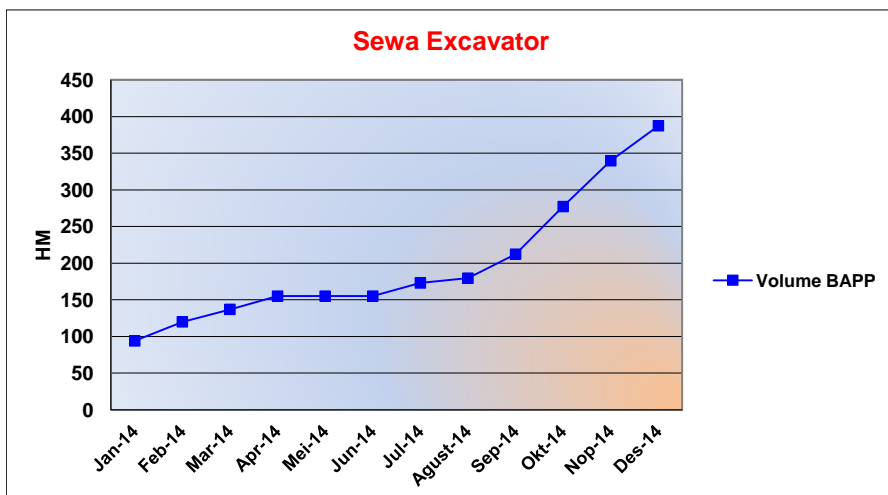
Bulan	Hasil per Bulan	Kumulatif
Jan-14	-	-
Feb-14	-	-
Mar-14	-	-
Apr-14	-	-
Mei-14	-	-
Jun-14	-	-
Jul-14	-	-
Agust-14	-	-
Sep-14	-	-
Okt-14	-	-
Nop-14	-	-
Des-14	-	-
	-	-

Jenis Pekerjaan	Unit	Vol SPK	Realisasi	%
Sewa Buldozer	HM	-	267,70	0,00%



Bulan	Hasil per Bulan	Kumulatif
Jan-14	36,50	36,50
Feb-14	16,00	52,50
Mar-14	14,00	66,50
Apr-14	23,00	89,50
Mei-14	33,00	122,50
Jun-14	-	122,50
Jul-14	28,20	150,70
Agust-14	4,00	154,70
Sep-14	53,00	207,70
Okt-14	49,00	256,70
Nop-14	4,00	260,70
Des-14	7,00	267,70
	267,70	

Jenis Pekerjaan	Unit	Vol SPK	Realisasi	%
Sewa Excavator	HM	-	387,40	0,00%

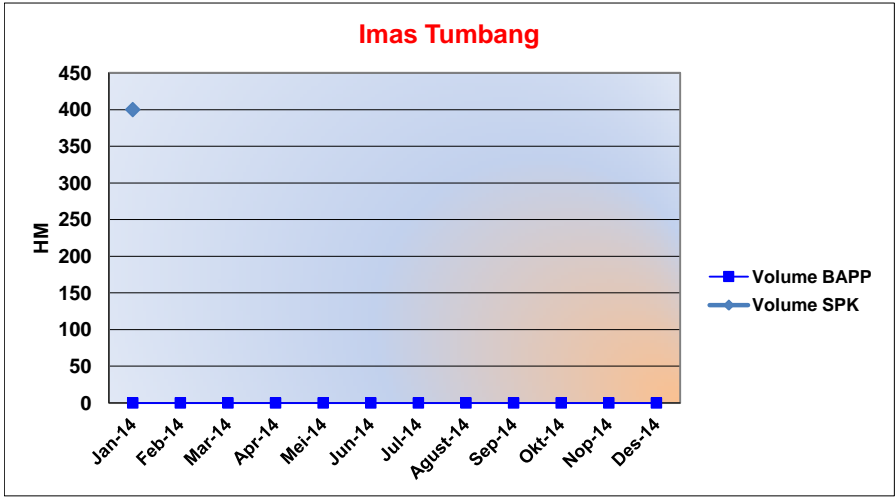


Bulan	Hasil per Bulan	Kumulatif
Jan-14	94,00	94,00
Feb-14	26,00	120,00
Mar-14	17,00	137,00
Apr-14	18,00	155,00
Mei-14	-	155,00
Jun-14	-	155,00
Jul-14	18,00	173,00
Agust-14	6,50	179,50
Sep-14	32,70	212,20
Okt-14	65,00	277,20
Nop-14	62,50	339,70
Des-14	47,70	387,40
	387,40	



**PROGRESS REPORT - Kebun Seriang Plasma**

Jenis Pekerjaan	Unit	Vol SPK	Realisasi	%
Imas Tumbang	Ha	400,00	-	0,00%



Bulan	Hasil per Bulan	Kumulatif
Jan-14	-	-
Feb-14	-	-
Mar-14	-	-
Apr-14	-	-
Mei-14	-	-
Jun-14	-	-
Jul-14	-	-
Agust-14	-	-
Sep-14	-	-
Okt-14	-	-
Nop-14	-	-
Des-14	-	-
	-	-