



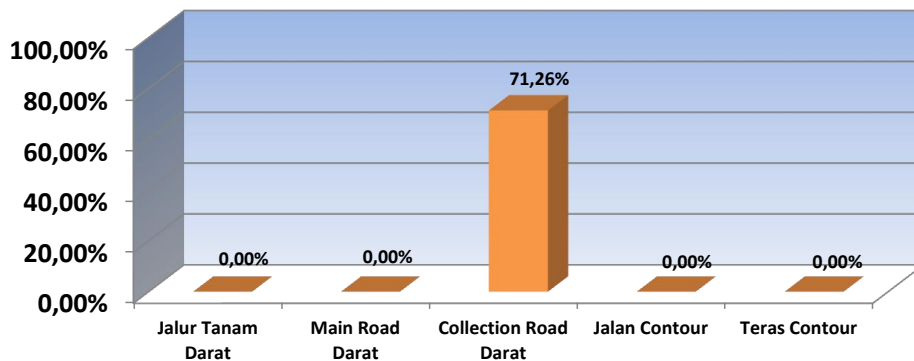
PROGRESS REPORT - Kebun Sungai Besar

KONTRAK NO :

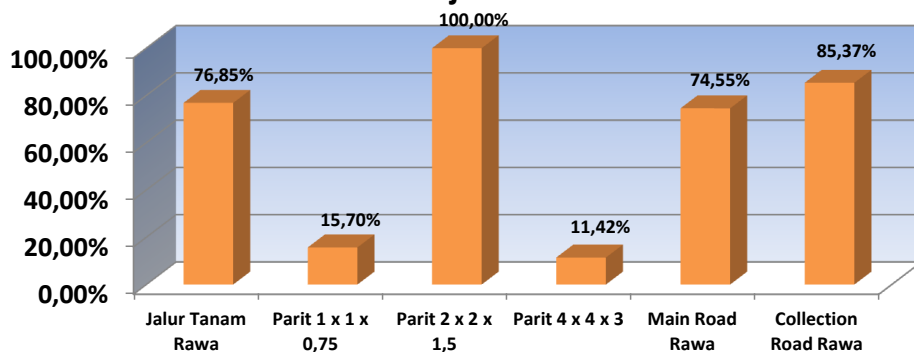
1. 180/SBSE/LOA/12/2013
2. 180/SBSE/JKTO/12/2013-PEMBUKAAN LAHAN, SWAB LP
3. 030/SBSE/JKTO/01/2014-PUNCHER & COMPACTION
4. 005/SBSE/JKTO/01/2014-GAMBANGAN

Jenis Pekerjaan	Unit	Vol SPK 1 Jan '14 s.d. 31 Des '14	Realisasi			%
			AKUMULASI S.D BULAN LALU	BAPP Nov 2014	S.D BAPP Nov 2014	
Bulldozer						
Jalur Tanam Darat	Ha	345,00	-	-	-	0,00%
Main Road Darat	Meter	1.326,00	-	-	-	0,00%
Collection Road Darat	Meter	4.368,00	3.112,52	-	3.112,52	71,26%
Jalan Contour	Meter	24.725,00	-	-	-	0,00%
Teras Contour	Meter	239.725,00	-	-	-	0,00%
Sewa Bulldozer	HM		65,00	-	65,00	
Excavator						
Jalur Tanam Rawa	Ha	400,00	294,31	13,09	307,40	76,85%
Parit 1 x 1 x 0,75	Meter	136.000,00	21.348,04	-	21.348,04	15,70%
Parit 2 x 2 x 1,5	Meter	14.440,00	12.079,51	2.360,49	14.440,00	100,00%
Parit 4 x 4 x 3	Meter	4.580,00	523,11	-	523,11	11,42%
Main Road Rawa	Meter	4.080,00	2.732,06	309,49	3.041,55	74,55%
Collection Road Rawa	Meter	13.440,00	10.079,90	1.393,38	11.473,28	85,37%
Gorong-gorong	Unit		19,00	-	19,00	
Jembatan 2 M	Unit		29,00	1,00	30,00	
Jembatan 4 M	Unit		2,00	-	2,00	
Jembatan 5-10 M	Unit		-	-	-	
Jembatan > 10 M	Unit		-	-	-	
Sewa Excavator	HM		2.403,40	-	2.403,40	
Imas Tumbang	Ha	500,00	78,47	-	78,47	15,69%
Puncher	Meter	225,00	26,15	-	26,15	11,62%
Compaction	Meter	225,00	24,90	-	24,90	11,07%
Gambangan	Meter	9.855,00	9.763,04	-	9.763,04	99,07%

Pekerjaan Bulldozer



Pekerjaan Excavator

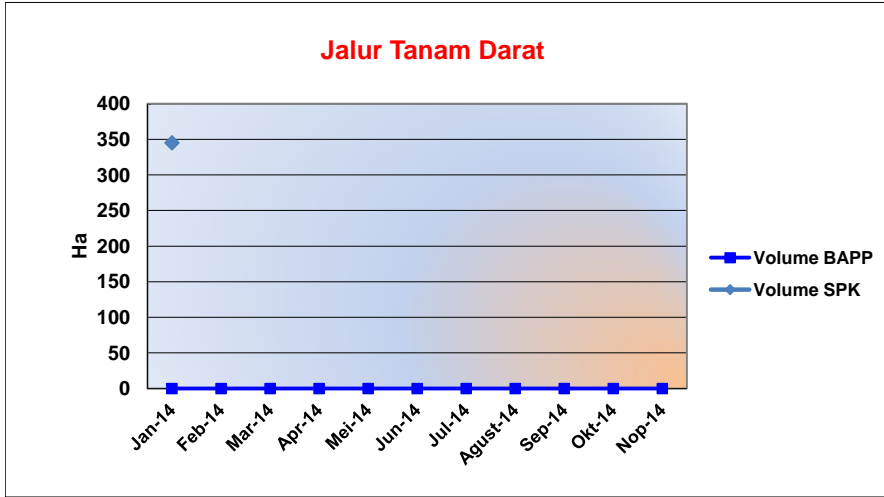




PROGRESS REPORT - Kebun Sungai Besar

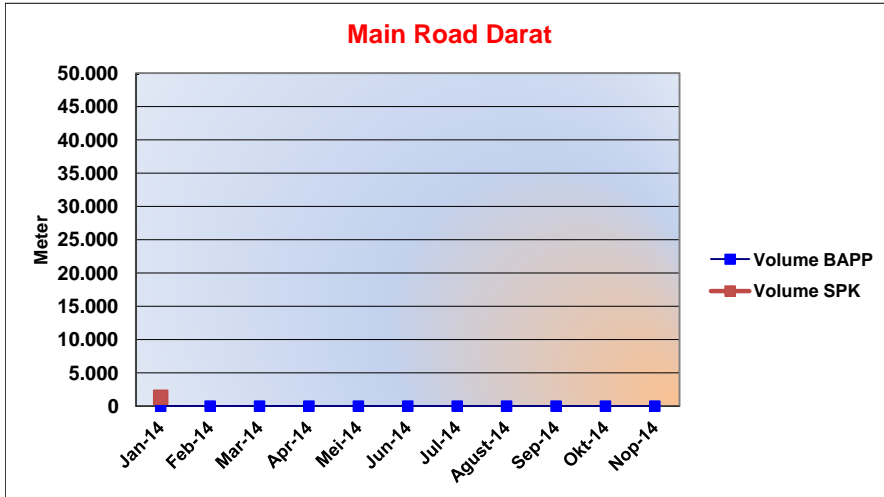
Chart & Detail Per Month

Jenis Pekerjaan	Unit	Vol SPK	Realisasi	%
Jalur Tanam Darat	Ha	345,00	-	0,00%



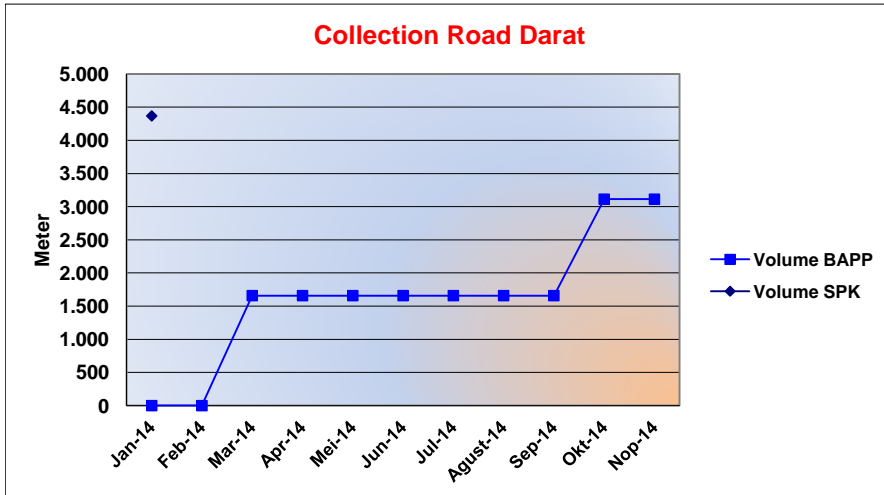
Bulan	Hasil per Bulan	Kumulatif
Jan-14	-	-
Feb-14	-	-
Mar-14	-	-
Apr-14	-	-
Mei-14	-	-
Jun-14	-	-
Jul-14	-	-
Agust-14	-	-
Sep-14	-	-
Okt-14	-	-
Nop-14	-	-
	-	-

Jenis Pekerjaan	Unit	Vol SPK	Realisasi	%
Main Road Darat	Meter	1.326,00	-	0,00%



Bulan	Hasil per Bulan	Kumulatif
Jan-14	-	-
Feb-14	-	-
Mar-14	-	-
Apr-14	-	-
Mei-14	-	-
Jun-14	-	-
Jul-14	-	-
Agust-14	-	-
Sep-14	-	-
Okt-14	-	-
Nop-14	-	-
	-	-

Jenis Pekerjaan	Unit	Vol SPK	Realisasi	%
Collection Road Darat	Meter	4.368,00	3.112,52	71,26%

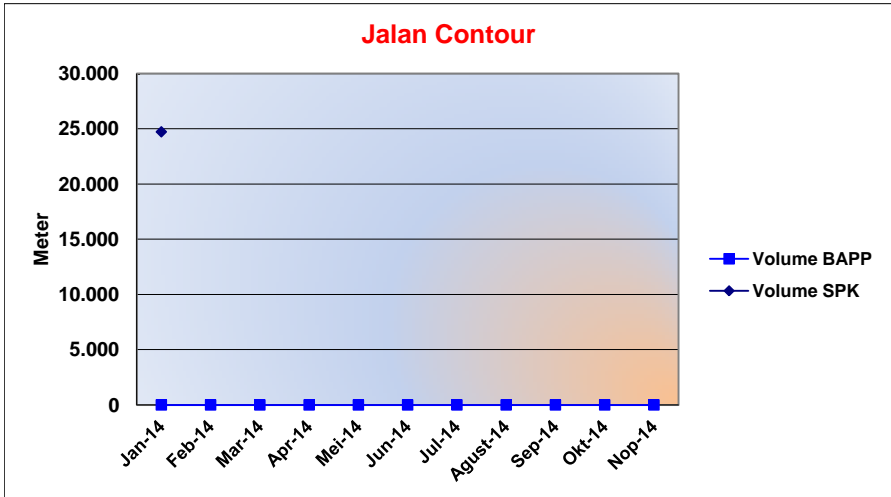


Bulan	Hasil per Bulan	Kumulatif
Jan-14	-	-
Feb-14	-	-
Mar-14	1.658,79	1.658,79
Apr-14	-	1.658,79
Mei-14	-	1.658,79
Jun-14	-	1.658,79
Jul-14	-	1.658,79
Agust-14	-	1.658,79
Sep-14	-	1.658,79
Okt-14	1.453,73	3.112,52
Nop-14	-	3.112,52
	3.112,52	



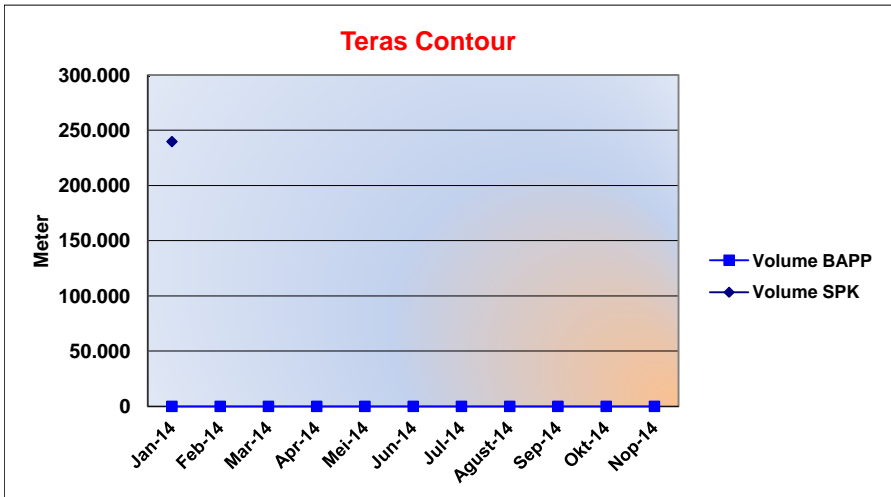
PROGRESS REPORT - Kebun Sungai Besar

Jenis Pekerjaan	Unit	Vol SPK	Realisasi	%
Jalan Contour	Meter	24.725,00	-	0,00%



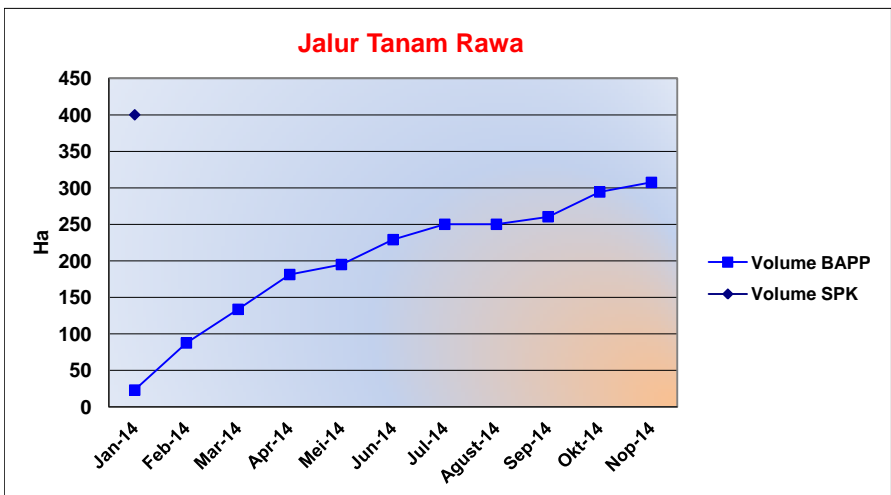
Bulan	Hasil per Bulan	Kumulatif
Jan-14	-	-
Feb-14	-	-
Mar-14	-	-
Apr-14	-	-
Mei-14	-	-
Jun-14	-	-
Jul-14	-	-
Agust-14	-	-
Sep-14	-	-
Okt-14	-	-
Nop-14	-	-
	-	-

Jenis Pekerjaan	Unit	Vol SPK	Realisasi	%
Teras Contour	Meter	239.725,00	-	0,00%



Bulan	Hasil per Bulan	Kumulatif
Jan-14	-	-
Feb-14	-	-
Mar-14	-	-
Apr-14	-	-
Mei-14	-	-
Jun-14	-	-
Jul-14	-	-
Agust-14	-	-
Sep-14	-	-
Okt-14	-	-
Nop-14	-	-
	-	-

Jenis Pekerjaan	Unit	Vol SPK	Realisasi	%
Jalur Tanam Rawa	Ha	400,00	307,40	76,85%



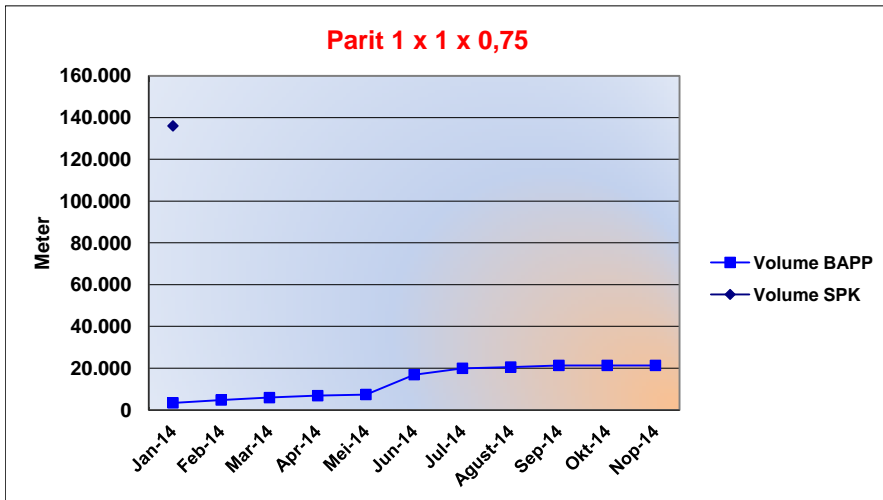
Bulan	Hasil per Bulan	Kumulatif
Jan-14	22,91	22,91
Feb-14	64,58	87,49
Mar-14	46,03	133,52
Apr-14	47,68	181,20
Mei-14	13,71	194,91
Jun-14	34,09	229,00
Jul-14	21,00	250,00
Agust-14	-	250,00
Sep-14	10,38	260,38
Okt-14	33,93	294,31
Nop-14	13,09	307,40
	307,40	



PT. BUANA TUNAS SEJAHTERA

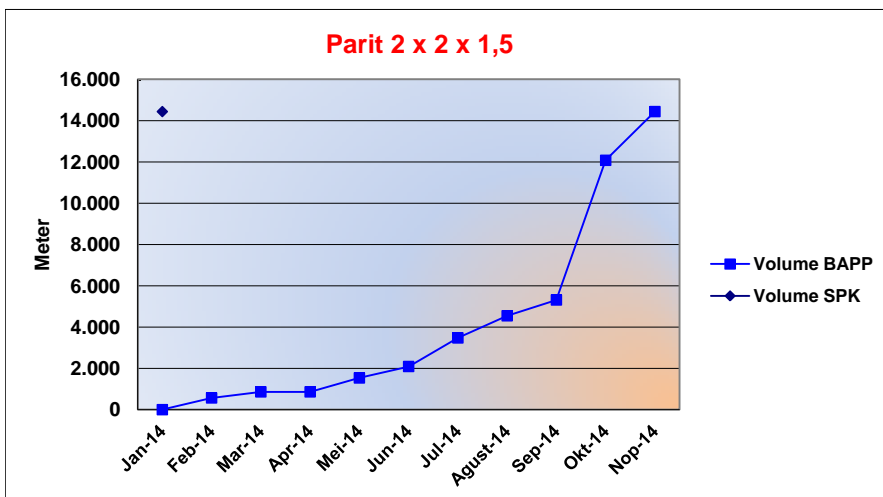
PROGRESS REPORT - Kebun Sungai Besar

Jenis Pekerjaan	Unit	Vol SPK	Realisasi	%
Parit 1 x 1 x 0,75	Meter	136.000,00	21.348,04	15,70%



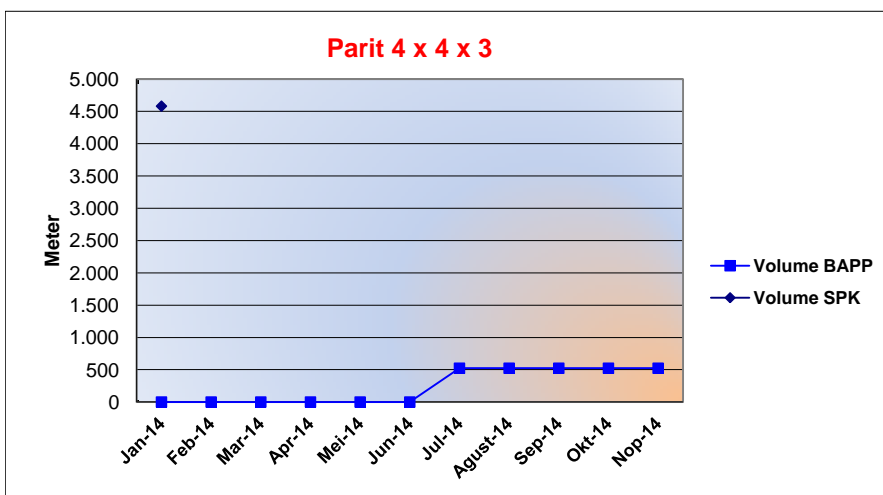
Bulan	Hasil per Bulan	Kumulatif
Jan-14	3.427,63	3.427,63
Feb-14	1.371,73	4.799,36
Mar-14	1.125,29	5.924,65
Apr-14	927,91	6.852,56
Mei-14	572,60	7.425,16
Jun-14	9.509,51	16.934,67
Jul-14	3.016,72	19.951,39
Agust-14	599,04	20.550,43
Sep-14	797,61	21.348,04
Okt-14	-	21.348,04
Nop-14	-	21.348,04
	21.348,04	

Jenis Pekerjaan	Unit	Vol SPK	Realisasi	%
Parit 2 x 2 x 1,5	Meter	14.440	14.440,00	100,00%



Bulan	Hasil per Bulan	Kumulatif
Jan-14	-	-
Feb-14	568,00	568,00
Mar-14	292,93	860,93
Apr-14	-	860,93
Mei-14	674,15	1.535,08
Jun-14	555,96	2.091,04
Jul-14	1.384,51	3.475,55
Agust-14	1.071,92	4.547,47
Sep-14	765,56	5.313,03
Okt-14	6.766,48	12.079,51
Nop-14	2.360,49	14.440,00
	14.440,00	

Jenis Pekerjaan	Unit	Vol SPK	Realisasi	%
Parit 4 x 4 x 3	Meter	4.580,00	523,11	11,42%

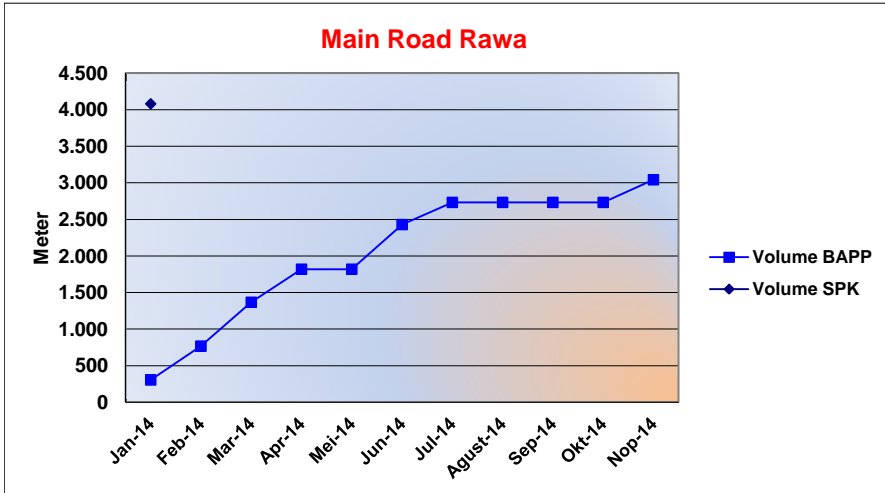


Bulan	Hasil per Bulan	Kumulatif
Jan-14	-	-
Feb-14	-	-
Mar-14	-	-
Apr-14	-	-
Mei-14	-	-
Jun-14	-	-
Jul-14	523,11	523,11
Agust-14	-	523,11
Sep-14	-	523,11
Okt-14	-	523,11
Nop-14	-	523,11
	523,11	



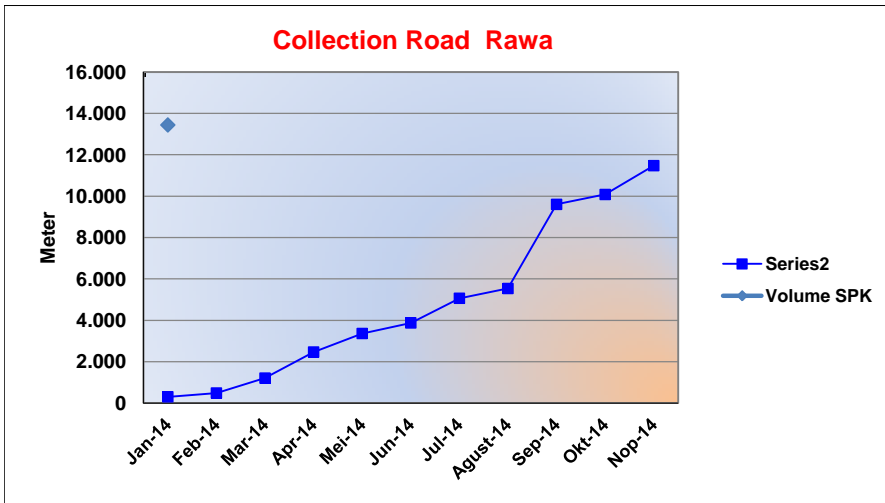
PROGRESS REPORT - Kebun Sungai Besar

Jenis Pekerjaan	Unit	Vol SPK	Realisasi	%
Main Road Rawa	Meter	4.080,00	3.041,55	74,55%



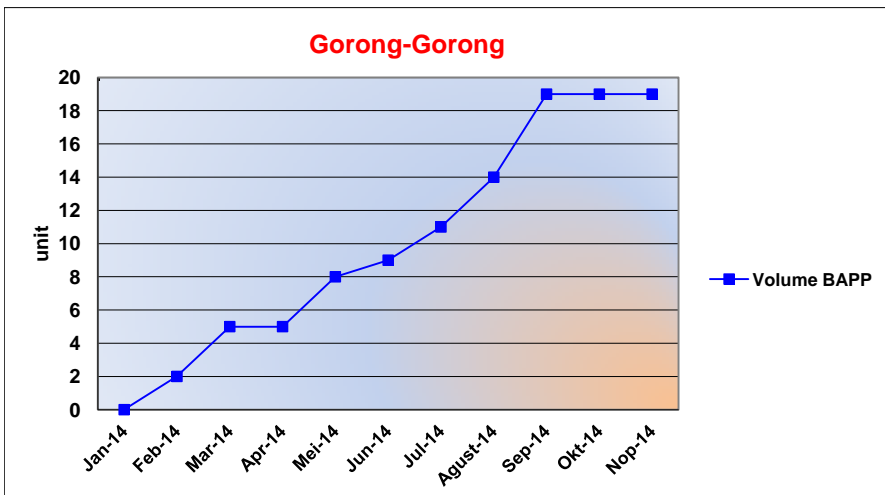
Bulan	Hasil per Bulan	Kumulatif
Jan-14	304,48	304,48
Feb-14	462,96	767,44
Mar-14	599,01	1.366,45
Apr-14	452,33	1.818,78
Mei-14	-	1.818,78
Jun-14	610,31	2.429,09
Jul-14	302,97	2.732,06
Agust-14	-	2.732,06
Sep-14	-	2.732,06
Okt-14	-	2.732,06
Nop-14	309,49	3.041,55
	3.041,55	

Jenis Pekerjaan	Unit	Vol SPK	Realisasi	%
Collection Road Rawa	Meter	13.440,00	11.473,28	85,37%



Bulan	Hasil per Bulan	Kumulatif
Jan-14	302,19	302,19
Feb-14	182,99	485,18
Mar-14	720,87	1.206,05
Apr-14	1.260,15	2.466,20
Mei-14	896,18	3.362,38
Jun-14	510,31	3.872,69
Jul-14	1.190,57	5.063,26
Agust-14	473,70	5.536,96
Sep-14	4.064,97	9.601,93
Okt-14	477,97	10.079,90
Nop-14	1.393,38	11.473,28
	11.473,28	

Jenis Pekerjaan	Unit	Vol SPK	Realisasi	%
Gorong-gorong	Unit	-	19,00	0,00%

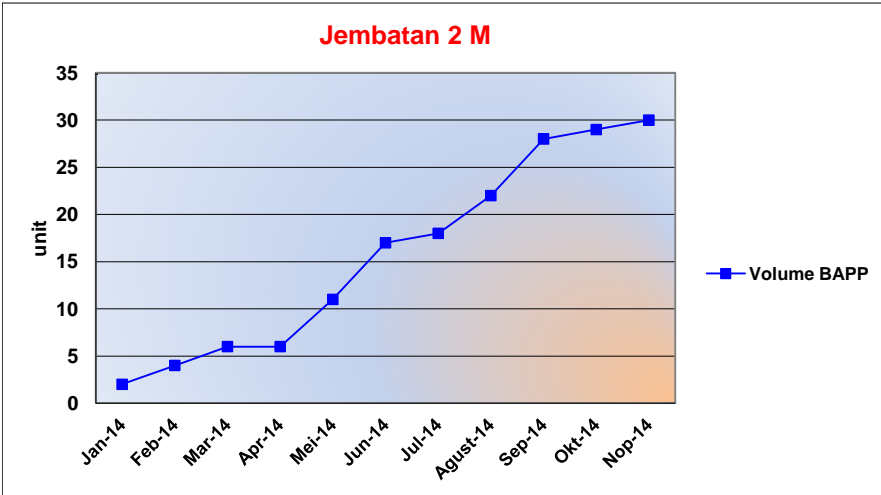


Bulan	Hasil per Bulan	Kumulatif
Jan-14	-	-
Feb-14	2,00	2,00
Mar-14	3,00	5,00
Apr-14	-	5,00
Mei-14	3,00	8,00
Jun-14	1,00	9,00
Jul-14	2,00	11,00
Agust-14	3,00	14,00
Sep-14	5,00	19,00
Okt-14	-	19,00
Nop-14	-	19,00
	19,00	



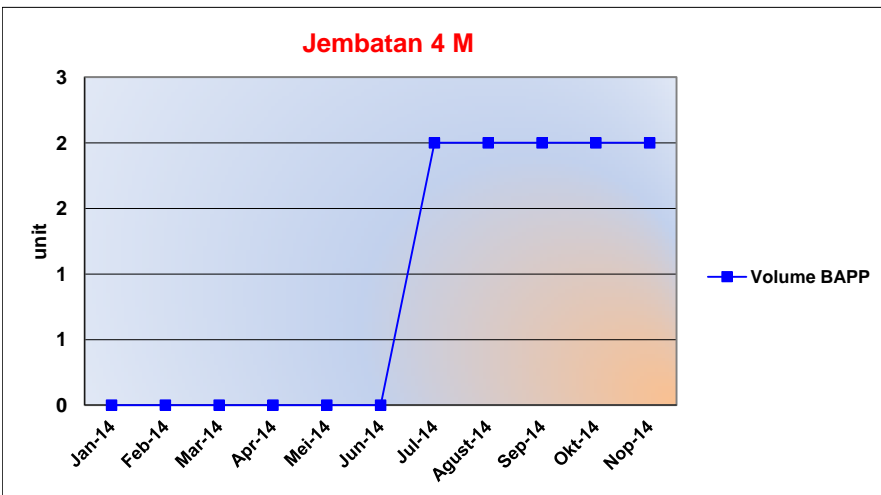
PROGRESS REPORT - Kebun Sungai Besar

Jenis Pekerjaan	Unit	Vol SPK	Realisasi	%
Jembatan 2 M	Unit	-	30,00	0,00%



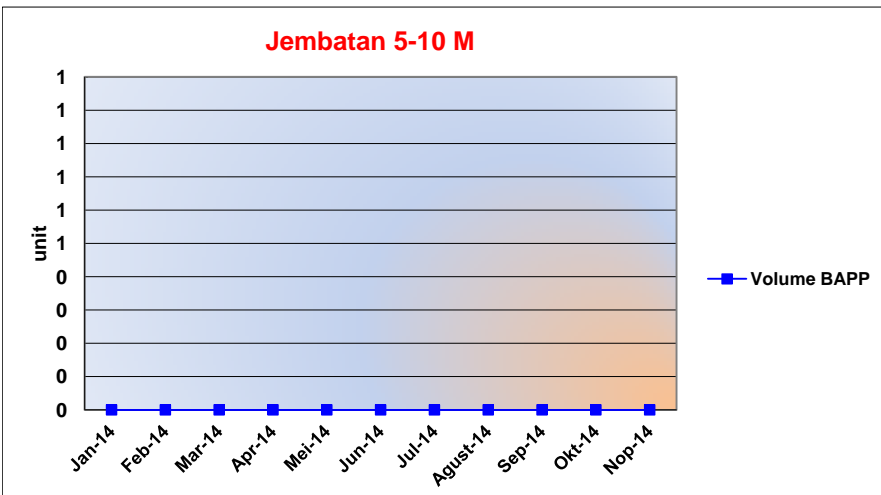
Bulan	Hasil per Bulan	Kumulatif
Jan-14	2,00	2,00
Feb-14	2,00	4,00
Mar-14	2,00	6,00
Apr-14	-	6,00
Mei-14	5,00	11,00
Jun-14	6,00	17,00
Jul-14	1,00	18,00
Agust-14	4,00	22,00
Sep-14	6,00	28,00
Okt-14	1,00	29,00
Nop-14	1,00	30,00
	30,00	

Jenis Pekerjaan	Unit	Vol SPK	Realisasi	%
Jembatan 4 M	Unit	-	2,00	0,00%



Bulan	Hasil per Bulan	Kumulatif
Jan-14	-	-
Feb-14	-	-
Mar-14	-	-
Apr-14	-	-
Mei-14	-	-
Jun-14	-	-
Jul-14	2,00	2,00
Agust-14	-	2,00
Sep-14	-	2,00
Okt-14	-	2,00
Nop-14	-	2,00
	2,00	

Jenis Pekerjaan	Unit	Vol SPK	Realisasi	%
Jembatan 5-10 M	Unit	-	-	0,00%

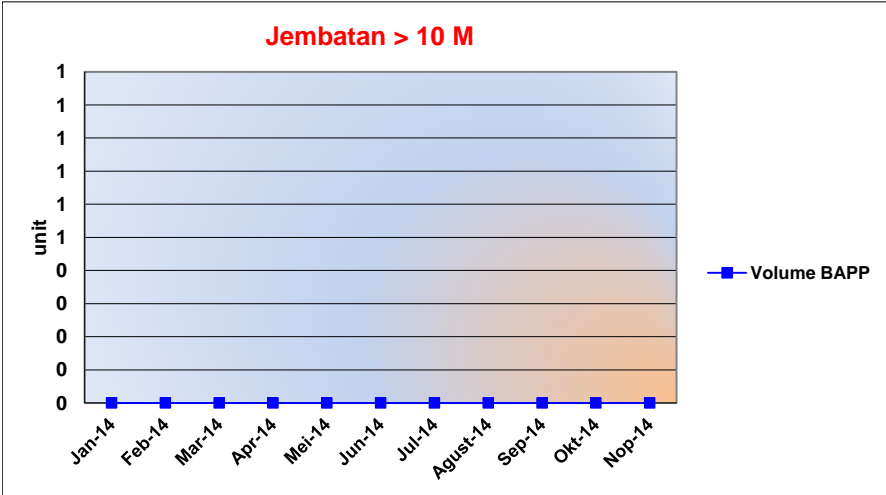


Bulan	Hasil per Bulan	Kumulatif
Jan-14	-	-
Feb-14	-	-
Mar-14	-	-
Apr-14	-	-
Mei-14	-	-
Jun-14	-	-
Jul-14	-	-
Agust-14	-	-
Sep-14	-	-
Okt-14	-	-
Nop-14	-	-
	-	-



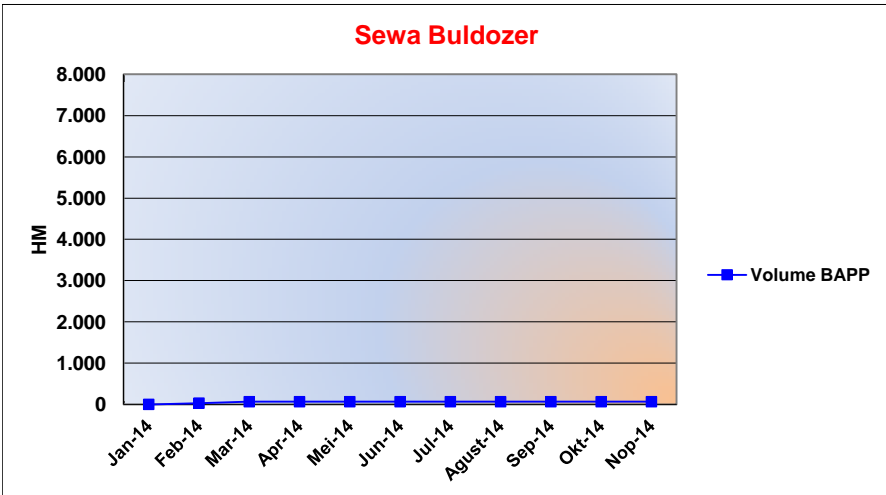
PROGRESS REPORT - Kebun Sungai Besar

Jenis Pekerjaan	Unit	Vol SPK	Realisasi	%
Jembatan > 10 M	Unit	-	-	0,00%



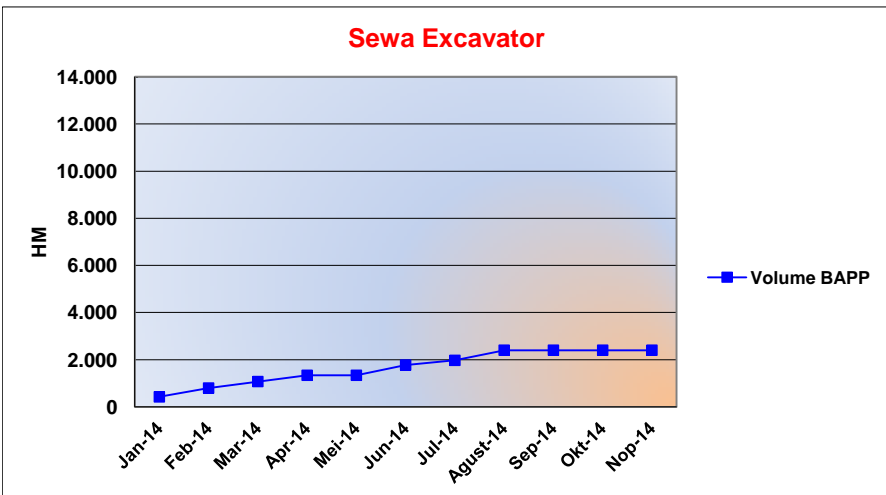
Bulan	Hasil per Bulan	Kumulatif
Jan-14	-	-
Feb-14	-	-
Mar-14	-	-
Apr-14	-	-
Mei-14	-	-
Jun-14	-	-
Jul-14	-	-
Agust-14	-	-
Sep-14	-	-
Okt-14	-	-
Nop-14	-	-
	-	-

Jenis Pekerjaan	Unit	Vol SPK	Realisasi	%
Sewa Buldozer	HM	-	65,00	0,00%



Bulan	Hasil per Bulan	Kumulatif
Jan-14	-	-
Feb-14	30,00	30,00
Mar-14	35,00	65,00
Apr-14	-	65,00
Mei-14	-	65,00
Jun-14	-	65,00
Jul-14	-	65,00
Agust-14	-	65,00
Sep-14	-	65,00
Okt-14	-	65,00
Nop-14	-	65,00
	65,00	

Jenis Pekerjaan	Unit	Vol SPK	Realisasi	%
Sewa Excavator	HM	-	2.403,40	0,00%

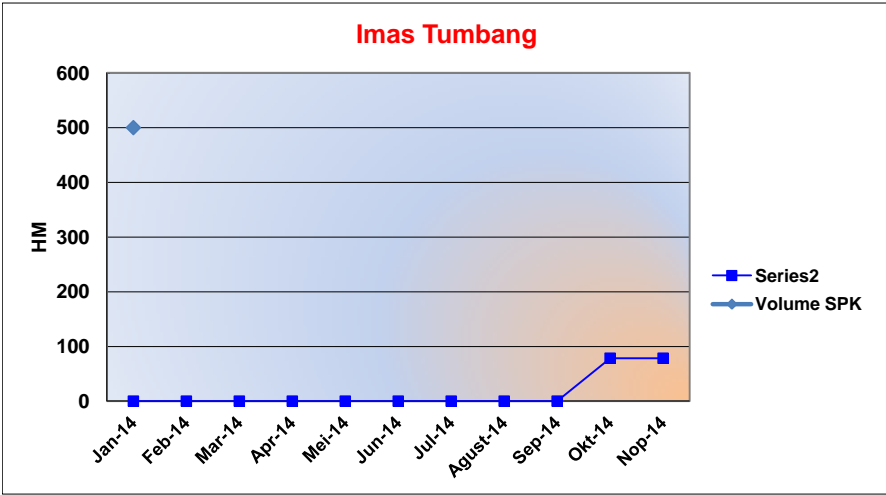


Bulan	Hasil per Bulan	Kumulatif
Jan-14	421,70	421,70
Feb-14	376,00	797,70
Mar-14	275,00	1.072,70
Apr-14	266,00	1.338,70
Mei-14	-	1.338,70
Jun-14	435,00	1.773,70
Jul-14	199,00	1.972,70
Agust-14	430,70	2.403,40
Sep-14	-	2.403,40
Okt-14	-	2.403,40
Nop-14	-	2.403,40
	2.403,40	



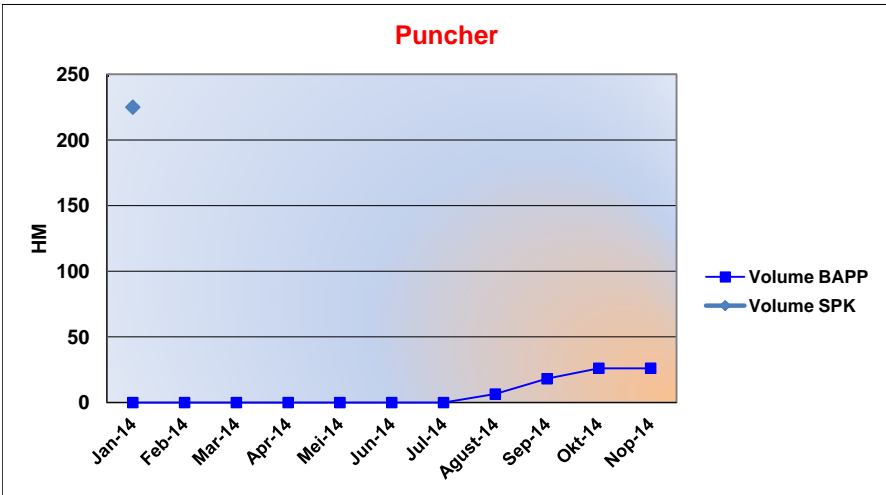
PROGRESS REPORT - Kebun Sungai Besar

Jenis Pekerjaan	Unit	Vol SPK	Realisasi	%
Imas Tumbang	Ha	500,00	78,47	0,00%



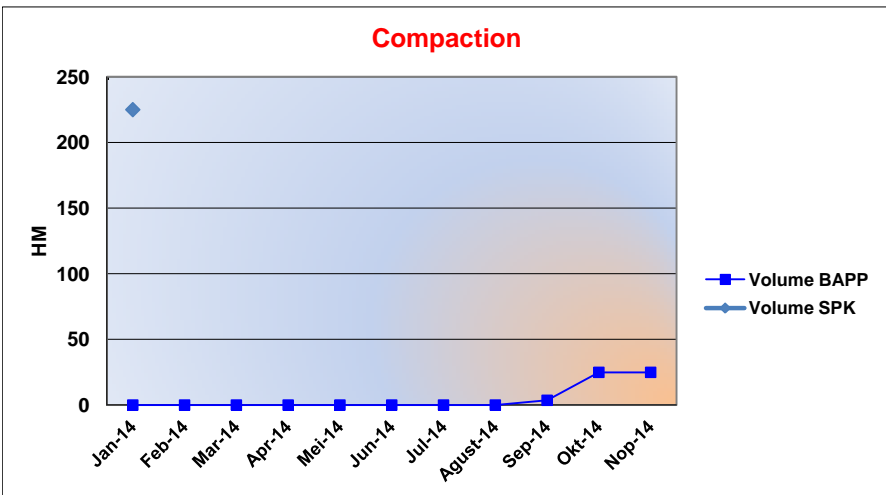
Bulan	Hasil per Bulan	Kumulatif
Jan-14	-	-
Feb-14	-	-
Mar-14	-	-
Apr-14	-	-
Mei-14	-	-
Jun-14	-	-
Jul-14	-	-
Agust-14	-	-
Sep-14	-	-
Okt-14	78,47	78,47
Nop-14	-	78,47
	78,47	

Jenis Pekerjaan	Unit	Vol SPK	Realisasi	%
Puncher	Meter	225,00	26,15	11,62%



Bulan	Hasil per Bulan	Kumulatif
Jan-14	-	-
Feb-14	-	-
Mar-14	-	-
Apr-14	-	-
Mei-14	-	-
Jun-14	-	-
Jul-14	-	-
Agust-14	6,46	6,46
Sep-14	11,71	18,17
Okt-14	7,98	26,15
Nop-14	-	26,15
	26,15	

Jenis Pekerjaan	Unit	Vol SPK	Realisasi	%
Compaction	Meter	225,00	24,90	11,07%

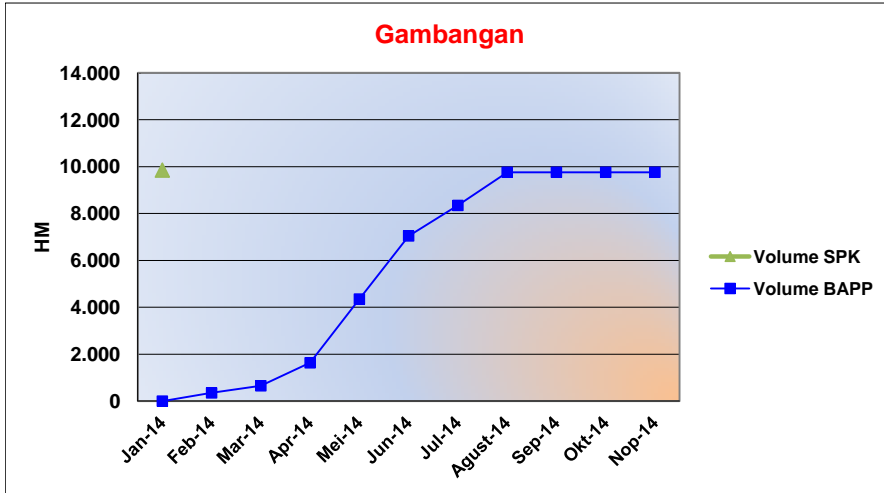


Bulan	Hasil per Bulan	Kumulatif
Jan-14	-	-
Feb-14	-	-
Mar-14	-	-
Apr-14	-	-
Mei-14	-	-
Jun-14	-	-
Jul-14	-	-
Agust-14	-	-
Sep-14	3,61	3,61
Okt-14	21,29	24,90
Nop-14	-	24,90
	24,90	



PROGRESS REPORT - Kebun Sungai Besar

Jenis Pekerjaan	Unit	Vol SPK	Realisasi	%
Gambangan	Meter	9.855,00	9.763,04	99,07%



Bulan	Hasil per Bulan	Kumulatif
Jan-14	-	-
Feb-14	351,62	351,62
Mar-14	302,92	654,54
Apr-14	980,65	1.635,19
Mei-14	2.717,97	4.353,16
Jun-14	2.694,63	7.047,79
Jul-14	1.300,17	8.347,96
Agust-14	1.415,08	9.763,04
Sep-14	-	9.763,04
Okt-14	-	9.763,04
Nop-14	-	9.763,04
	9.763,04	