



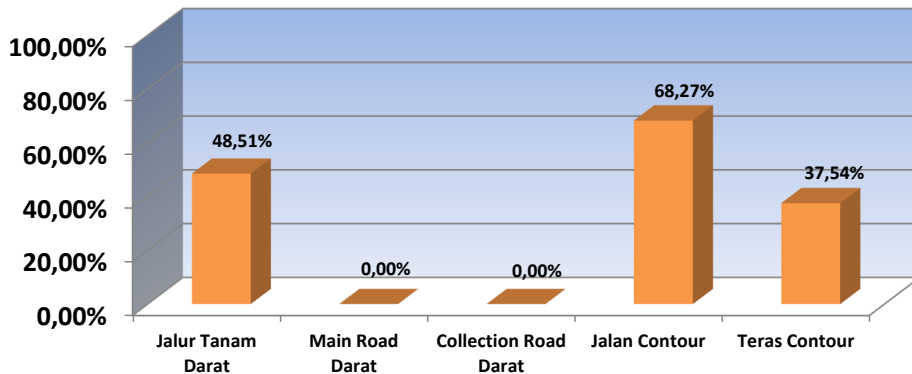
PROGRESS REPORT - Kebun Sungai Biru

KONTRAK NO :

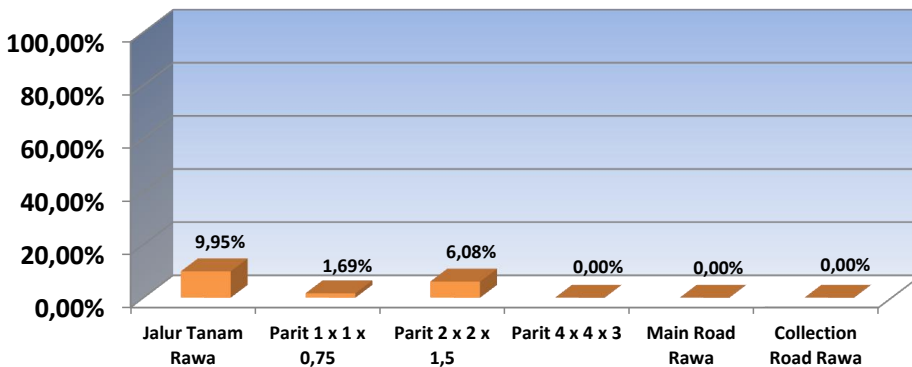
1. 171/SBIE/JKTO/12/2013-PEMBUKAAN LAHAN, 171/SBIE/JKTO/12/2013-SWAB LP
2. 007/SBIE/JKTO/01/2014-GAMBANGAN
3. 171/SBIE/JKTO/12/2013-IMAS TUMBANG

Jenis Pekerjaan	Unit	Vol SPK 1 Jan '14 s.d. 31 Des '14	Realisasi			%
			AKUMULASI S.D BULAN LALU	BAPP Nov 2014	S.D BAPP Nov 2014	
Bulldozer						
Jalur Tanam Darat	Ha	380,00	184,35	-	184,35	48,51%
Main Road Darat	Meter	408,00	-	-	-	0,00%
Collection Road Darat	Meter	1.344,00	-	-	-	0,00%
Jalan Contour	Meter	39.100,00	26.693,59	-	26.693,59	68,27%
Teras Contour	Meter	379.100,00	142.321,08	-	142.321,08	37,54%
Sewa Buldozer	HM		928,90	-	928,90	
Excavator						
Jalur Tanam Rawa	Ha	20,00	1,99	-	1,99	9,95%
Parit 1 x 1 x 0,75	Meter	10.900,00	184,36	-	184,36	1,69%
Parit 2 x 2 x 1,5	Meter	4.472,00	271,79	-	271,79	6,08%
Parit 4 x 4 x 3	Meter	404,00	-	-	-	0,00%
Main Road Rawa	Meter	204,00	-	-	-	0,00%
Collection Road Rawa	Meter	672,00	-	-	-	0,00%
Gorong-gorong	Unit		21,00	-	21,00	
Jembatan 2 M	Unit		18,00	-	18,00	
Jembatan 4 M	Unit		3,00	-	3,00	
Jembatan 5-10 M	Unit		-	-	-	
Jembatan > 10 M	Unit		-	-	-	
Sewa Excavator	HM		1.507,30	-	1.507,30	
Gambangan	Meter	876,00	213,14	-	213,14	24,33%
Imas Tumbang	Ha	400,00	-	-	-	0,00%

Pekerjaan Bulldozer



Pekerjaan Excavator

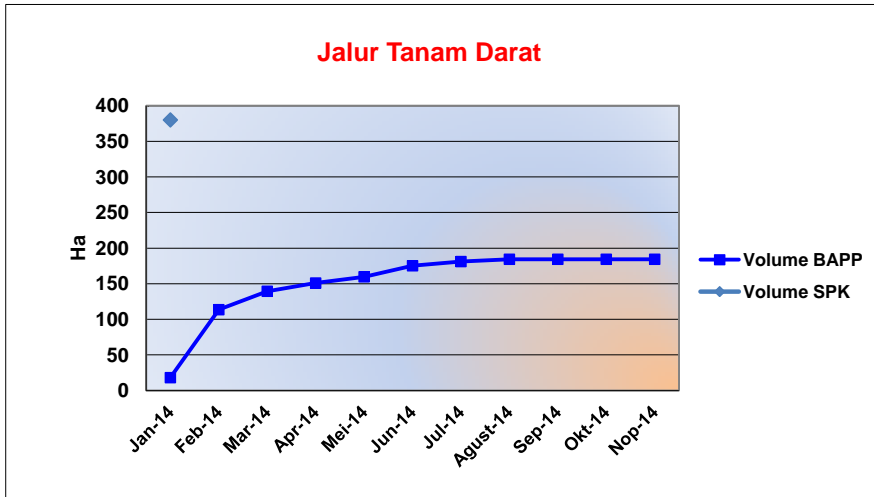




PROGRESS REPORT - Kebun Sungai Biru

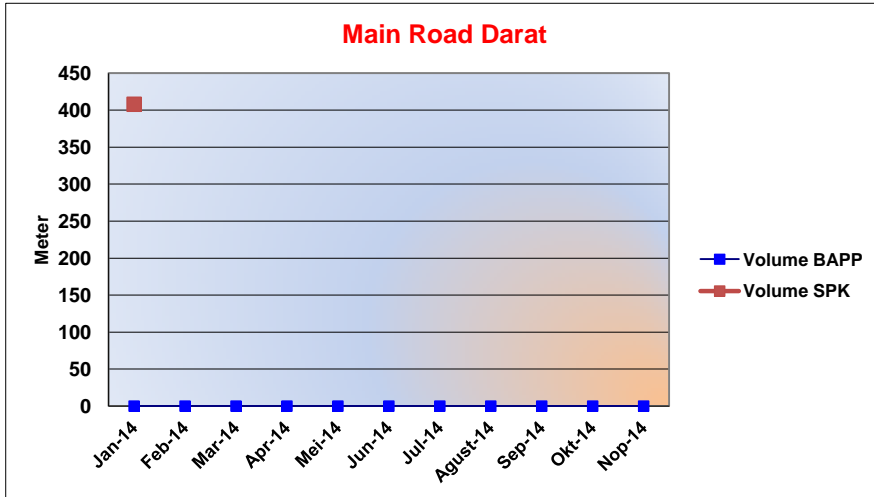
Chart & Detail Per Month

Jenis Pekerjaan	Unit	Vol SPK	Realisasi	%
Jalur Tanam Darat	Ha	380,00	184,35	48,51%



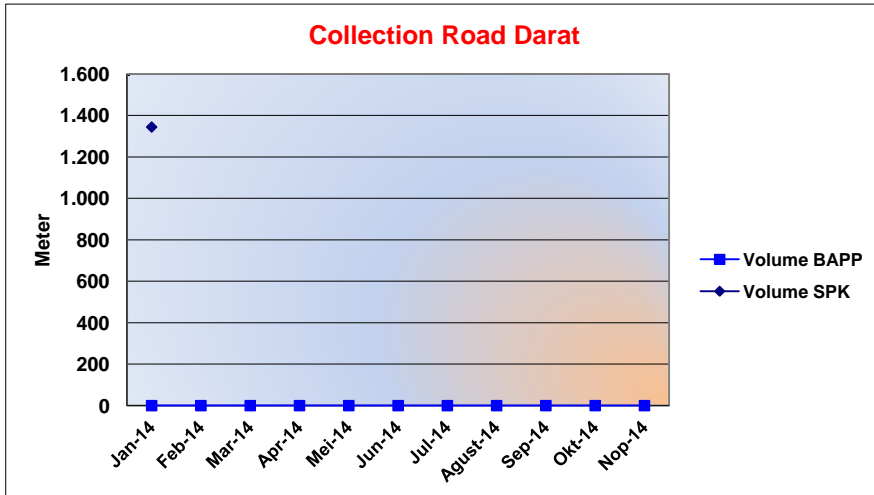
Bulan	Hasil per Bulan	Kumulatif
Jan-14	18,14	18,14
Feb-14	95,43	113,57
Mar-14	25,87	139,44
Apr-14	11,57	151,01
Mei-14	8,75	159,76
Jun-14	15,51	175,27
Jul-14	5,86	181,13
Agust-14	3,22	184,35
Sep-14	-	184,35
Okt-14	-	184,35
Nop-14	-	184,35
	184,35	

Jenis Pekerjaan	Unit	Vol SPK	Realisasi	%
Main Road Darat	Meter	408,00	-	0,00%



Bulan	Hasil per Bulan	Kumulatif
Jan-14	-	-
Feb-14	-	-
Mar-14	-	-
Apr-14	-	-
Mei-14	-	-
Jun-14	-	-
Jul-14	-	-
Agust-14	-	-
Sep-14	-	-
Okt-14	-	-
Nop-14	-	-
	-	-

Jenis Pekerjaan	Unit	Vol SPK	Realisasi	%
Collection Road Darat	Meter	1.344,00	-	0,00%



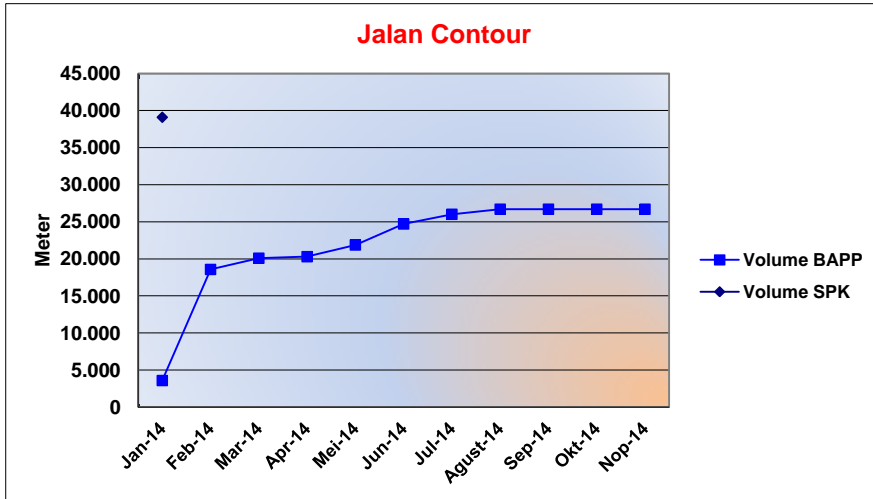
Bulan	Hasil per Bulan	Kumulatif
Jan-14	-	-
Feb-14	-	-
Mar-14	-	-
Apr-14	-	-
Mei-14	-	-
Jun-14	-	-
Jul-14	-	-
Agust-14	-	-
Sep-14	-	-
Okt-14	-	-
Nop-14	-	-
	-	-



PT. SAWIT KAPUAS KENCANA

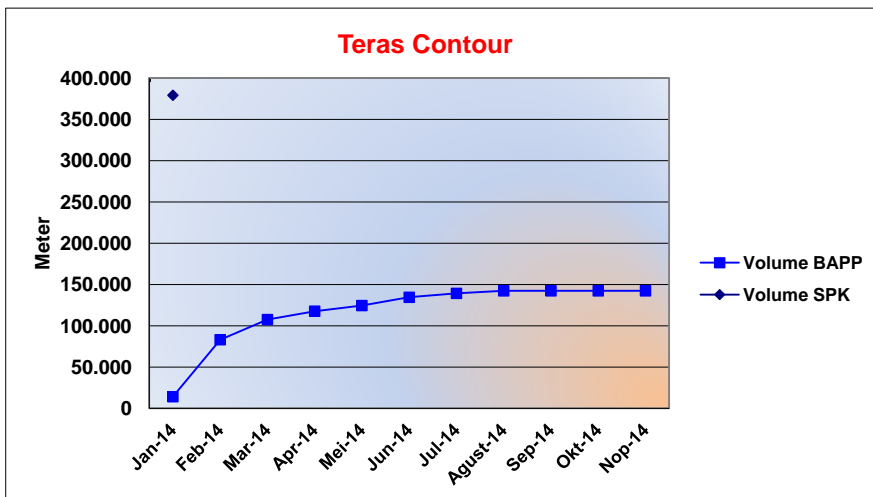
PROGRESS REPORT - Kebun Sungai Biru

Jenis Pekerjaan	Unit	Vol SPK	Realisasi	%
Jalan Contour	Meter	39.100,00	26.693,59	68,27%



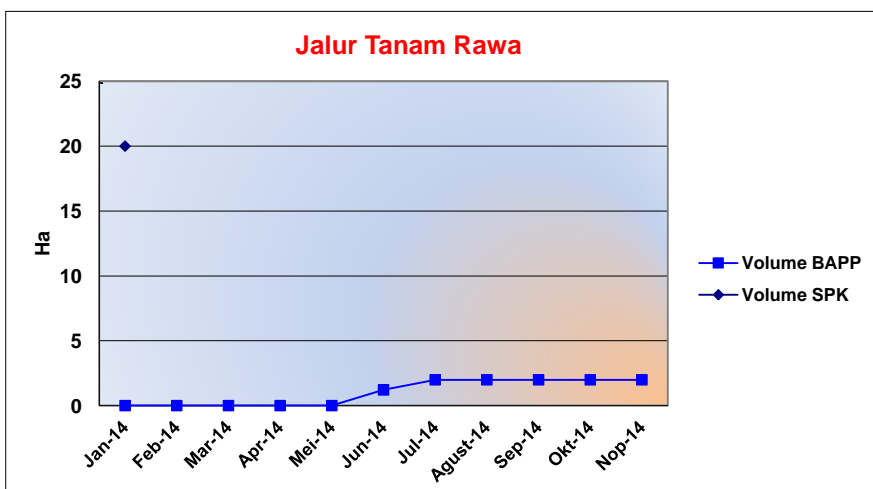
Bulan	Hasil per Bulan	Kumulatif
Jan-14	3.569,41	3.569,41
Feb-14	14.991,10	18.560,51
Mar-14	1.519,11	20.079,62
Apr-14	207,01	20.286,63
Mei-14	1.579,76	21.866,39
Jun-14	2.834,57	24.700,96
Jul-14	1.308,77	26.009,73
Agust-14	683,86	26.693,59
Sep-14	-	26.693,59
Okt-14	-	26.693,59
Nop-14	-	26.693,59
	26.693,59	

Jenis Pekerjaan	Unit	Vol SPK	Realisasi	%
Teras Contour	Meter	379.100,00	142.321,08	37,54%



Bulan	Hasil per Bulan	Kumulatif
Jan-14	14.105,85	14.105,85
Feb-14	69.001,30	83.107,15
Mar-14	24.426,72	107.533,87
Apr-14	10.153,92	117.687,79
Mei-14	6.803,65	124.491,44
Jun-14	9.992,16	134.483,60
Jul-14	4.750,43	139.234,03
Agust-14	3.087,05	142.321,08
Sep-14	-	142.321,08
Okt-14	-	142.321,08
Nop-14	-	142.321,08
	142.321,08	

Jenis Pekerjaan	Unit	Vol SPK	Realisasi	%
Jalur Tanam Rawa	Ha	20,00	1,99	9,95%



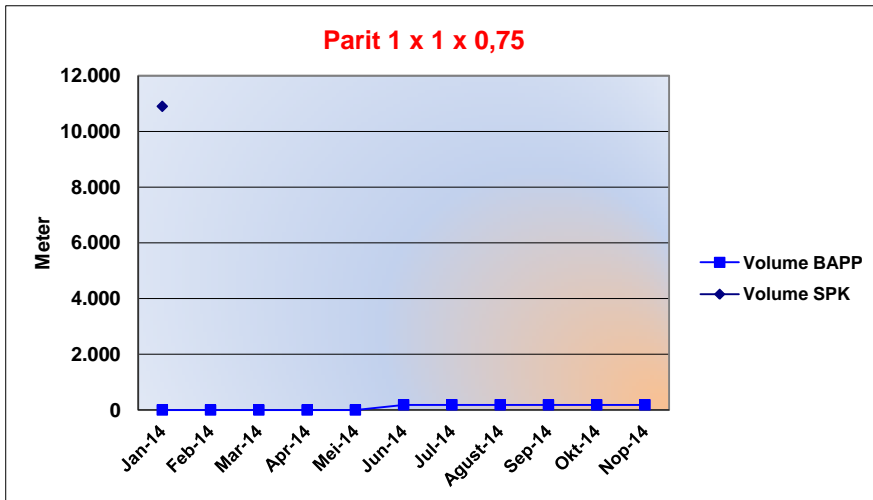
Bulan	Hasil per Bulan	Kumulatif
Jan-14	-	-
Feb-14	-	-
Mar-14	-	-
Apr-14	-	-
Mei-14	-	-
Jun-14	1,21	1,21
Jul-14	0,78	1,99
Agust-14	-	1,99
Sep-14	-	1,99
Okt-14	-	1,99
Nop-14	-	1,99
	1,99	



PT. SAWIT KAPUAS KENCANA

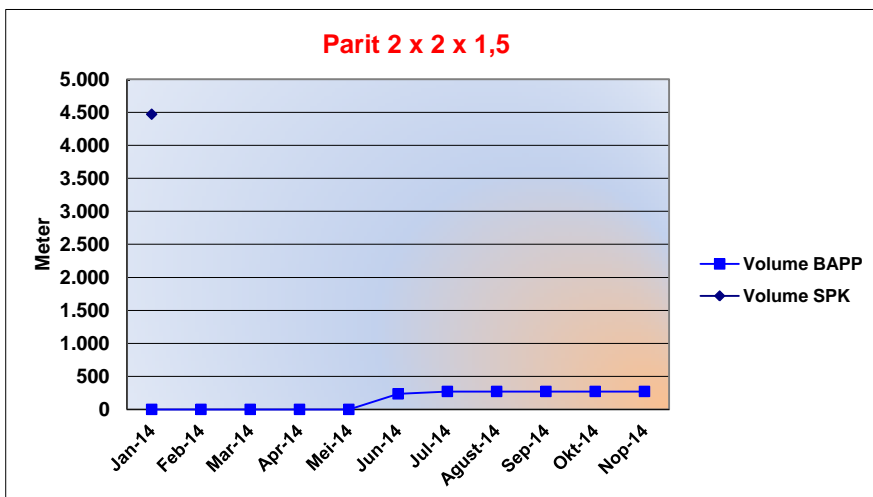
PROGRESS REPORT - Kebun Sungai Biru

Jenis Pekerjaan	Unit	Vol SPK	Realisasi	%
Parit 1 x 1 x 0,75	Meter	10.900,00	184,36	1,69%



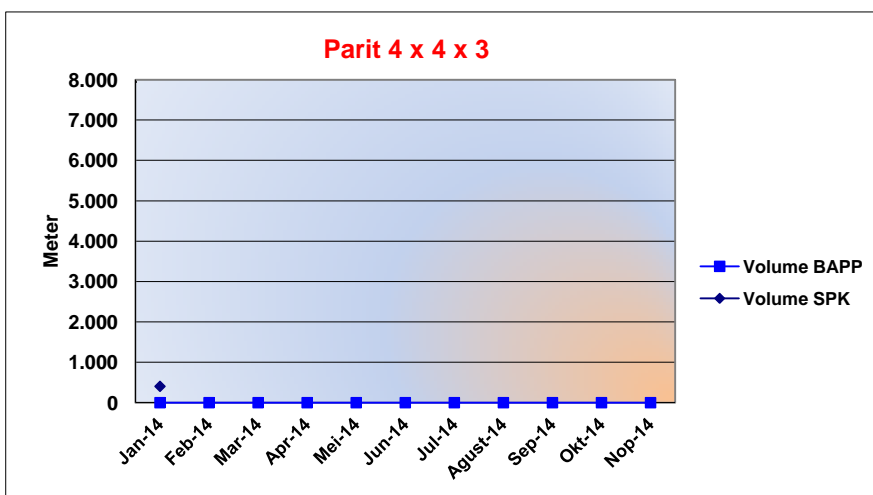
Bulan	Hasil per Bulan	Kumulatif
Jan-14	-	-
Feb-14	-	-
Mar-14	-	-
Apr-14	-	-
Mei-14	-	-
Jun-14	184,36	184,36
Jul-14	-	184,36
Agust-14	-	184,36
Sep-14	-	184,36
Okt-14	-	184,36
Nop-14	-	184,36
	184,36	

Jenis Pekerjaan	Unit	Vol SPK	Realisasi	%
Parit 2 x 2 x 1,5	Meter	4.472	271,79	6,08%



Bulan	Hasil per Bulan	Kumulatif
Jan-14	-	-
Feb-14	-	-
Mar-14	-	-
Apr-14	-	-
Mei-14	-	-
Jun-14	236,03	236,03
Jul-14	35,76	271,79
Agust-14	-	271,79
Sep-14	-	271,79
Okt-14	-	271,79
Nop-14	-	271,79
	271,79	

Jenis Pekerjaan	Unit	Vol SPK	Realisasi	%
Parit 4 x 4 x 3	Meter	404,00	-	0,00%

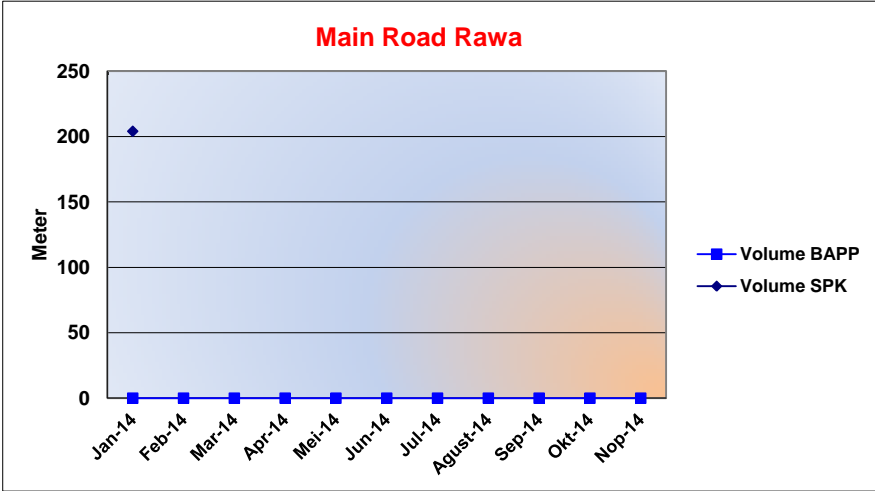


Bulan	Hasil per Bulan	Kumulatif
Jan-14	-	-
Feb-14	-	-
Mar-14	-	-
Apr-14	-	-
Mei-14	-	-
Jun-14	-	-
Jul-14	-	-
Agust-14	-	-
Sep-14	-	-
Okt-14	-	-
Nop-14	-	-
	-	-



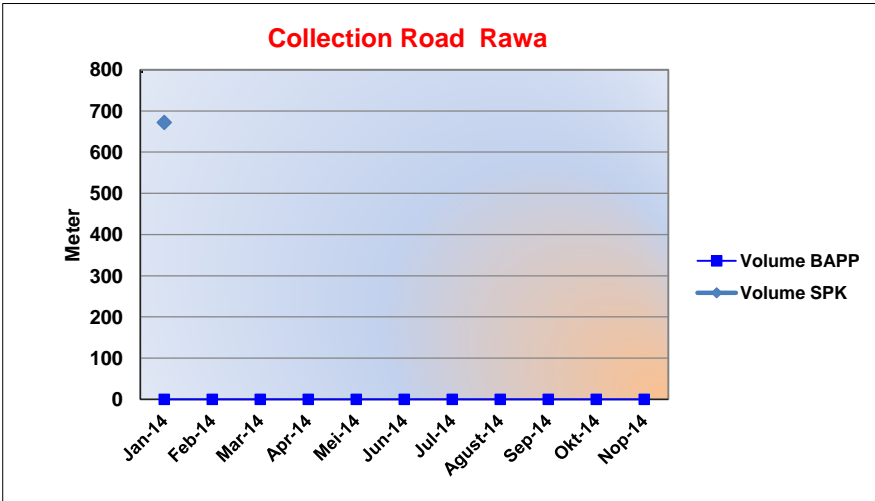
PROGRESS REPORT - Kebun Sungai Biru

Jenis Pekerjaan	Unit	Vol SPK	Realisasi	%
Main Road Rawa	Meter	204,00	-	0,00%



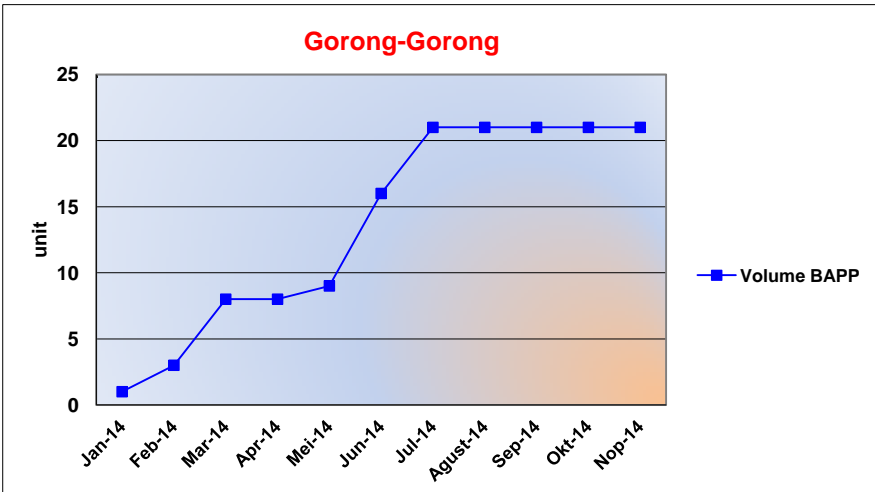
Bulan	Hasil per Bulan	Kumulatif
Jan-14	-	-
Feb-14	-	-
Mar-14	-	-
Apr-14	-	-
Mei-14	-	-
Jun-14	-	-
Jul-14	-	-
Agust-14	-	-
Sep-14	-	-
Okt-14	-	-
Nop-14	-	-
	-	-

Jenis Pekerjaan	Unit	Vol SPK	Realisasi	%
Collection Road Rawa	Meter	672,00	-	0,00%



Bulan	Hasil per Bulan	Kumulatif
Jan-14	-	-
Feb-14	-	-
Mar-14	-	-
Apr-14	-	-
Mei-14	-	-
Jun-14	-	-
Jul-14	-	-
Agust-14	-	-
Sep-14	-	-
Okt-14	-	-
Nop-14	-	-
	-	-

Jenis Pekerjaan	Unit	Vol SPK	Realisasi	%
Gorong-gorong	Unit	-	21,00	0,00%

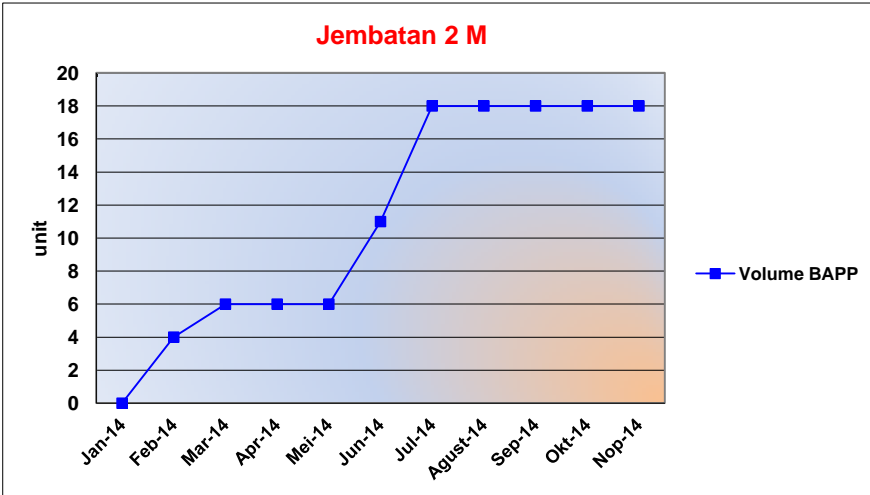


Bulan	Hasil per Bulan	Kumulatif
Jan-14	1,00	1,00
Feb-14	2,00	3,00
Mar-14	5,00	8,00
Apr-14	-	8,00
Mei-14	1,00	9,00
Jun-14	7,00	16,00
Jul-14	5,00	21,00
Agust-14	-	21,00
Sep-14	-	21,00
Okt-14	-	21,00
Nop-14	-	21,00
	21,00	



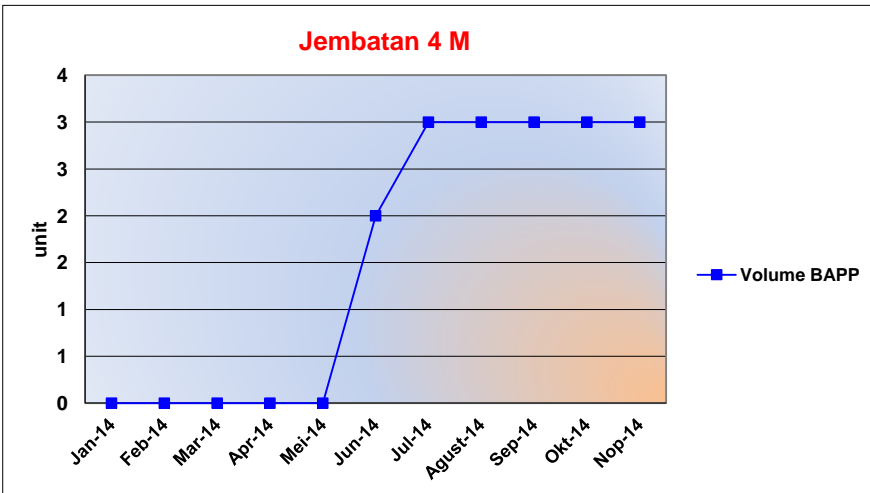
PROGRESS REPORT - Kebun Sungai Biru

Jenis Pekerjaan	Unit	Vol SPK	Realisasi	%
Jembatan 2 M	Unit	-	18,00	0,00%



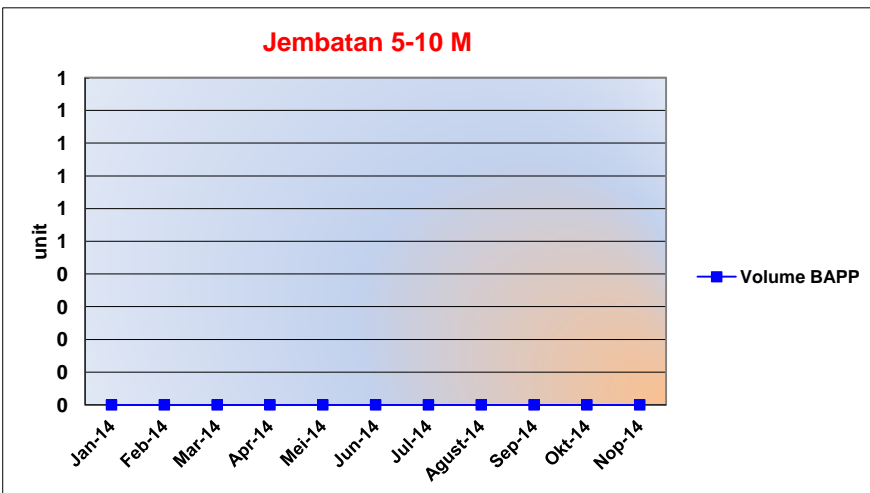
Bulan	Hasil per Bulan	Kumulatif
Jan-14	-	-
Feb-14	4,00	4,00
Mar-14	2,00	6,00
Apr-14	-	6,00
Mei-14	-	6,00
Jun-14	5,00	11,00
Jul-14	7,00	18,00
Agust-14	-	18,00
Sep-14	-	18,00
Okt-14	-	18,00
Nop-14	-	18,00
	18,00	

Jenis Pekerjaan	Unit	Vol SPK	Realisasi	%
Jembatan 4 M	Unit	-	3,00	0,00%



Bulan	Hasil per Bulan	Kumulatif
Jan-14	-	-
Feb-14	-	-
Mar-14	-	-
Apr-14	-	-
Mei-14	-	-
Jun-14	2,00	2,00
Jul-14	1,00	3,00
Agust-14	-	3,00
Sep-14	-	3,00
Okt-14	-	3,00
Nop-14	-	3,00
	3,00	

Jenis Pekerjaan	Unit	Vol SPK	Realisasi	%
Jembatan 5-10 M	Unit	-	-	0,00%

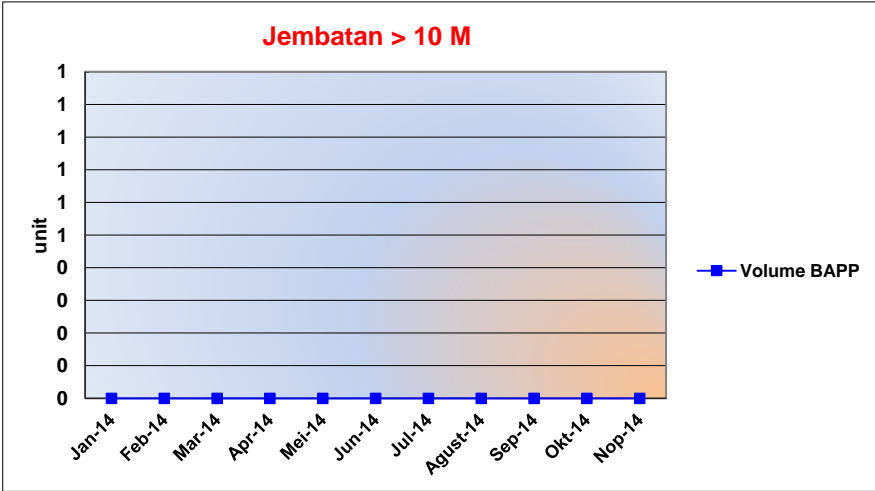


Bulan	Hasil per Bulan	Kumulatif
Jan-14	-	-
Feb-14	-	-
Mar-14	-	-
Apr-14	-	-
Mei-14	-	-
Jun-14	-	-
Jul-14	-	-
Agust-14	-	-
Sep-14	-	-
Okt-14	-	-
Nop-14	-	-
	-	-



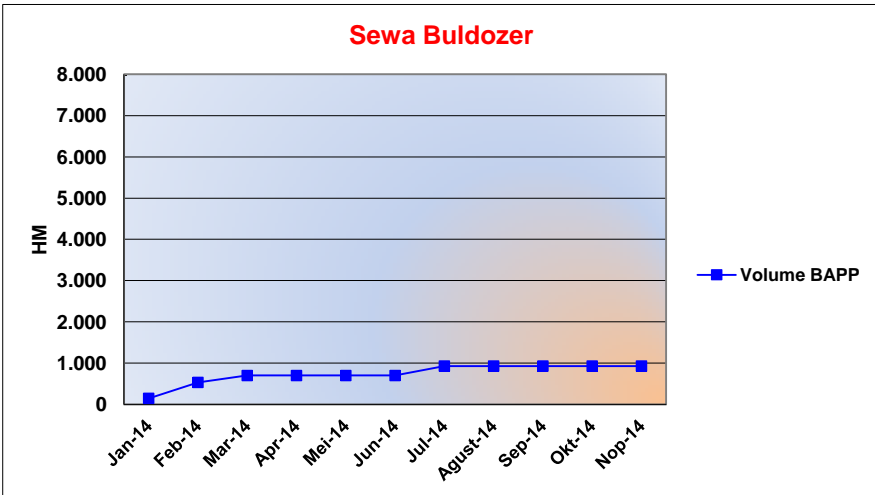
PROGRESS REPORT - Kebun Sungai Biru

Jenis Pekerjaan	Unit	Vol SPK	Realisasi	%
Jembatan > 10 M	Unit	-	-	0,00%



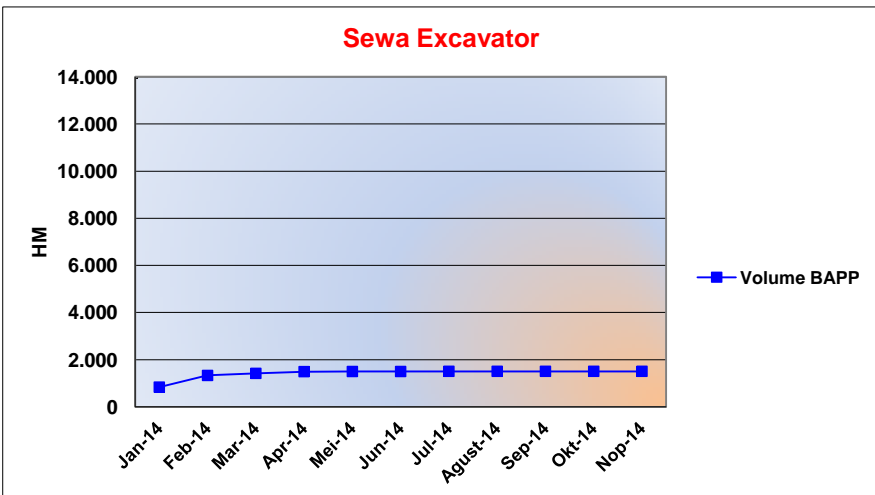
Bulan	Hasil per Bulan	Kumulatif
Jan-14	-	-
Feb-14	-	-
Mar-14	-	-
Apr-14	-	-
Mei-14	-	-
Jun-14	-	-
Jul-14	-	-
Agust-14	-	-
Sep-14	-	-
Okt-14	-	-
Nop-14	-	-
	-	-

Jenis Pekerjaan	Unit	Vol SPK	Realisasi	%
Sewa Buldozer	HM	-	928,90	0,00%



Bulan	Hasil per Bulan	Kumulatif
Jan-14	146,30	146,30
Feb-14	386,10	532,40
Mar-14	166,30	698,70
Apr-14	-	698,70
Mei-14	-	698,70
Jun-14	-	698,70
Jul-14	230,20	928,90
Agust-14	-	928,90
Sep-14	-	928,90
Okt-14	-	928,90
Nop-14	-	928,90
	928,90	

Jenis Pekerjaan	Unit	Vol SPK	Realisasi	%
Sewa Excavator	HM	-	1.507,30	0,00%

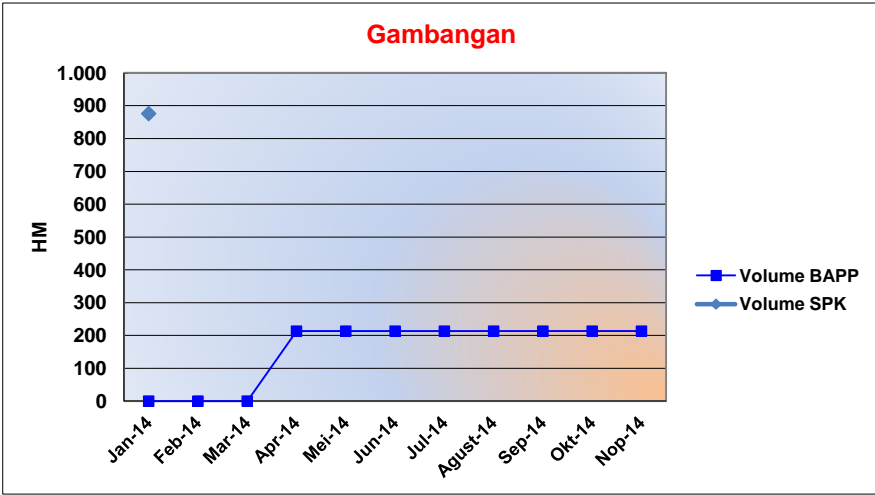


Bulan	Hasil per Bulan	Kumulatif
Jan-14	836,30	836,30
Feb-14	495,40	1.331,70
Mar-14	87,80	1.419,50
Apr-14	74,20	1.493,70
Mei-14	5,50	1.499,20
Jun-14	-	1.499,20
Jul-14	8,10	1.507,30
Agust-14	-	1.507,30
Sep-14	-	1.507,30
Okt-14	-	1.507,30
Nop-14	-	1.507,30
	1.507,30	



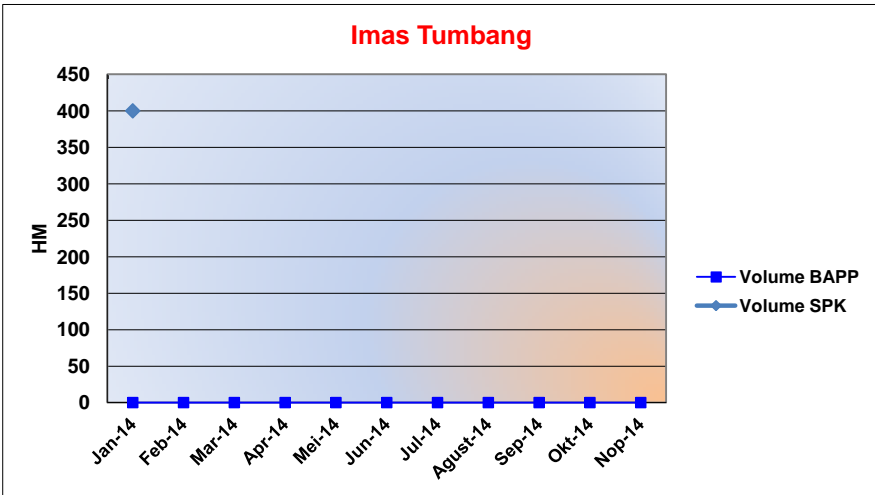
PROGRESS REPORT - Kebun Sungai Biru

Jenis Pekerjaan	Unit	Vol SPK	Realisasi	%
Gambangan	Meter	876,00	213,14	24,33%



Bulan	Hasil per Bulan	Kumulatif
Jan-14	-	-
Feb-14	-	-
Mar-14	-	-
Apr-14	213,14	213,14
Mei-14	-	213,14
Jun-14	-	213,14
Jul-14	-	213,14
Agust-14	-	213,14
Sep-14	-	213,14
Okt-14	-	213,14
Nop-14	-	213,14
	213,14	

Jenis Pekerjaan	Unit	Vol SPK	Realisasi	%
Imas Tumbang	Ha	400,00	-	0,00%



Bulan	Hasil per Bulan	Kumulatif
Jan-14	-	-
Feb-14	-	-
Mar-14	-	-
Apr-14	-	-
Mei-14	-	-
Jun-14	-	-
Jul-14	-	-
Agust-14	-	-
Sep-14	-	-
Okt-14	-	-
Nop-14	-	-
	-	