



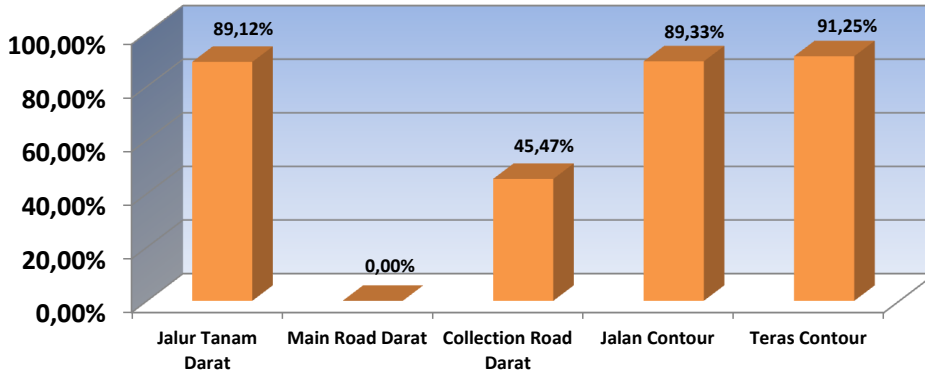
PROGRESS REPORT - Kebun Sungai Biru Plasma

KONTRAK NO :

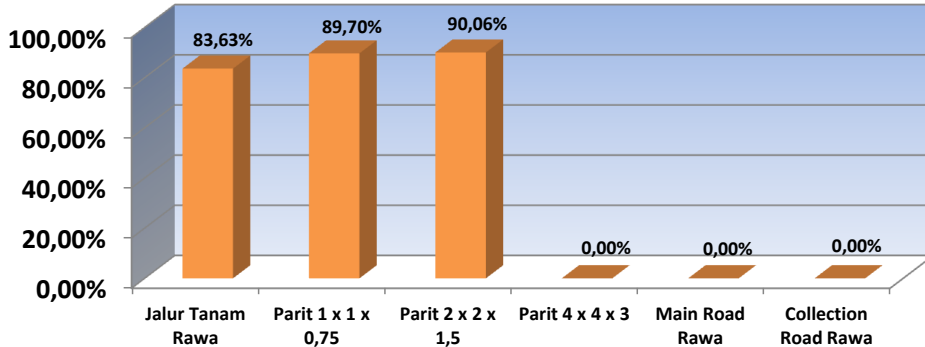
1. 169/SBIA/JKTO/12/2013-PEMBUKAAN LAHAN, 169/SBIA/JKTO/12/2013-SWAB LP
2. 009/SBIA/LOA/01/2014 - Gambangan
3. 169/SBIA/JKTO/12/2013-IMAS TUMBANG

Jenis Pekerjaan	Unit	Vol SPK 1 Jan '14 s.d. 31 Des '14	Realisasi			%
			AKUMULASI S.D BULAN LALU	BAPP Nov 2014	S.D BAPP Nov 2014	
Bulldozer						
Jalur Tanam Darat	Ha	143,00	127,44	-	127,44	89,12%
Main Road Darat	Meter	153,00	-	-	-	0,00%
Collection Road Darat	Meter	504,00	229,18	-	229,18	45,47%
Jalan Contour	Meter	14.663,00	13.098,05	-	13.098,05	89,33%
Teras Contour	Meter	142.163,00	129.717,87	-	129.717,87	91,25%
Sewa Buldozer	HM		95,30	-	95,30	
Excavator						
Jalur Tanam Rawa	Ha	8,00	6,69	-	6,69	83,63%
Parit 1 x 1 x 0,75	Meter	4.088,00	3.666,96	-	3.666,96	89,70%
Parit 2 x 2 x 1,5	Meter	1.677,00	1.510,36	-	1.510,36	90,06%
Parit 4 x 4 x 3	Meter	152,00	-	-	-	0,00%
Main Road Rawa	Meter	77,00	-	-	-	0,00%
Collection Road Rawa	Meter	252,00	-	-	-	0,00%
Gorong-gorong	Unit		50,00	-	50,00	
Jembatan 2 M	Unit		42,00	-	42,00	
Jembatan 4 M	Unit		2,00	-	2,00	
Jembatan 5-10 M	Unit		-	-	-	
Jembatan > 10 M	Unit		-	-	-	
Sewa Excavator	HM		-	-	-	
Imas Tumbang	Ha	150,00	-	-	-	0,00%
Gambangan	HM	329,00	-	-	-	

Pekerjaan Bulldozer



Pekerjaan Excavator

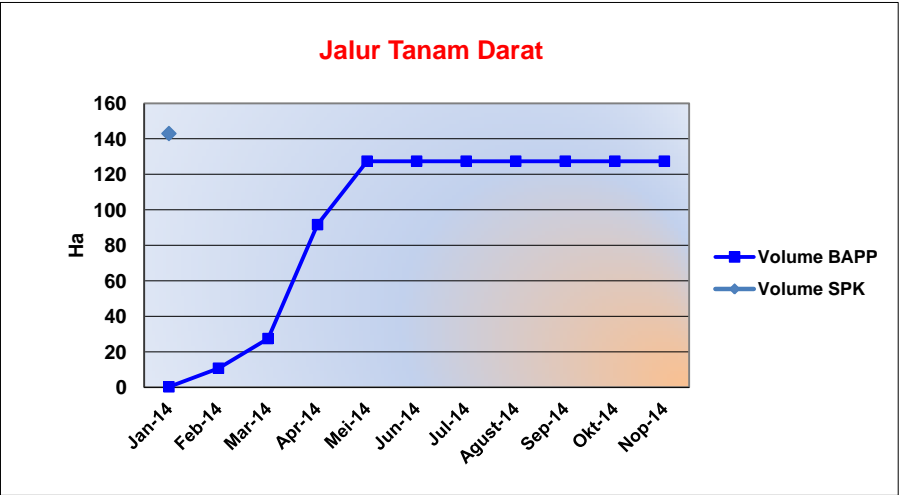




PROGRESS REPORT - Kebun Sungai Biru Plasma

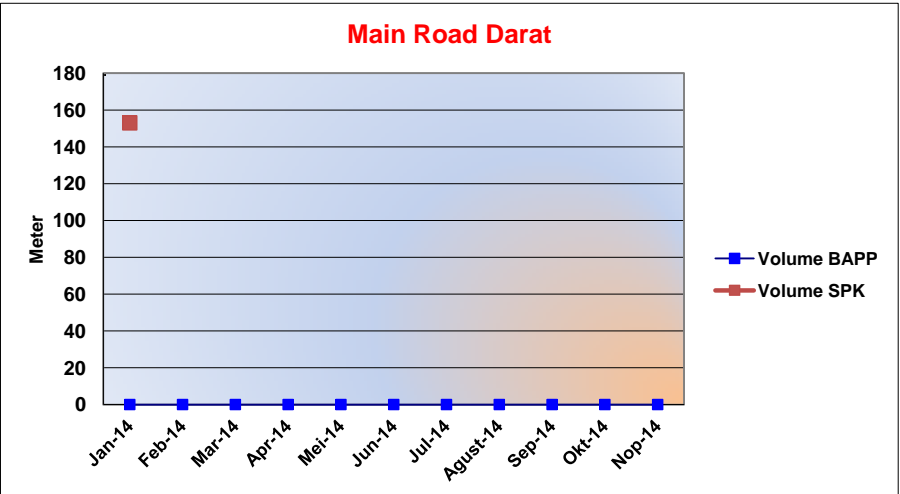
Chart & Detail Per Month

Jenis Pekerjaan	Unit	Vol SPK	Realisasi	%
Jalur Tanam Darat	Ha	143,00	127,44	89,12%



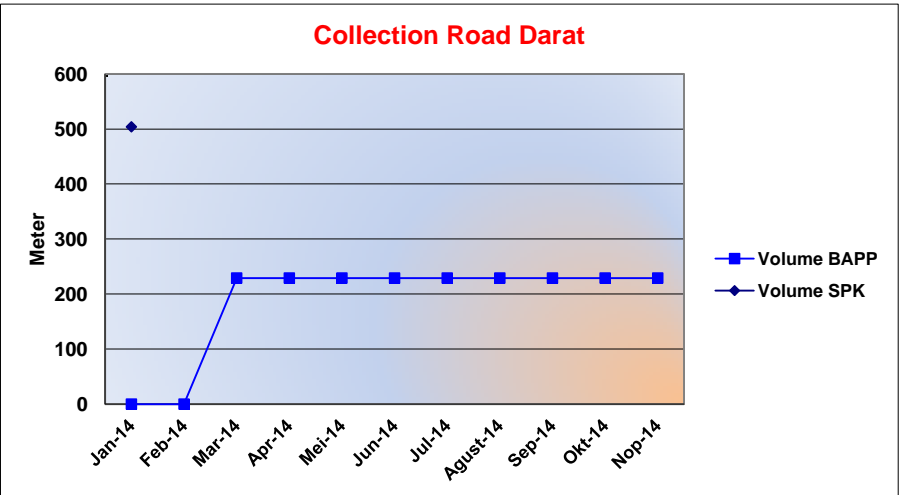
Bulan	Hasil per Bulan	Kumulatif
Jan-14	0,32	0,32
Feb-14	10,47	10,79
Mar-14	16,71	27,50
Apr-14	64,20	91,70
Mei-14	35,74	127,44
Jun-14	-	127,44
Jul-14	-	127,44
Agust-14	-	127,44
Sep-14	-	127,44
Okt-14	-	127,44
Nop-14	-	127,44
	127,44	

Jenis Pekerjaan	Unit	Vol SPK	Realisasi	%
Main Road Darat	Meter	153,00	-	0,00%



Bulan	Hasil per Bulan	Kumulatif
Jan-14	-	-
Feb-14	-	-
Mar-14	-	-
Apr-14	-	-
Mei-14	-	-
Jun-14	-	-
Jul-14	-	-
Agust-14	-	-
Sep-14	-	-
Okt-14	-	-
Nop-14	-	-
	-	-

Jenis Pekerjaan	Unit	Vol SPK	Realisasi	%
Collection Road Darat	Meter	504,00	229,18	45,47%

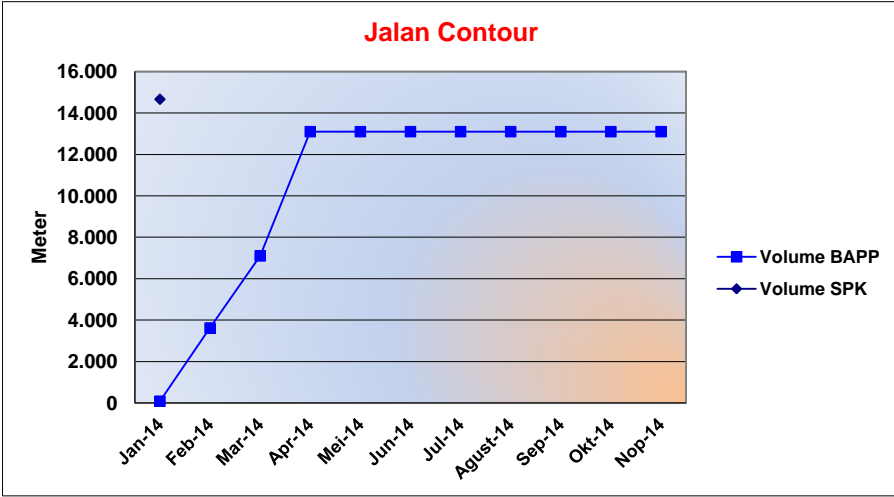


Bulan	Hasil per Bulan	Kumulatif
Jan-14	-	-
Feb-14	-	-
Mar-14	229,18	229,18
Apr-14	-	229,18
Mei-14	-	229,18
Jun-14	-	229,18
Jul-14	-	229,18
Agust-14	-	229,18
Sep-14	-	229,18
Okt-14	-	229,18
Nop-14	-	229,18
	229,18	



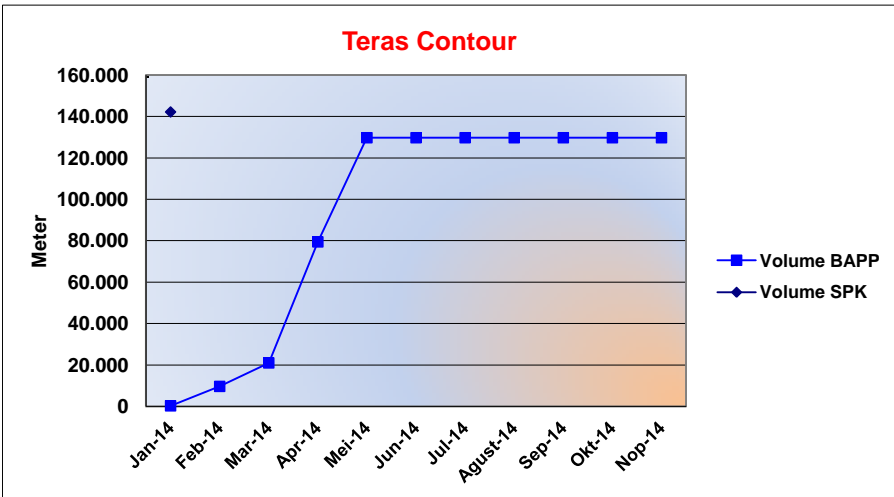
PROGRESS REPORT - Kebun Sungai Biru Plasma

Jenis Pekerjaan	Unit	Vol SPK	Realisasi	%
Jalan Contour	Meter	14.663,00	13.098,05	89,33%



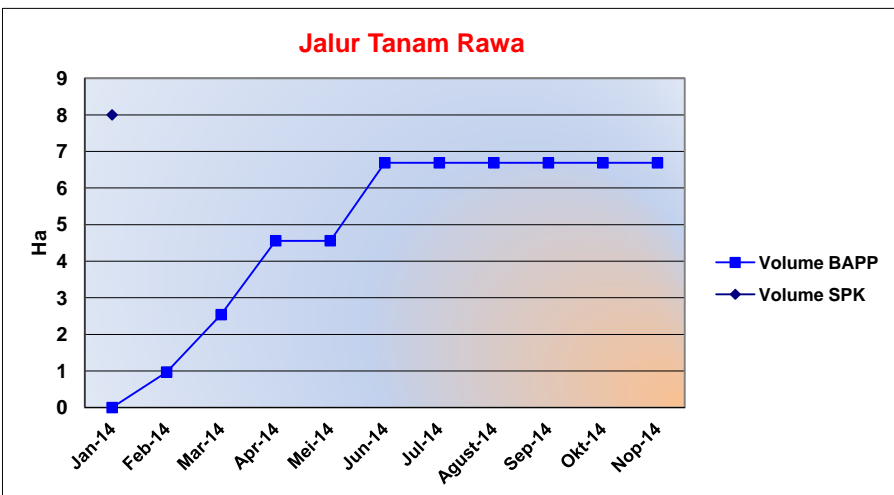
Bulan	Hasil per Bulan	Kumulatif
Jan-14	82,54	82,54
Feb-14	3.535,41	3.617,95
Mar-14	3.480,10	7.098,05
Apr-14	6.000,00	13.098,05
Mei-14	-	13.098,05
Jun-14	-	13.098,05
Jul-14	-	13.098,05
Agust-14	-	13.098,05
Sep-14	-	13.098,05
Okt-14	-	13.098,05
Nop-14	-	13.098,05
	13.098,05	

Jenis Pekerjaan	Unit	Vol SPK	Realisasi	%
Teras Contour	Meter	142.163,00	129.717,87	91,25%



Bulan	Hasil per Bulan	Kumulatif
Jan-14	256,45	256,45
Feb-14	9.389,99	9.646,44
Mar-14	11.333,26	20.979,70
Apr-14	58.436,06	79.415,76
Mei-14	50.302,11	129.717,87
Jun-14	-	129.717,87
Jul-14	-	129.717,87
Agust-14	-	129.717,87
Sep-14	-	129.717,87
Okt-14	-	129.717,87
Nop-14	-	129.717,87
	129.717,87	

Jenis Pekerjaan	Unit	Vol SPK	Realisasi	%
Jalur Tanam Rawa	Ha	8,00	6,69	83,63%

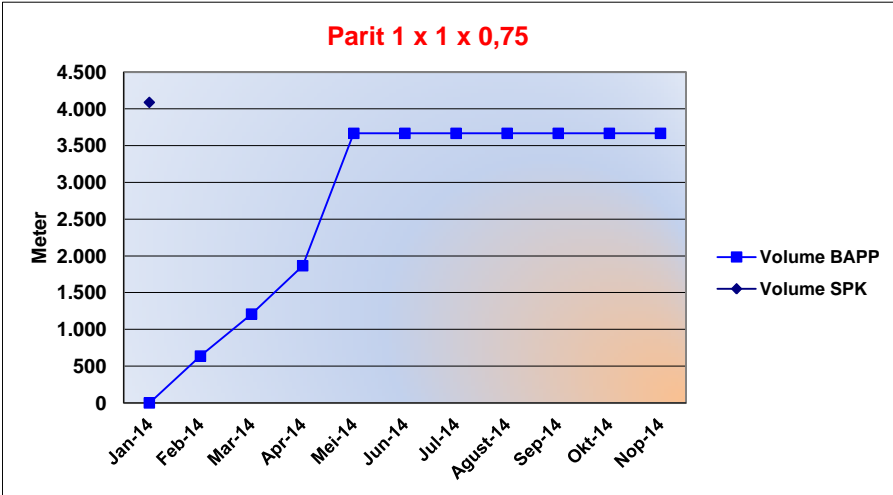


Bulan	Hasil per Bulan	Kumulatif
Jan-14	-	-
Feb-14	0,97	0,97
Mar-14	1,57	2,54
Apr-14	2,02	4,56
Mei-14	-	4,56
Jun-14	2,13	6,69
Jul-14	-	6,69
Agust-14	-	6,69
Sep-14	-	6,69
Okt-14	-	6,69
Nop-14	-	6,69
	6,69	



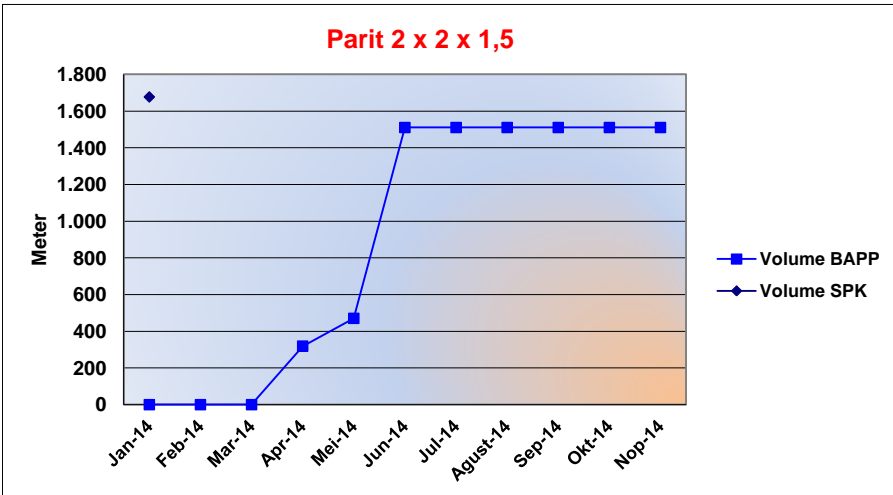
PROGRESS REPORT - Kebun Sungai Biru Plasma

Jenis Pekerjaan	Unit	Vol SPK	Realisasi	%
Parit 1 x 1 x 0,75	Meter	4.088,00	3.666,96	89,70%



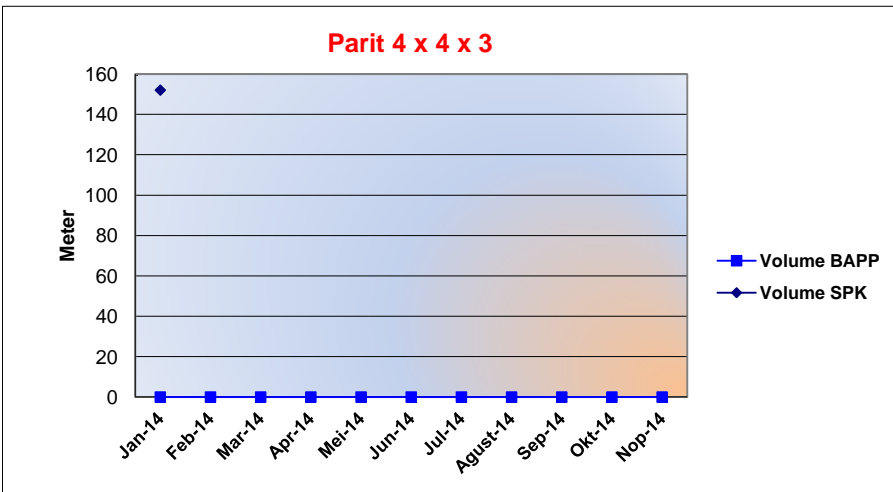
Bulan	Hasil per Bulan	Kumulatif
Jan-14	-	-
Feb-14	636,93	636,93
Mar-14	570,96	1.207,89
Apr-14	658,10	1.865,99
Mei-14	1.800,97	3.666,96
Jun-14	-	3.666,96
Jul-14	-	3.666,96
Agust-14	-	3.666,96
Sep-14	-	3.666,96
Okt-14	-	3.666,96
Nop-14	-	3.666,96
	3.666,96	

Jenis Pekerjaan	Unit	Vol SPK	Realisasi	%
Parit 2 x 2 x 1,5	Meter	1.677	1.510,36	90,06%



Bulan	Hasil per Bulan	Kumulatif
Jan-14	-	-
Feb-14	-	-
Mar-14	-	-
Apr-14	318,92	318,92
Mei-14	151,49	470,41
Jun-14	1.039,95	1.510,36
Jul-14	-	1.510,36
Agust-14	-	1.510,36
Sep-14	-	1.510,36
Okt-14	-	1.510,36
Nop-14	-	1.510,36
	1.510,36	

Jenis Pekerjaan	Unit	Vol SPK	Realisasi	%
Parit 4 x 4 x 3	Meter	152,00	-	0,00%

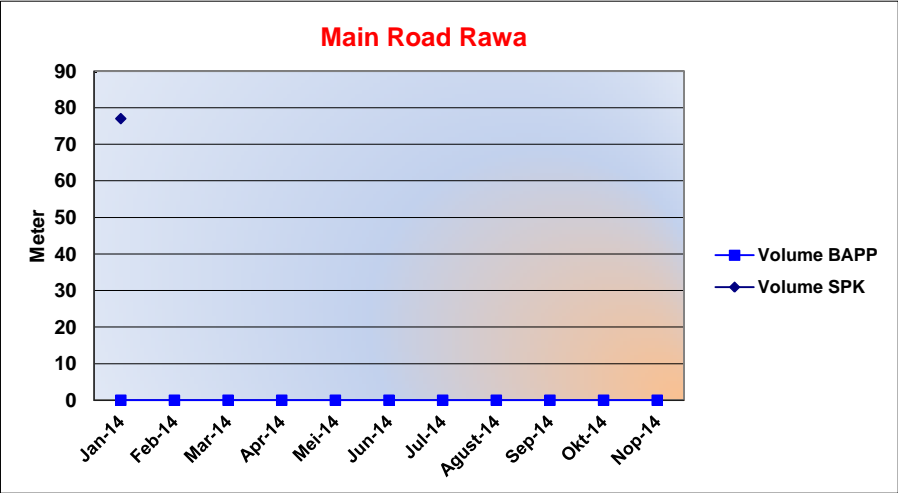


Bulan	Hasil per Bulan	Kumulatif
Jan-14	-	-
Feb-14	-	-
Mar-14	-	-
Apr-14	-	-
Mei-14	-	-
Jun-14	-	-
Jul-14	-	-
Agust-14	-	-
Sep-14	-	-
Okt-14	-	-
Nop-14	-	-
	-	-



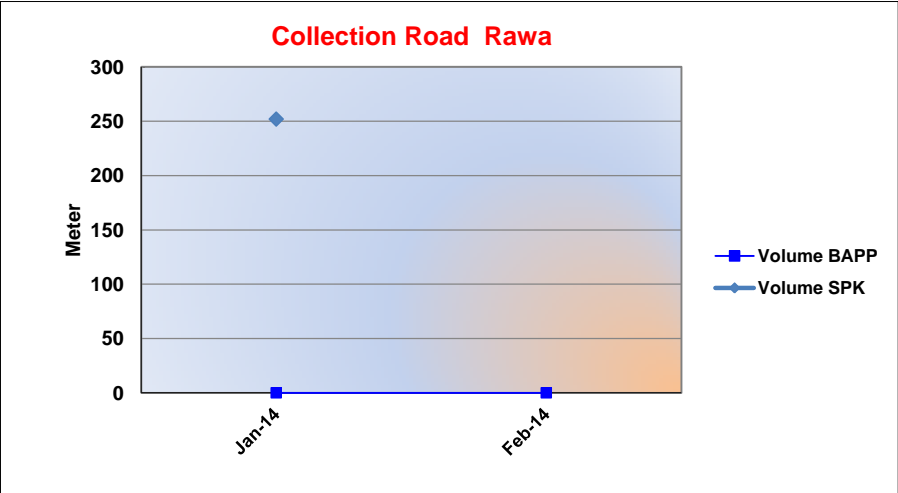
PROGRESS REPORT - Kebun Sungai Biru Plasma

Jenis Pekerjaan	Unit	Vol SPK	Realisasi	%
Main Road Rawa	Meter	77,00	-	0,00%



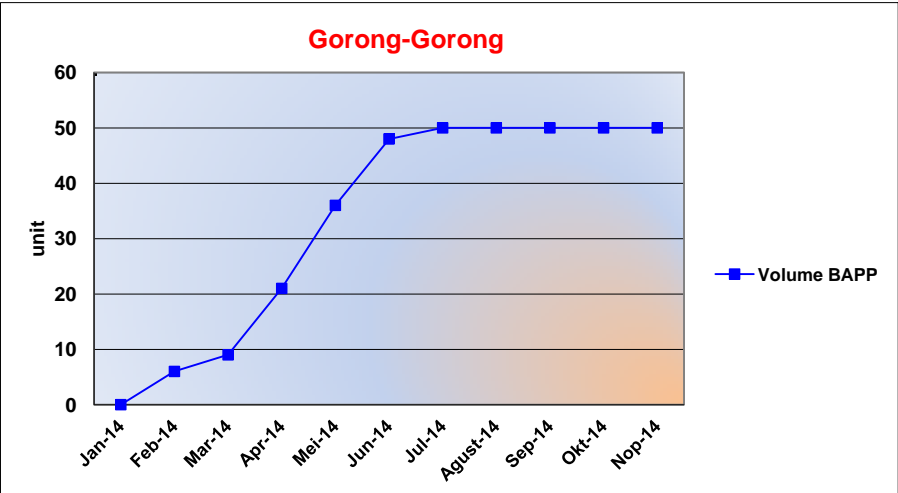
Bulan	Hasil per Bulan	Kumulatif
Jan-14	-	-
Feb-14	-	-
Mar-14	-	-
Apr-14	-	-
Mei-14	-	-
Jun-14	-	-
Jul-14	-	-
Agust-14	-	-
Sep-14	-	-
Okt-14	-	-
Nop-14	-	-
	-	-

Jenis Pekerjaan	Unit	Vol SPK	Realisasi	%
Collection Road Rawa	Meter	252,00	-	0,00%



Bulan	Hasil per Bulan	Kumulatif
Jan-14	-	-
Feb-14	-	-
Mar-14	-	-
Apr-14	-	-
Mei-14	-	-
Jun-14	-	-
Jul-14	-	-
Agust-14	-	-
Sep-14	-	-
Okt-14	-	-
Nop-14	-	-
	-	-

Jenis Pekerjaan	Unit	Vol SPK	Realisasi	%
Gorong-gorong	Unit	-	50,00	0,00%

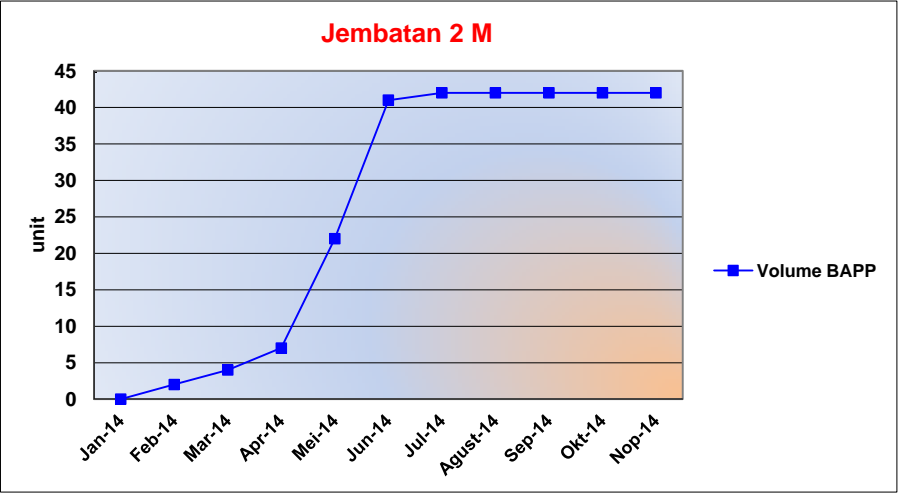


Bulan	Hasil per Bulan	Kumulatif
Jan-14	-	-
Feb-14	6,00	6,00
Mar-14	3,00	9,00
Apr-14	12,00	21,00
Mei-14	15,00	36,00
Jun-14	12,00	48,00
Jul-14	2,00	50,00
Agust-14	-	50,00
Sep-14	-	50,00
Okt-14	-	50,00
Nop-14	-	50,00
	50,00	



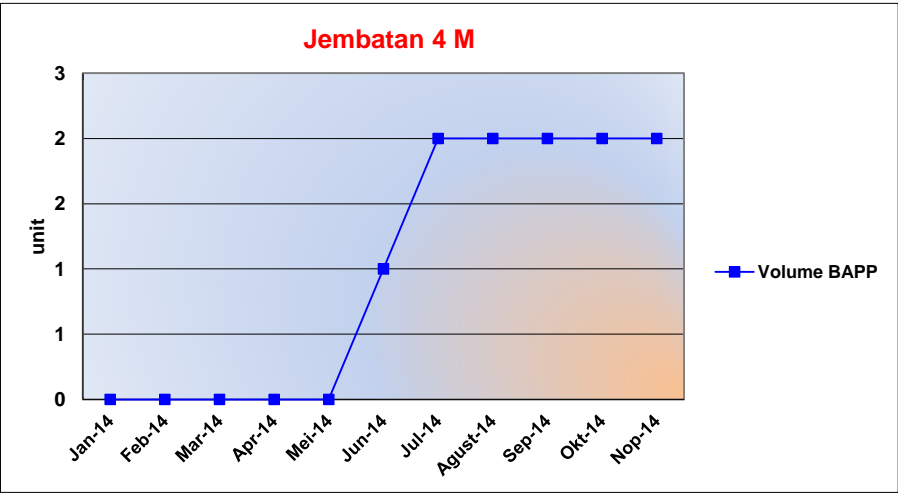
PROGRESS REPORT - Kebun Sungai Biru Plasma

Jenis Pekerjaan	Unit	Vol SPK	Realisasi	%
Jembatan 2 M	Unit	-	42,00	0,00%



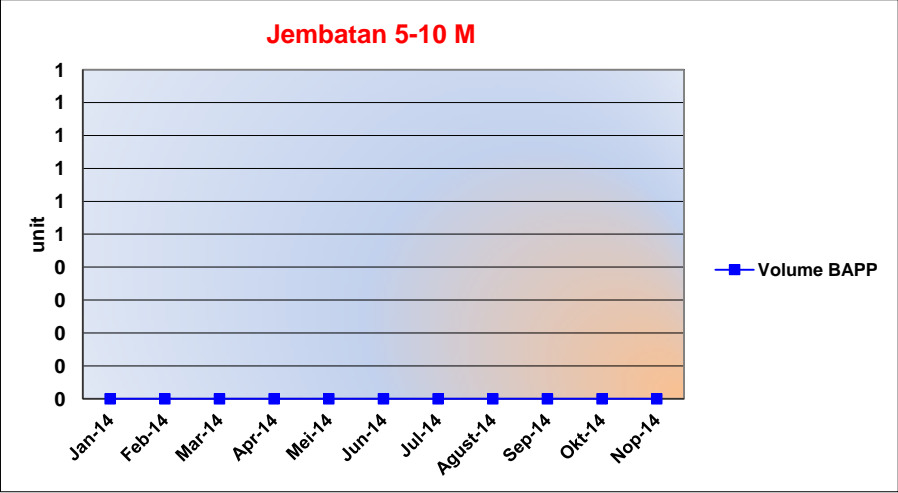
Bulan	Hasil per Bulan	Kumulatif
Jan-14	-	-
Feb-14	2,00	2,00
Mar-14	2,00	4,00
Apr-14	3,00	7,00
Mei-14	15,00	22,00
Jun-14	19,00	41,00
Jul-14	1,00	42,00
Agust-14	-	42,00
Sep-14	-	42,00
Okt-14	-	42,00
Nop-14	-	42,00
	42,00	

Jenis Pekerjaan	Unit	Vol SPK	Realisasi	%
Jembatan 4 M	Unit	-	2,00	0,00%



Bulan	Hasil per Bulan	Kumulatif
Jan-14	-	-
Feb-14	-	-
Mar-14	-	-
Apr-14	-	-
Mei-14	-	-
Jun-14	1,00	1,00
Jul-14	1,00	2,00
Agust-14	-	2,00
Sep-14	-	2,00
Okt-14	-	2,00
Nop-14	-	2,00
	2,00	

Jenis Pekerjaan	Unit	Vol SPK	Realisasi	%
Jembatan 5-10 M	Unit	-	-	0,00%

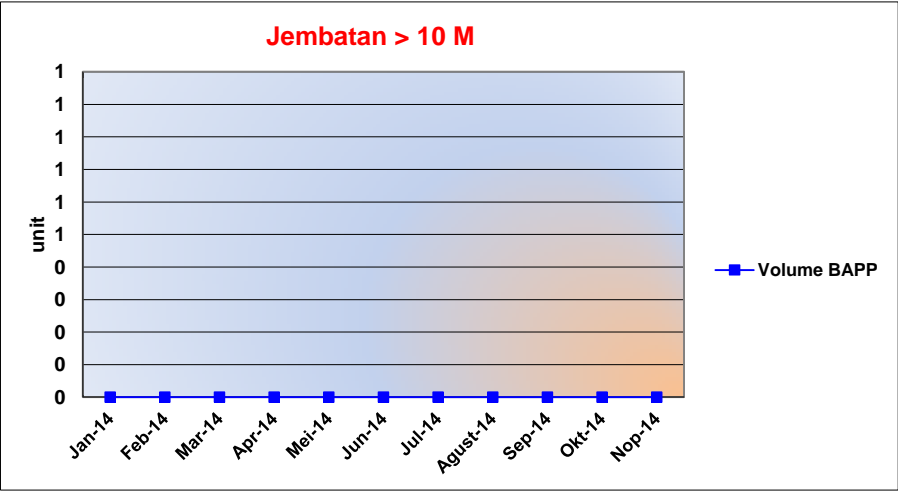


Bulan	Hasil per Bulan	Kumulatif
Jan-14	-	-
Feb-14	-	-
Mar-14	-	-
Apr-14	-	-
Mei-14	-	-
Jun-14	-	-
Jul-14	-	-
Agust-14	-	-
Sep-14	-	-
Okt-14	-	-
Nop-14	-	-
	-	-



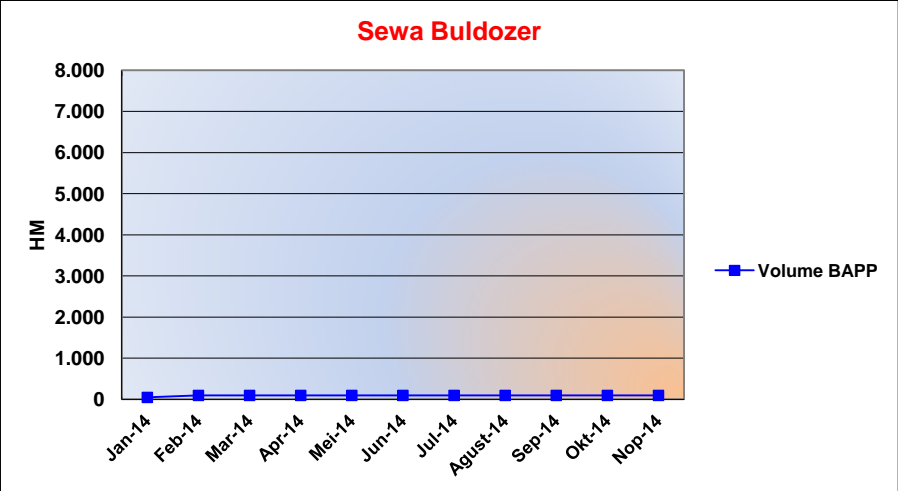
PROGRESS REPORT - Kebun Sungai Biru Plasma

Jenis Pekerjaan	Unit	Vol SPK	Realisasi	%
Jembatan > 10 M	Unit	-	-	0,00%



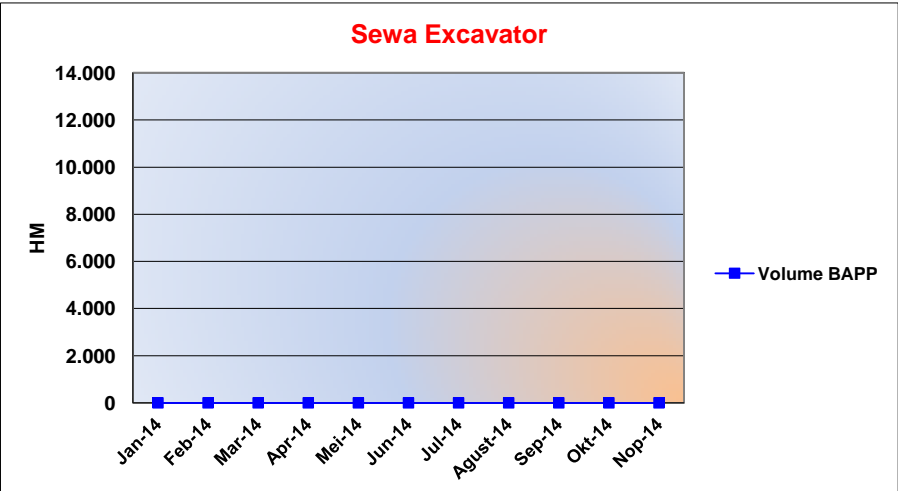
Bulan	Hasil per Bulan	Kumulatif
Jan-14	-	-
Feb-14	-	-
Mar-14	-	-
Apr-14	-	-
Mei-14	-	-
Jun-14	-	-
Jul-14	-	-
Agust-14	-	-
Sep-14	-	-
Okt-14	-	-
Nop-14	-	-
	-	-

Jenis Pekerjaan	Unit	Vol SPK	Realisasi	%
Sewa Buldozer	HM	-	95,30	0,00%



Bulan	Hasil per Bulan	Kumulatif
Jan-14	46,70	46,70
Feb-14	48,60	95,30
Mar-14	-	95,30
Apr-14	-	95,30
Mei-14	-	95,30
Jun-14	-	95,30
Jul-14	-	95,30
Agust-14	-	95,30
Sep-14	-	95,30
Okt-14	-	95,30
Nop-14	-	95,30
	95,30	

Jenis Pekerjaan	Unit	Vol SPK	Realisasi	%
Sewa Excavator	HM	-	-	0,00%

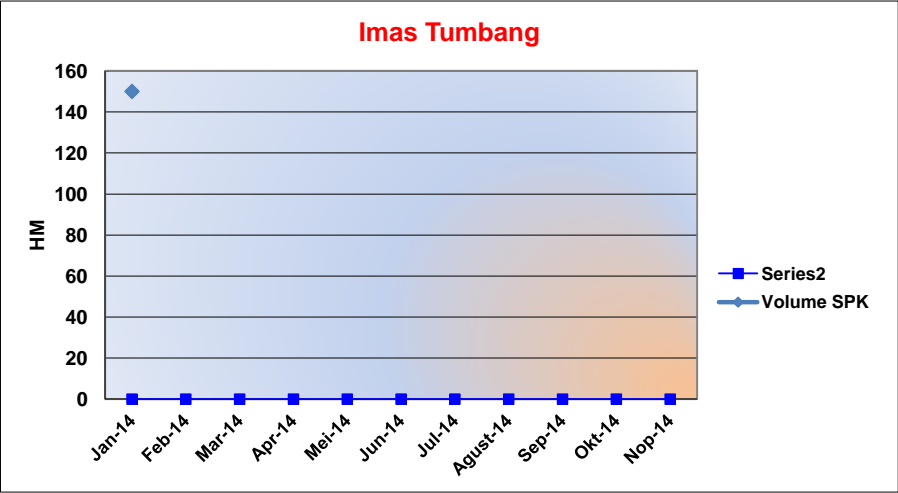


Bulan	Hasil per Bulan	Kumulatif
Jan-14	-	-
Feb-14	-	-
Mar-14	-	-
Apr-14	-	-
Mei-14	-	-
Jun-14	-	-
Jul-14	-	-
Agust-14	-	-
Sep-14	-	-
Okt-14	-	-
Nop-14	-	-
	-	-



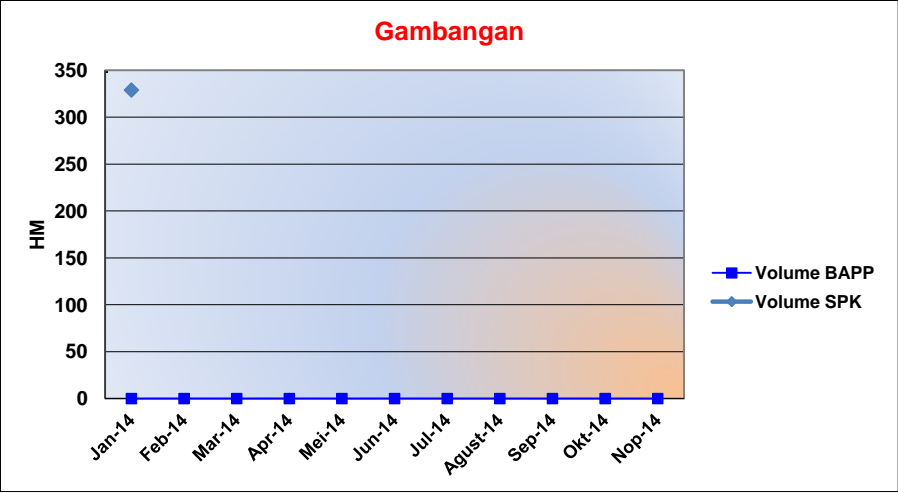
PROGRESS REPORT - Kebun Sungai Biru Plasma

Jenis Pekerjaan	Unit	Vol SPK	Realisasi	%
Imas Tumbang	Ha	150,00	-	0,00%



Bulan	Hasil per Bulan	Kumulatif
Jan-14	-	-
Feb-14	-	-
Mar-14	-	-
Apr-14	-	-
Mei-14	-	-
Jun-14	-	-
Jul-14	-	-
Agust-14	-	-
Sep-14	-	-
Okt-14	-	-
Nop-14	-	-
	-	-

Jenis Pekerjaan	Unit	Vol SPK	Realisasi	%
Gambangan	HM	329,00	-	0,00%



Bulan	Hasil per Bulan	Kumulatif
Jan-14	-	-
Feb-14	-	-
Mar-14	-	-
Apr-14	-	-
Mei-14	-	-
Jun-14	-	-
Jul-14	-	-
Agust-14	-	-
Sep-14	-	-
Okt-14	-	-
Nop-14	-	-
	-	-