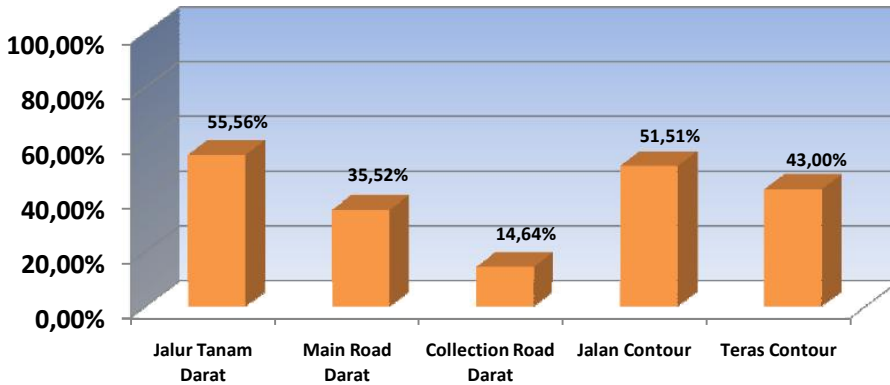
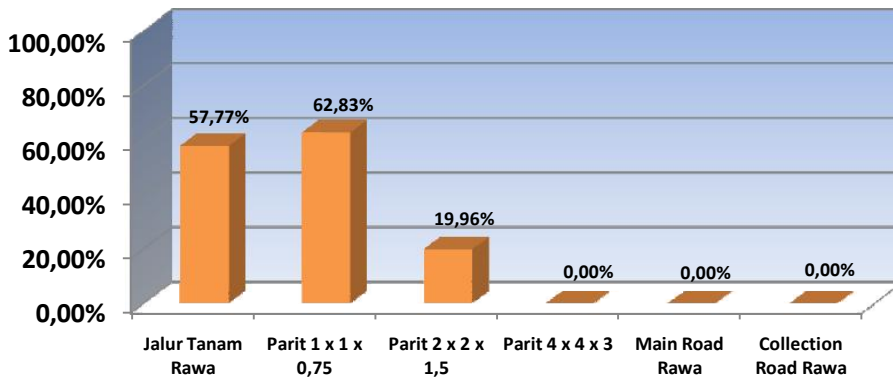


**PROGRESS REPORT - Kebun Sungai Biru Plasma**

KONTRAK NO :

1. 146/SBIA/JKTO/12/2012-Jalur Tanam, BPRT, & PJLN
2. 146/SBIA/JKTO/12/2012-SWAB

Jenis Pekerjaan	Unit	Vol SPK 1 Jan '13 s.d. 31 Des '13	Realisasi			%
			AKUMULASI S.D BULAN LALU	BAPP Des 2013	S.D BAPP Des 2013	
Bulldozer						
Jalur Tanam Darat	Ha	225,00	125,01	-	125,01	55,56%
Main Road Darat	Meter	1.989,00	706,50	-	706,50	35,52%
Collection Road Darat	Meter	6.552,00	959,48	-	959,48	14,64%
Jalan Contour	Meter	50.963,00	26.251,74	-	26.251,74	51,51%
Teras Contour	Meter	200.700,00	86.304,77	-	86.304,77	43,00%
Sewa Buldozer	HM		561,70	-	561,70	
Excavator						
Jalur Tanam Rawa	Ha	75,00	43,33	-	43,33	57,77%
Parit 1 x 1 x 0,75	Meter	7.725,00	4.853,87	-	4.853,87	62,83%
Parit 2 x 2 x 1,5	Meter	24.868,00	4.962,60	-	4.962,60	19,96%
Parit 4 x 4 x 3	Meter	990,00	-	-	-	0,00%
Main Road Rawa	Meter	459,00	-	-	-	0,00%
Collection Road Rawa	Meter	1.512,00	-	-	-	0,00%
Gorong-gorong	Unit		59,00	-	59,00	
Jembatan 2 M	Unit		17,00	-	17,00	
Jembatan 4 M	Unit		3,00	-	3,00	
Jembatan 5-10 M	Unit		-	-	-	
Jembatan > 10 M	Unit		-	-	-	
Sewa Excavator	HM		709,90	-	709,90	
Imas Tumbang	Ha	300,00	-	-	-	0,00%

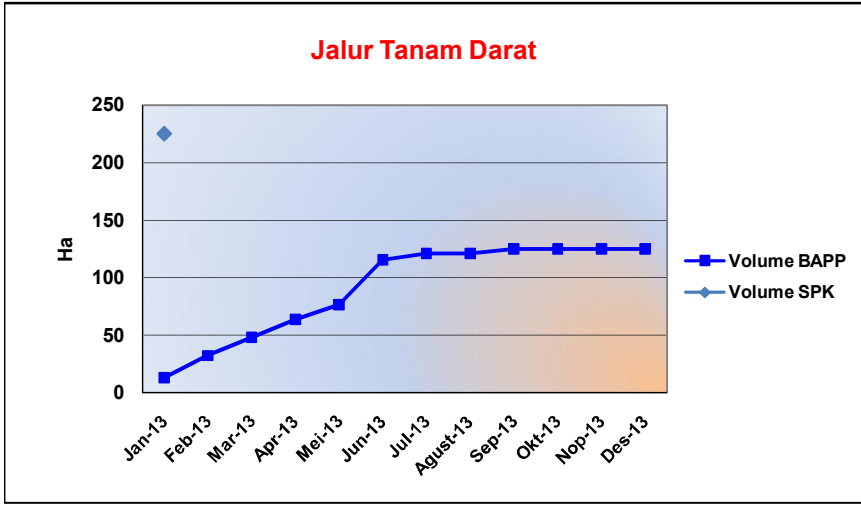
Pekerjaan Bulldozer**Pekerjaan Excavator**



PROGRESS REPORT - Kebun Sungai Biru Plasma

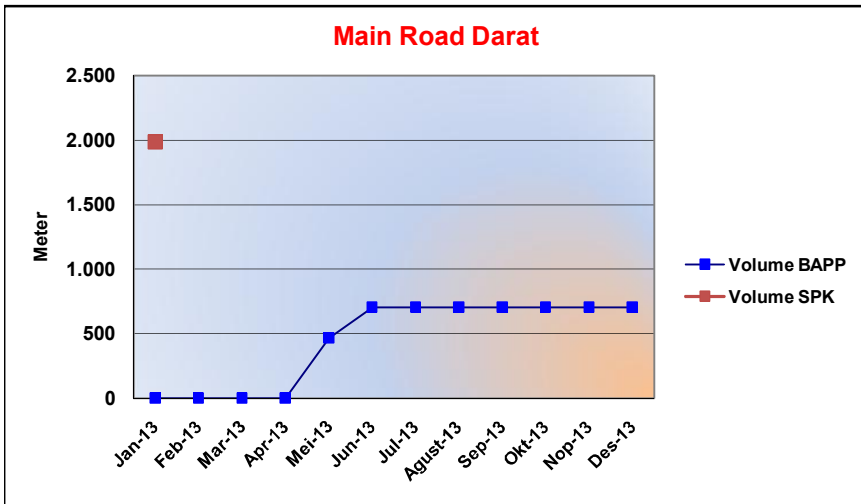
Chart & Detail Per Month

Jenis Pekerjaan	Unit	Vol SPK	Realisasi	%
Jalur Tanam Darat	Ha	225,00	125,01	55,56%



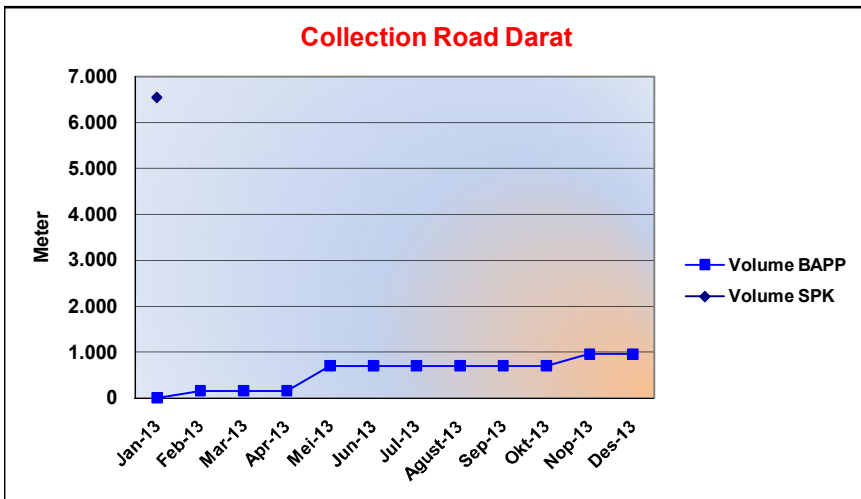
Bulan	Hasil per Bulan	Kumulatif
Jan-13	13,07	13,07
Feb-13	19,25	32,32
Mar-13	15,78	48,10
Apr-13	15,56	63,66
Mei-13	12,77	76,43
Jun-13	39,01	115,44
Jul-13	5,43	120,87
Agust-13	-	120,87
Sep-13	4,14	125,01
Okt-13	-	125,01
Nop-13	-	125,01
Des-13	-	125,01
	125,01	

Jenis Pekerjaan	Unit	Vol SPK	Realisasi	%
Main Road Darat	Meter	1.989,00	706,50	35,52%



Bulan	Hasil per Bulan	Kumulatif
Jan-13	-	-
Feb-13	-	-
Mar-13	-	-
Apr-13	-	-
Mei-13	468,83	468,83
Jun-13	237,67	706,50
Jul-13	-	706,50
Agust-13	-	706,50
Sep-13	-	706,50
Okt-13	-	706,50
Nop-13	-	706,50
Des-13	-	706,50
	706,50	

Jenis Pekerjaan	Unit	Vol SPK	Realisasi	%
Collection Road Darat	Meter	6.552,00	959,48	14,64%

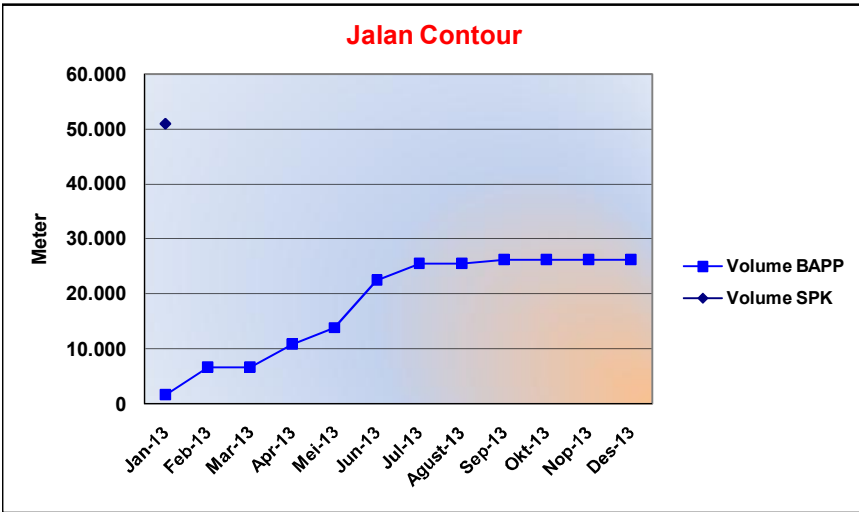


Bulan	Hasil per Bulan	Kumulatif
Jan-13	-	-
Feb-13	153,64	153,64
Mar-13	-	153,64
Apr-13	-	153,64
Mei-13	548,06	701,70
Jun-13	-	701,70
Jul-13	-	701,70
Agust-13	-	701,70
Sep-13	-	701,70
Okt-13	-	701,70
Nop-13	257,78	959,48
Des-13	-	959,48
	959,48	



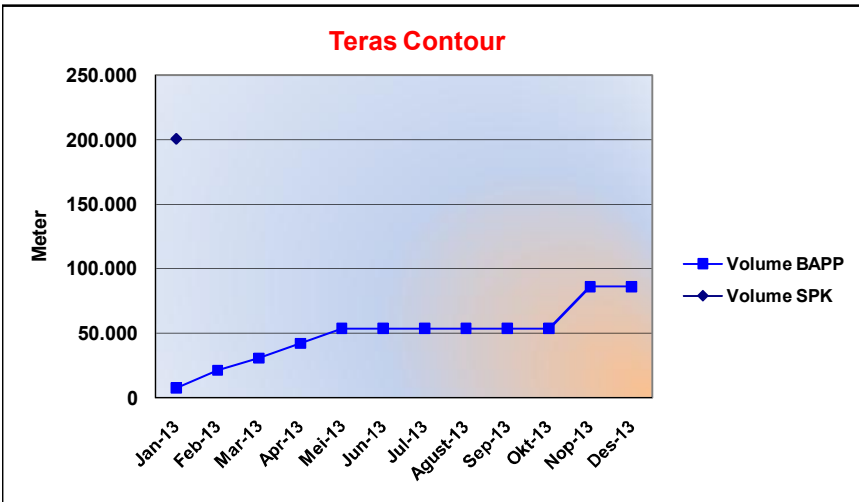
PROGRESS REPORT - Kebun Sungai Biru Plasma

Jenis Pekerjaan	Unit	Vol SPK	Realisasi	%
Jalan Contour	Meter	50.963,00	26.251,74	51,51%



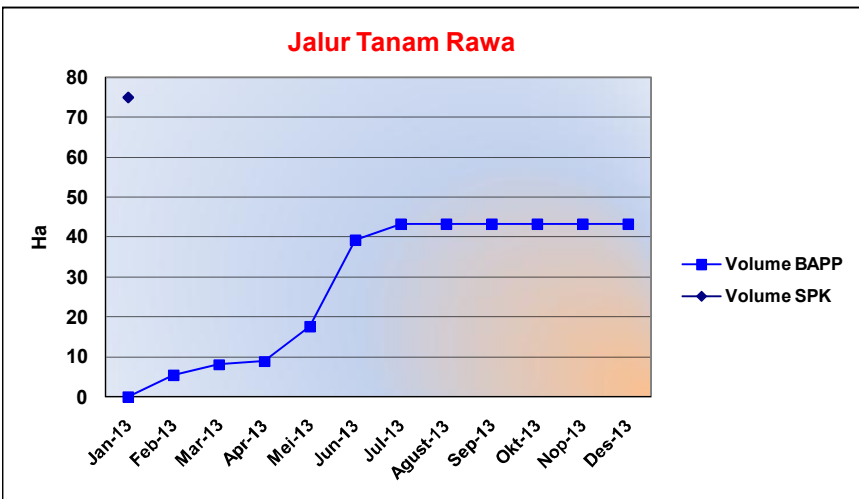
Bulan	Hasil per Bulan	Kumulatif
Jan-13	1.667,03	1.667,03
Feb-13	5.015,95	6.682,98
Mar-13	-	6.682,98
Apr-13	4.208,17	10.891,15
Mei-13	2.957,19	13.848,34
Jun-13	8.624,78	22.473,12
Jul-13	3.071,03	25.544,15
Agust-13	-	25.544,15
Sep-13	707,59	26.251,74
Okt-13	-	26.251,74
Nop-13	-	26.251,74
Des-13	-	26.251,74
	26.251,74	

Jenis Pekerjaan	Unit	Vol SPK	Realisasi	%
Teras Contour	Meter	200.700,00	86.304,77	43,00%



Bulan	Hasil per Bulan	Kumulatif
Jan-13	7.339,84	7.339,84
Feb-13	13.865,19	21.205,03
Mar-13	9.463,65	30.668,68
Apr-13	11.311,47	41.980,15
Mei-13	11.771,88	53.752,03
Jun-13	-	53.752,03
Jul-13	-	53.752,03
Agust-13	-	53.752,03
Sep-13	-	53.752,03
Okt-13	-	53.752,03
Nop-13	32.552,74	86.304,77
Des-13	-	86.304,77
	86.304,77	

Jenis Pekerjaan	Unit	Vol SPK	Realisasi	%
Jalur Tanam Rawa	Ha	75,00	43,33	57,77%

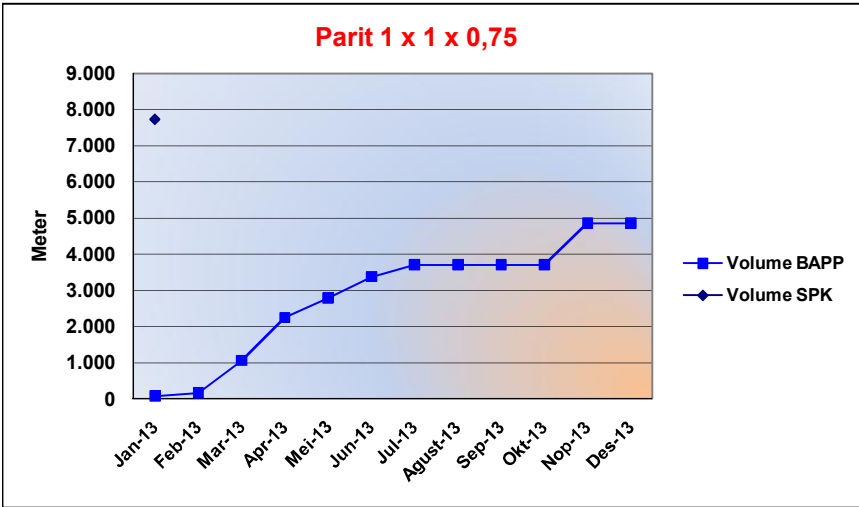


Bulan	Hasil per Bulan	Kumulatif
Jan-13	-	-
Feb-13	5,48	5,48
Mar-13	2,64	8,12
Apr-13	0,80	8,92
Mei-13	8,77	17,69
Jun-13	21,58	39,27
Jul-13	4,06	43,33
Agust-13	-	43,33
Sep-13	-	43,33
Okt-13	-	43,33
Nop-13	-	43,33
Des-13	-	43,33
	43,33	



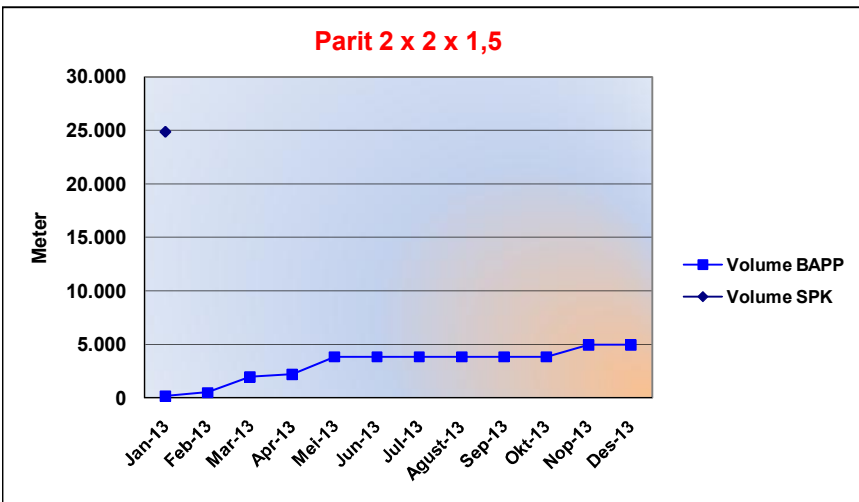
PROGRESS REPORT - Kebun Sungai Biru Plasma

Jenis Pekerjaan	Unit	Vol SPK	Realisasi	%
Parit 1 x 1 x 0,75	Meter	7.725,00	4.853,87	62,83%



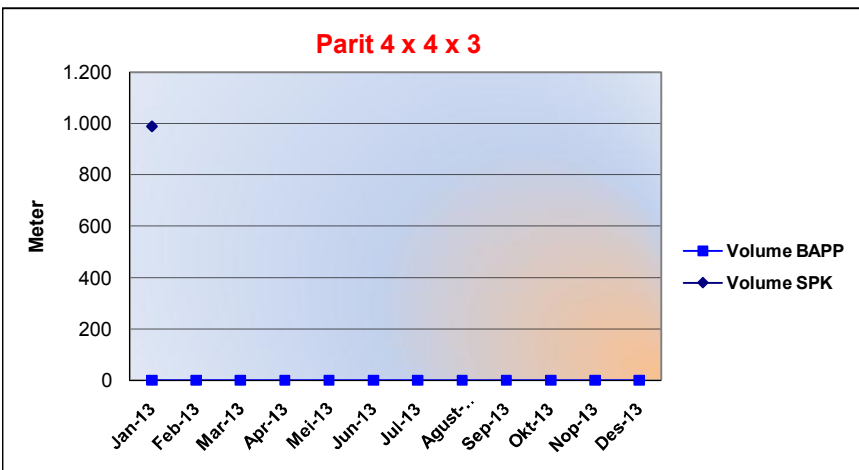
Bulan	Hasil per Bulan	Kumulatif
Jan-13	69,54	69,54
Feb-13	87,30	156,84
Mar-13	895,82	1.052,66
Apr-13	1.188,55	2.241,21
Mei-13	544,21	2.785,42
Jun-13	585,13	3.370,55
Jul-13	333,07	3.703,62
Agust-13	-	3.703,62
Sep-13	-	3.703,62
Okt-13	-	3.703,62
Nop-13	1.150,25	4.853,87
Des-13	-	4.853,87
	4.853,87	

Jenis Pekerjaan	Unit	Vol SPK	Realisasi	%
Parit 2 x 2 x 1,5	Meter	24.868	4.962,60	19,96%



Bulan	Hasil per Bulan	Kumulatif
Jan-13	162,10	162,10
Feb-13	346,45	508,55
Mar-13	1.456,75	1.965,30
Apr-13	242,12	2.207,42
Mei-13	1.632,88	3.840,30
Jun-13	-	3.840,30
Jul-13	-	3.840,30
Agust-13	-	3.840,30
Sep-13	-	3.840,30
Okt-13	-	3.840,30
Nop-13	1.122,30	4.962,60
Des-13	-	4.962,60
	4.962,60	

Jenis Pekerjaan	Unit	Vol SPK	Realisasi	%
Parit 4 x 4 x 3	Meter	990,00	-	0,00%

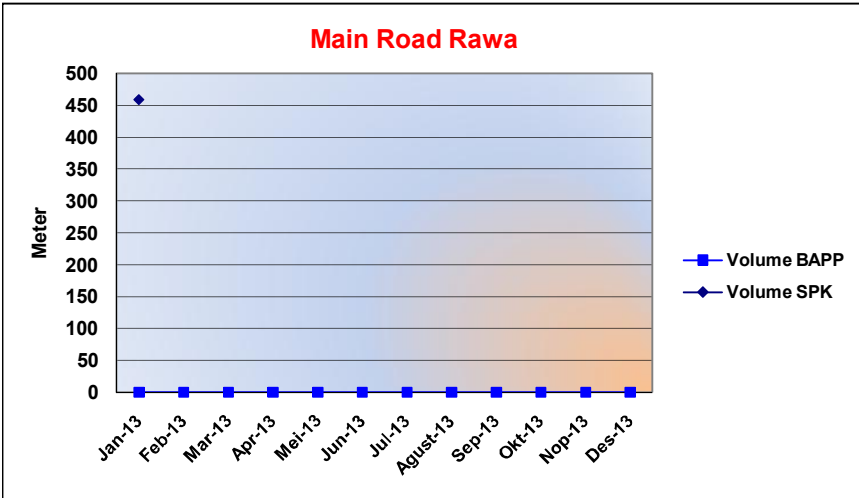


Bulan	Hasil per Bulan	Kumulatif
Jan-13	-	-
Feb-13	-	-
Mar-13	-	-
Apr-13	-	-
Mei-13	-	-
Jun-13	-	-
Jul-13	-	-
Agust-13	-	-
Sep-13	-	-
Okt-13	-	-
Nop-13	-	-
Des-13	-	-
	-	-



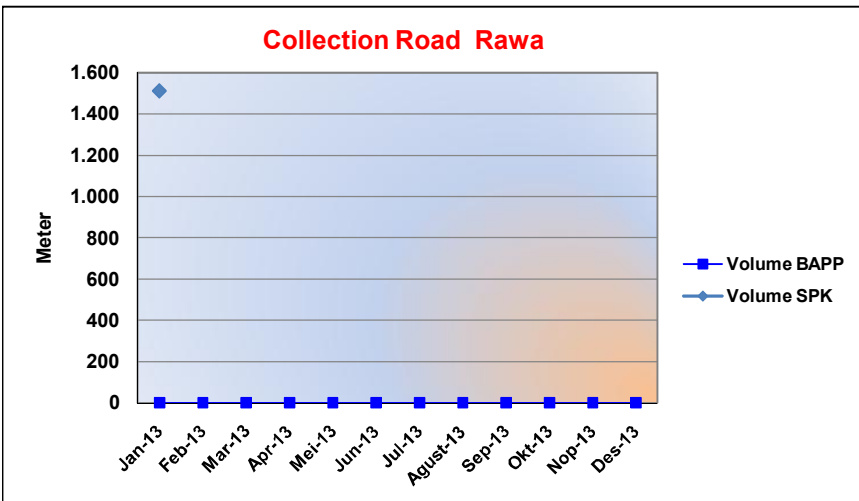
PROGRESS REPORT - Kebun Sungai Biru Plasma

Jenis Pekerjaan	Unit	Vol SPK	Realisasi	%
Main Road Rawa	Meter	459,00	-	0,00%



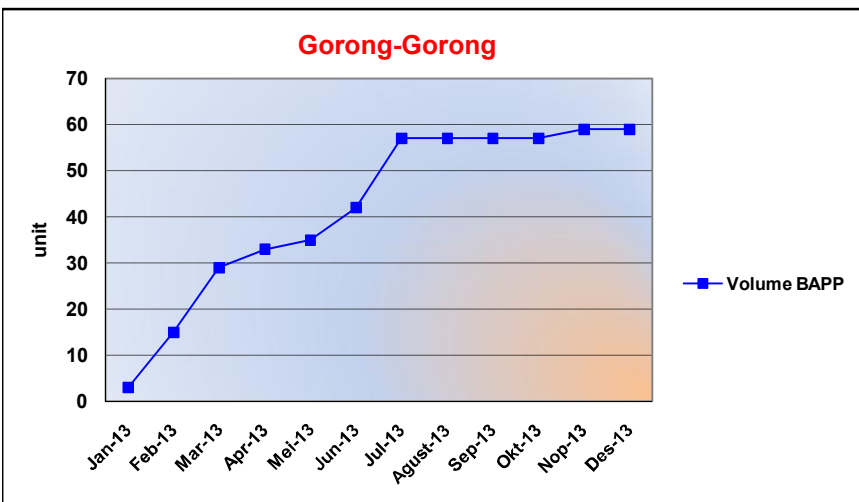
Bulan	Hasil per Bulan	Kumulatif
Jan-13	-	-
Feb-13	-	-
Mar-13	-	-
Apr-13	-	-
Mei-13	-	-
Jun-13	-	-
Juli-13	-	-
Agust-13	-	-
Sep-13	-	-
Okt-13	-	-
Nop-13	-	-
Des-13	-	-
	-	-

Jenis Pekerjaan	Unit	Vol SPK	Realisasi	%
Collection Road Rawa	Meter	1.512,00	-	0,00%



Bulan	Hasil per Bulan	Kumulatif
Jan-13	-	-
Feb-13	-	-
Mar-13	-	-
Apr-13	-	-
Mei-13	-	-
Jun-13	-	-
Juli-13	-	-
Agust-13	-	-
Sep-13	-	-
Okt-13	-	-
Nop-13	-	-
Des-13	-	-
	-	-

Jenis Pekerjaan	Unit	Vol SPK	Realisasi	%
Gorong-gorong	Unit	-	59,00	0,00%

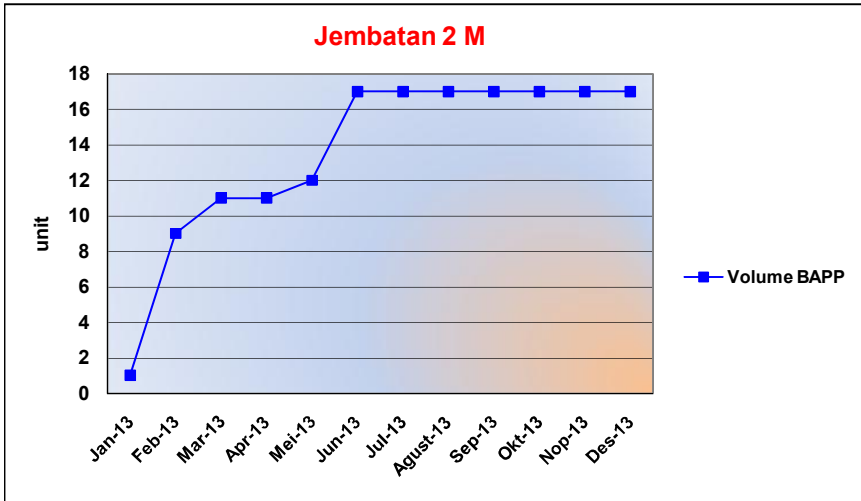


Bulan	Hasil per Bulan	Kumulatif
Jan-13	3,00	3,00
Feb-13	12,00	15,00
Mar-13	14,00	29,00
Apr-13	4,00	33,00
Mei-13	2,00	35,00
Jun-13	7,00	42,00
Juli-13	15,00	57,00
Agust-13	-	57,00
Sep-13	-	57,00
Okt-13	-	57,00
Nop-13	2,00	59,00
Des-13	-	59,00
	59,00	



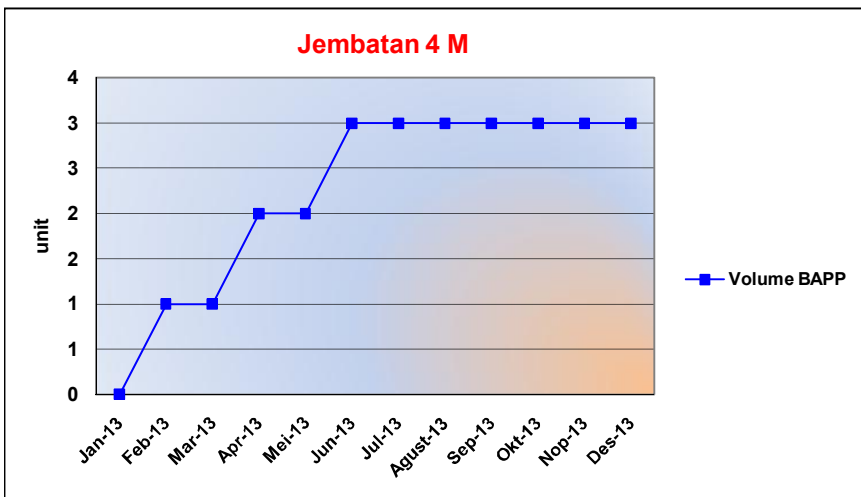
PROGRESS REPORT - Kebun Sungai Biru Plasma

Jenis Pekerjaan	Unit	Vol SPK	Realisasi	%
Jembatan 2 M	Unit	-	17,00	0,00%



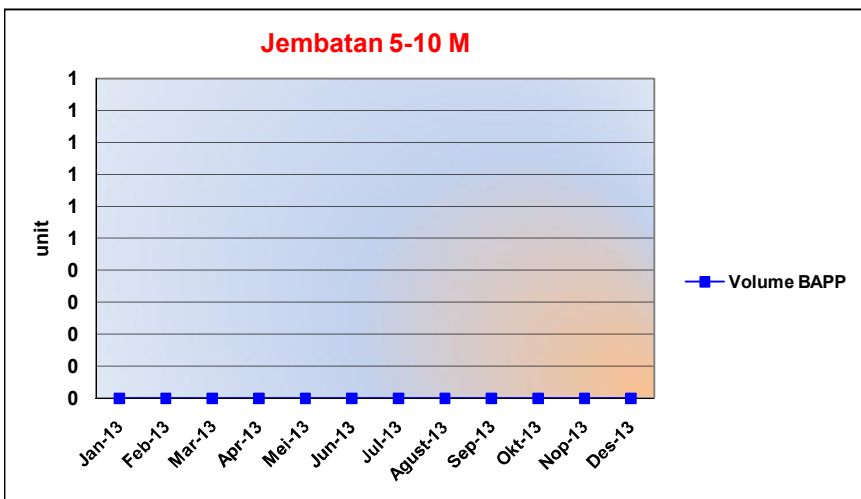
Bulan	Hasil per Bulan	Kumulatif
Jan-13	1,00	1,00
Feb-13	8,00	9,00
Mar-13	2,00	11,00
Apr-13	-	11,00
Mei-13	1,00	12,00
Jun-13	5,00	17,00
Jul-13	-	17,00
Agust-13	-	17,00
Sep-13	-	17,00
Okt-13	-	17,00
Nop-13	-	17,00
Des-13	-	17,00
	17,00	

Jenis Pekerjaan	Unit	Vol SPK	Realisasi	%
Jembatan 4 M	Unit	-	3,00	0,00%



Bulan	Hasil per Bulan	Kumulatif
Jan-13	-	-
Feb-13	1,00	1,00
Mar-13	-	1,00
Apr-13	1,00	2,00
Mei-13	-	2,00
Jun-13	1,00	3,00
Jul-13	-	3,00
Agust-13	-	3,00
Sep-13	-	3,00
Okt-13	-	3,00
Nop-13	-	3,00
Des-13	-	3,00
	3,00	

Jenis Pekerjaan	Unit	Vol SPK	Realisasi	%
Jembatan 5-10 M	Unit	-	-	0,00%

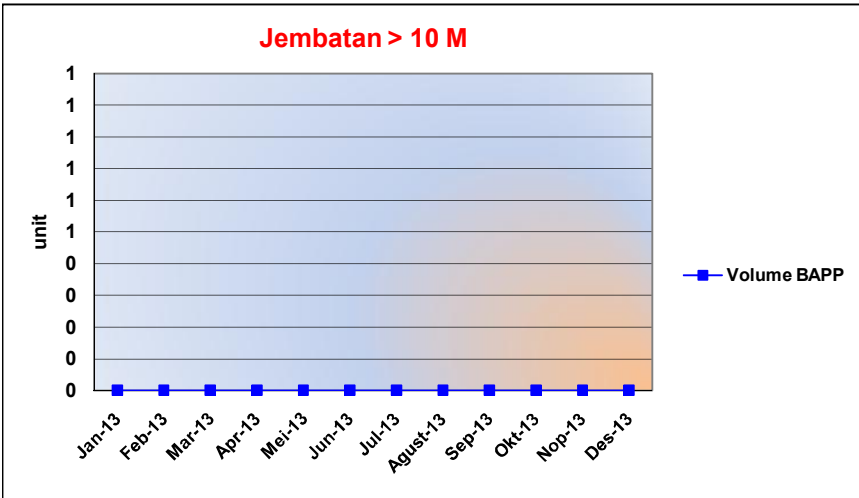


Bulan	Hasil per Bulan	Kumulatif
Jan-13	-	-
Feb-13	-	-
Mar-13	-	-
Apr-13	-	-
Mei-13	-	-
Jun-13	-	-
Jul-13	-	-
Agust-13	-	-
Sep-13	-	-
Okt-13	-	-
Nop-13	-	-
Des-13	-	-
	-	-



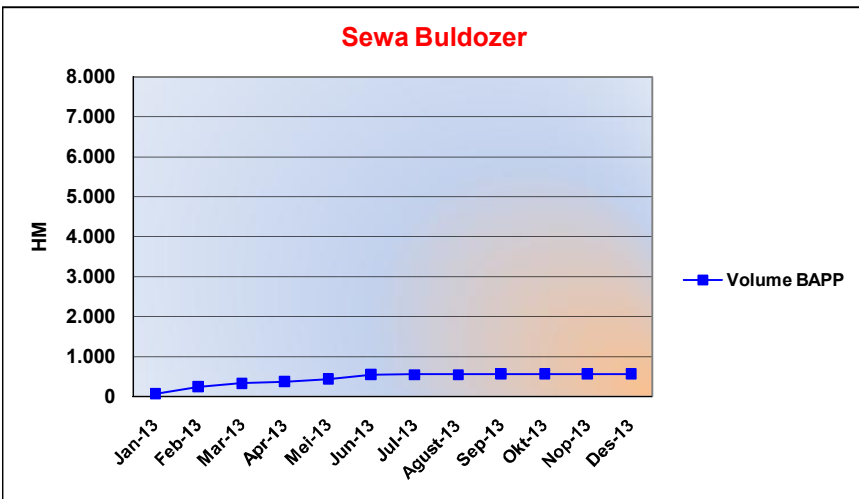
PROGRESS REPORT - Kebun Sungai Biru Plasma

Jenis Pekerjaan	Unit	Vol SPK	Realisasi	%
Jembatan > 10 M	Unit	-	-	0,00%



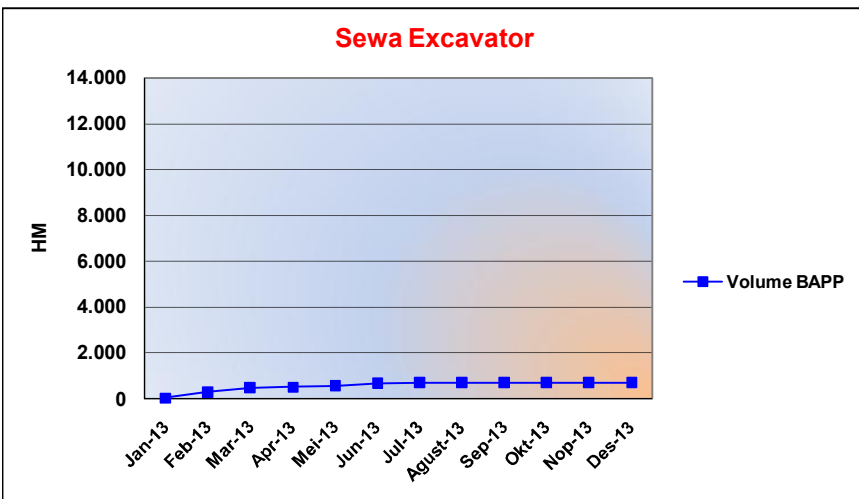
Bulan	Hasil per Bulan	Kumulatif
Jan-13	-	-
Feb-13	-	-
Mar-13	-	-
Apr-13	-	-
Mei-13	-	-
Jun-13	-	-
Jul-13	-	-
Agust-13	-	-
Sep-13	-	-
Okt-13	-	-
Nop-13	-	-
Des-13	-	-
	-	-

Jenis Pekerjaan	Unit	Vol SPK	Realisasi	%
Sewa Buldozer	HM	-	561,70	0,00%



Bulan	Hasil per Bulan	Kumulatif
Jan-13	66,80	66,80
Feb-13	176,30	243,10
Mar-13	86,90	330,00
Apr-13	44,50	374,50
Mei-13	59,00	433,50
Jun-13	115,20	548,70
Jul-13	8,00	556,70
Agust-13	-	556,70
Sep-13	5,00	561,70
Okt-13	-	561,70
Nop-13	-	561,70
Des-13	-	561,70
	561,70	

Jenis Pekerjaan	Unit	Vol SPK	Realisasi	%
Sewa Excavator	HM	-	709,90	0,00%

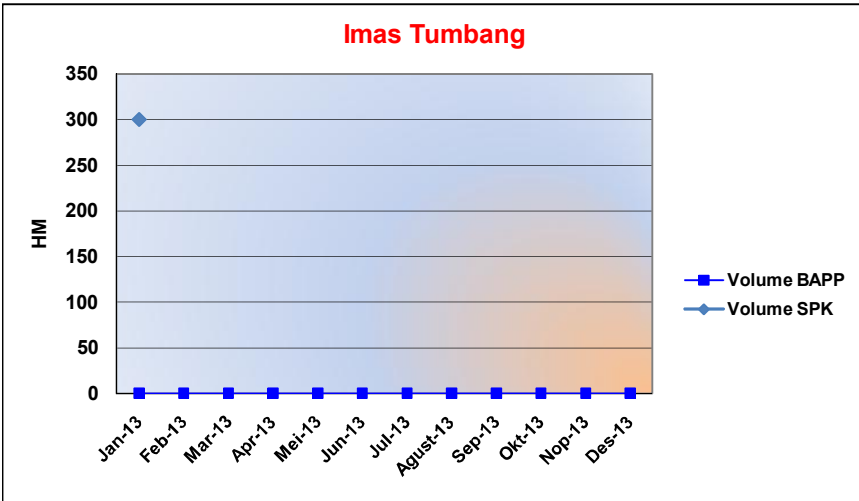


Bulan	Hasil per Bulan	Kumulatif
Jan-13	51,00	51,00
Feb-13	242,30	293,30
Mar-13	192,50	485,80
Apr-13	43,00	528,80
Mei-13	40,00	568,80
Jun-13	100,50	669,30
Jul-13	28,20	697,50
Agust-13	12,40	709,90
Sep-13	-	709,90
Okt-13	-	709,90
Nop-13	-	709,90
Des-13	-	709,90
	709,90	



PROGRESS REPORT - Kebun Sungai Biru Plasma

Jenis Pekerjaan	Unit	Vol SPK	Realisasi	%
Imas Tumbang	Ha	300,00	-	0,00%



Bulan	Hasil per Bulan	Kumulatif
Jan-13	-	-
Feb-13	-	-
Mar-13	-	-
Apr-13	-	-
Mei-13	-	-
Jun-13	-	-
Jul-13	-	-
Agust-13	-	-
Sep-13	-	-
Okt-13	-	-
Nop-13	-	-
Des-13	-	-
	-	-