



PT. SUBUR ABADI WANA AGUNG

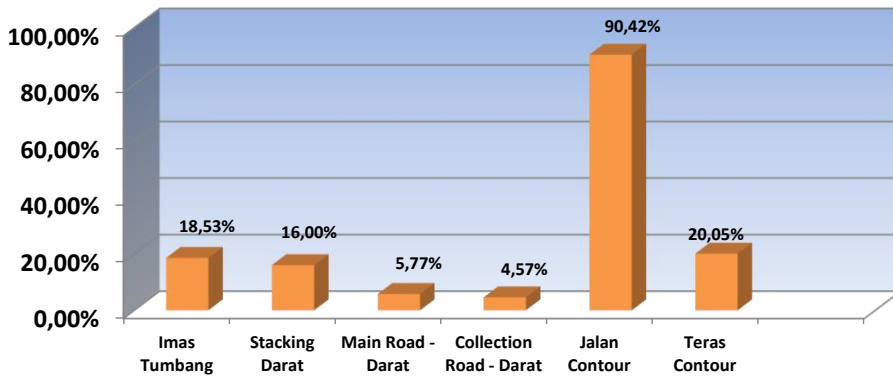
PROGRESS REPORT - Kebun Sawa

KONTRAK NO :

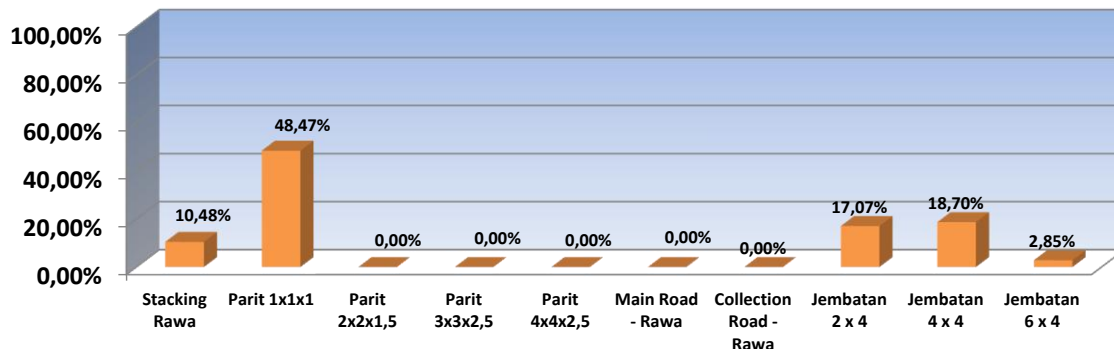
1. 111870/SAWA/SPK-PRO-HO/VIII/14

Jenis Pekerjaan	Unit	Vol SPK 25 Ags '14 s.d 25 Aas' 15	Realisasi			%
			AKUMULASI S.D BULAN LALU	BAPP Feb 2015	S.D BAPP Feb 2015	
Bulldozer						
Imas Tumbang	Ha	2.464,00	291,45	165,24	456,69	18,53%
Stacking Darat	Ha	2.464,00	266,13	128,01	394,14	16,00%
Main Road - Darat	Meter	17.245,00	995,00	-	995,00	5,77%
Collection Road - Darat	Meter	56.910,00	2.601,00	-	2.601,00	4,57%
Jalan Contour	Meter	56.910,00	32.440,00	19.020,00	51.460,00	90,42%
Teras Contour	Meter	821.867,00	89.336,00	75.441,00	164.777,00	20,05%
Sewa Bulldozer	Hm		330,60	-	330,60	
Excavator						
Stacking Rawa	Ha	429,70	25,32	19,73	45,05	10,48%
Parit 1x1x1	Meter	43.114,00	11.667,00	9.231,00	20.898,00	48,47%
Parit 2x2x1,5	Meter		-	-	-	0,00%
Parit 3x3x2,5	Meter		-	-	-	0,00%
Parit 4x4x2,5	Meter		-	-	-	0,00%
Main Road - Rawa	M ²	4.734,00	-	-	-	0,00%
Collection Road - Rawa	M ²	21.720,00	-	-	-	0,00%
Sewa Excavator	Hm		15,00	-	15,00	
Jembatan 2 x 4	Unit	246,00	34,00	8,00	42,00	17,07%
Jembatan 4 x 4	Unit		20,00	26,00	46,00	18,70%
Jembatan 6 x 4	Unit		2,00	5,00	7,00	2,85%

Pekerjaan Bulldozer



Pekerjaan Excavator



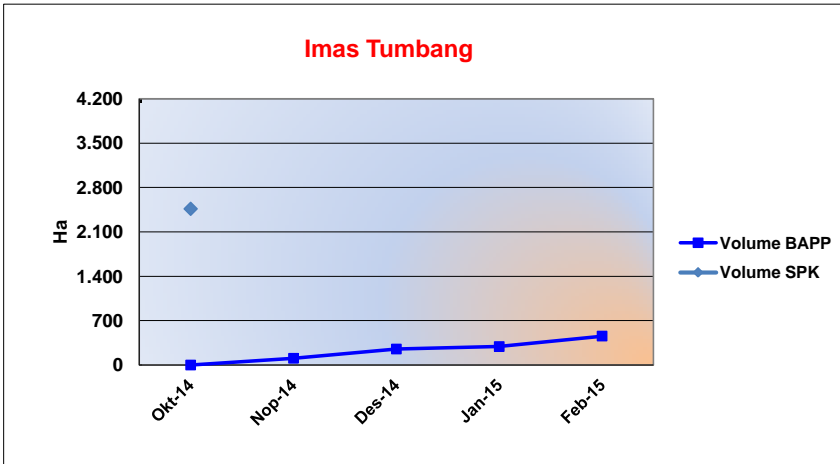


PT. SUBUR ABADI WANA AGUNG

PROGRESS REPORT - Kebun Sawa

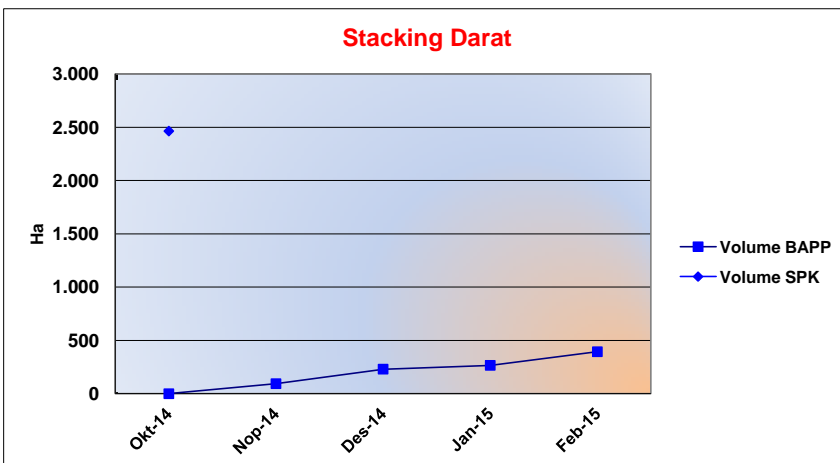
Chart & Detail Per Month

Jenis Pekerjaan	Unit	Vol SPK	Realisasi	%
Imas Tumbang	Ha	2.464,00	456,69	18,53%



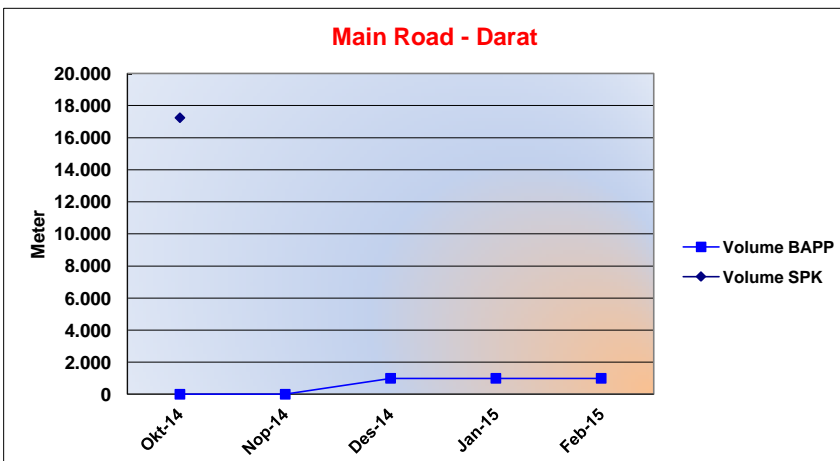
Bulan	Hasil per Bulan	Kumulatif
Okt-14	-	-
Nop-14	106,15	106,15
Des-14	146,22	252,37
Jan-15	39,08	291,45
Feb-15	165,24	456,69
	456,69	

Jenis Pekerjaan	Unit	Vol SPK	Realisasi	%
Stacking Darat	Ha	2.464,00	394,14	16,00%



Bulan	Hasil per Bulan	Kumulatif
Okt-14	-	-
Nop-14	94,38	94,38
Des-14	136,37	230,75
Jan-15	35,38	266,13
Feb-15	128,01	394,14
	394,14	

Jenis Pekerjaan	Unit	Vol SPK	Realisasi	%
Main Road - Darat	Meter	17.245,00	995,00	5,77



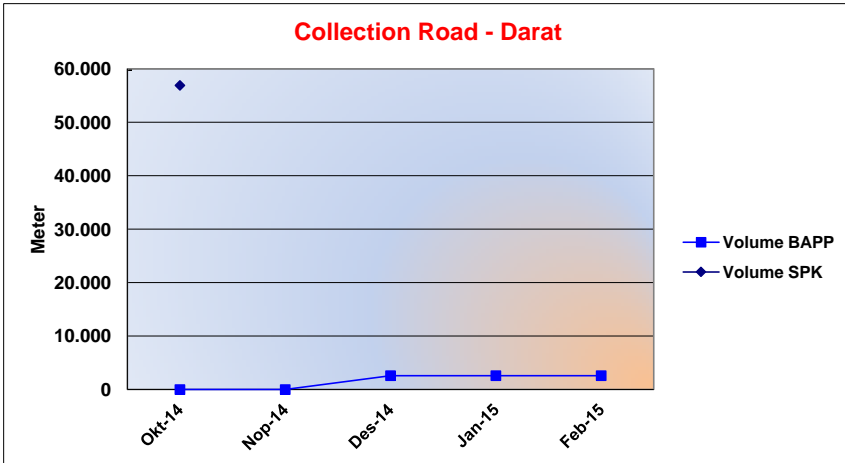
Bulan	Hasil per Bulan	Kumulatif
Okt-14	-	-
Nop-14	-	-
Des-14	995,00	995,00
Jan-15	-	995,00
Feb-15	-	995,00
	995,00	



PT. SUBUR ABADI WANA AGUNG

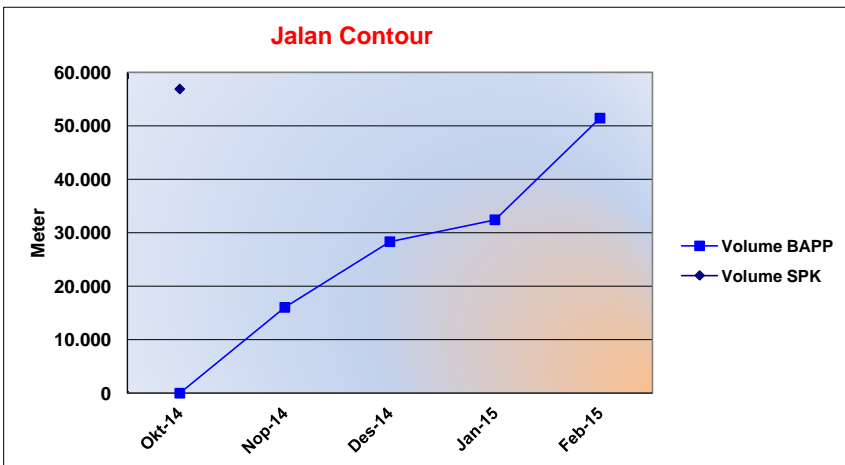
PROGRESS REPORT - Kebun Sawa

Jenis Pekerjaan	Unit	Vol SPK	Realisasi	%
Collection Road - Darat	Meter	56.910,00	2.601,00	4,57%



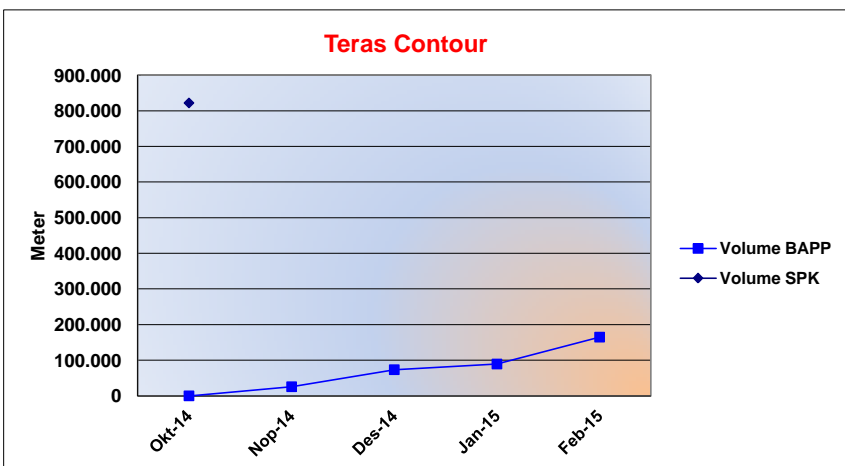
Bulan	Hasil per Bulan	Kumulatif
Okt-14	-	-
Nop-14	-	-
Des-14	2.601,00	2.601,00
Jan-15	-	2.601,00
Feb-15	-	2.601,00
	2.601,00	

Jenis Pekerjaan	Unit	Vol SPK	Realisasi	%
Jalan Contour	Meter	56.910,00	51.460,00	90,42%



Bulan	Hasil per Bulan	Kumulatif
Okt-14	-	-
Nop-14	16.057,00	16.057,00
Des-14	12.287,00	28.344,00
Jan-15	4.096,00	32.440,00
Feb-15	19.020,00	51.460,00
	51.460,00	

Jenis Pekerjaan	Unit	Vol SPK	Realisasi	%
Teras Contour	Hm	821.867,00	164.777,00	20,05%



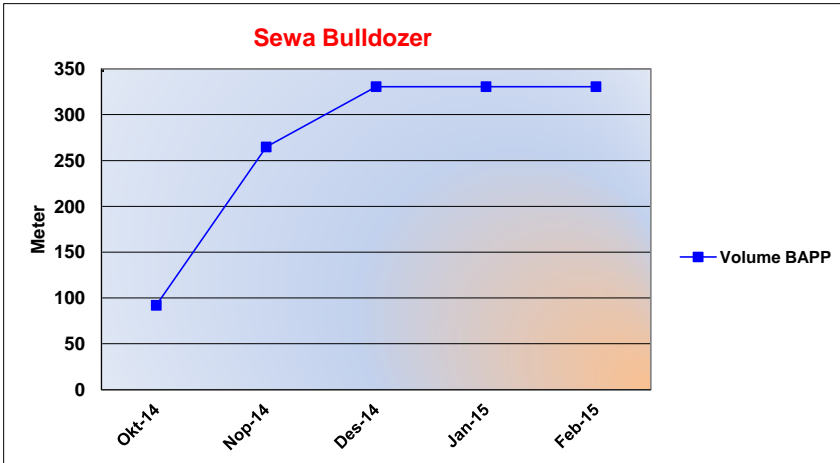
Bulan	Hasil per Bulan	Kumulatif
Okt-14	-	-
Nop-14	25.618,00	25.618,00
Des-14	47.801,00	73.419,00
Jan-15	15.917,00	89.336,00
Feb-15	75.441,00	164.777,00
	164.777,00	



PT. SUBUR ABADI WANA AGUNG

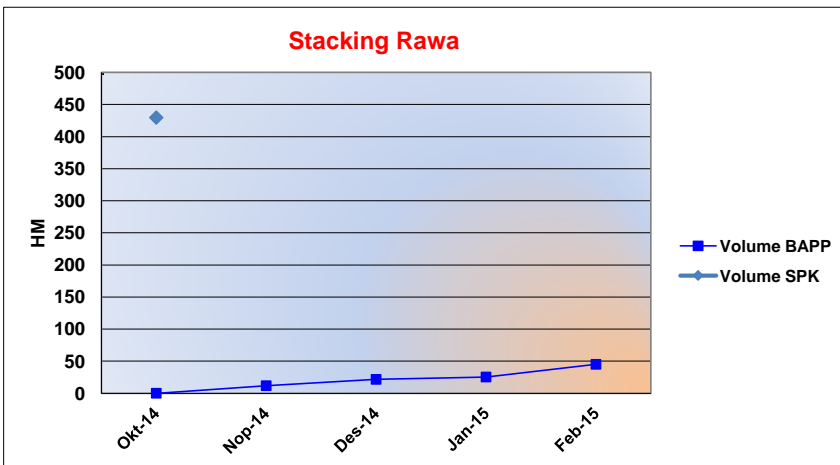
PROGRESS REPORT - Kebun Sawa

Jenis Pekerjaan	Unit	Vol SPK	Realisasi	%
Sewa Bulldozer	Hm	-	330,60	0,00%



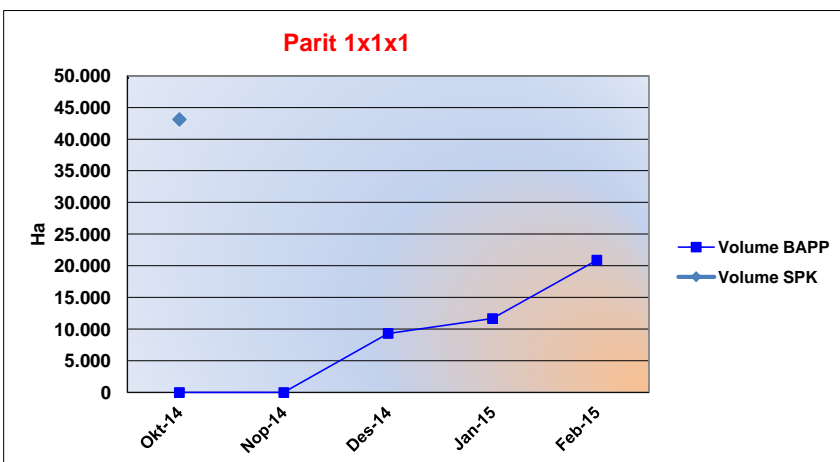
Bulan	Hasil per Bulan	Kumulatif
Okt-14	92,00	92,00
Nop-14	172,80	264,80
Des-14	65,80	330,60
Jan-15	-	330,60
Feb-15	-	330,60
	330,60	

Jenis Pekerjaan	Unit	Vol SPK	Realisasi	%
Stacking Rawa	Ha	429,70	45,05	10,48%



Bulan	Hasil per Bulan	Kumulatif
Okt-14	-	-
Nop-14	11,77	11,77
Des-14	9,85	21,62
Jan-15	3,70	25,32
Feb-15	19,73	45,05
	45,05	

Jenis Pekerjaan	Unit	Vol SPK	Realisasi	%
Parit 1x1x1	Meter	43.114,00	20.898,00	48,47%



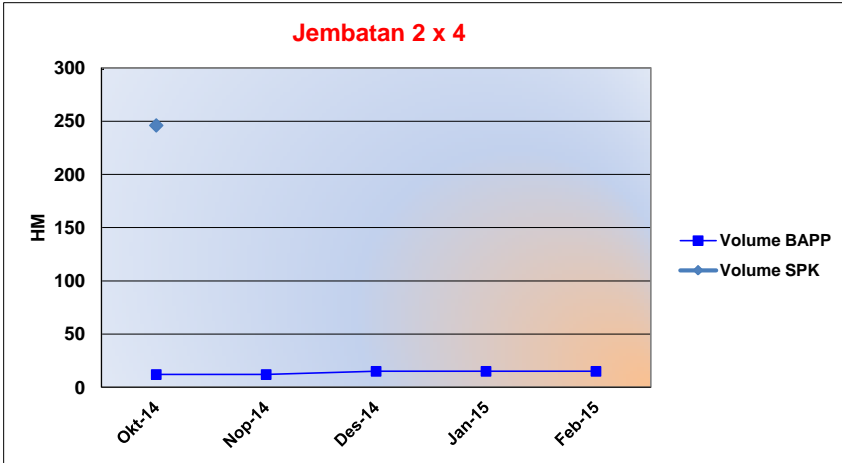
Bulan	Hasil per Bulan	Kumulatif
Okt-14	-	-
Nop-14	-	-
Des-14	9.320,00	9.320,00
Jan-15	2.347,00	11.667,00
Feb-15	9.231,00	20.898,00
	20.898,00	



PT. SUBUR ABADI WANA AGUNG

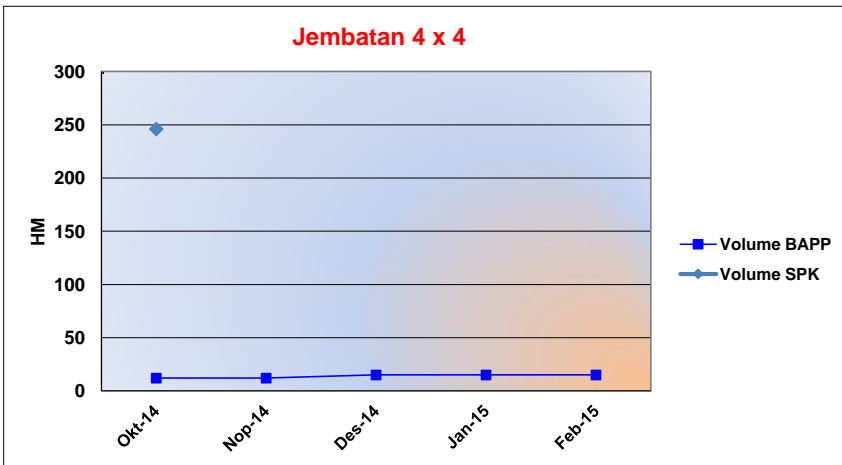
PROGRESS REPORT - Kebun Sawa

Jenis Pekerjaan	Unit	Vol SPK	Realisasi	%
Jembatan 2 x 4	Unit	246,00	42,00	17,07%



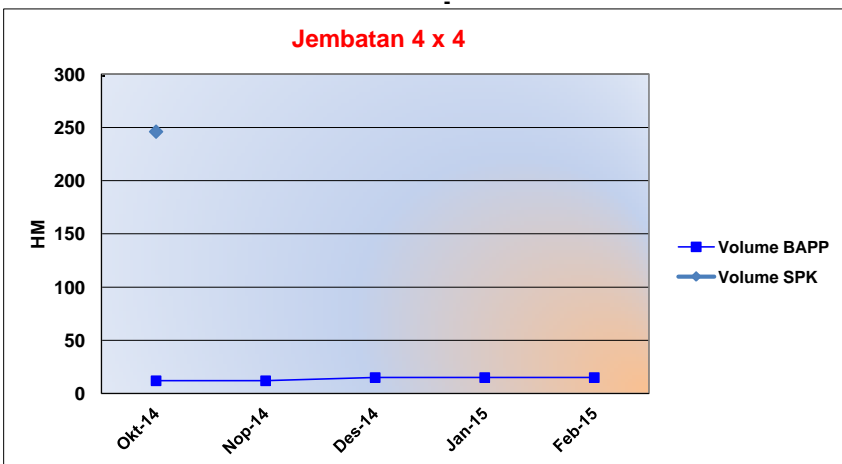
Bulan	Hasil per Bulan	Kumulatif
Okt-14	-	-
Nop-14	17,00	17,00
Des-14	17,00	34,00
Jan-15	-	34,00
Feb-15	8,00	42,00
	42,00	

Jenis Pekerjaan	Unit	Vol SPK	Realisasi	%
Jembatan 4 x 4	Unit	246,00	46,00	18,70%



Bulan	Hasil per Bulan	Kumulatif
Okt-14	-	-
Nop-14	10,00	10,00
Des-14	10,00	20,00
Jan-15	-	20,00
Feb-15	26,00	46,00
	46,00	

Jenis Pekerjaan	Unit	Vol SPK	Realisasi	%
Jembatan 6 x 4	Unit	246,00	7,00	0,00%



Bulan	Hasil per Bulan	Kumulatif
Okt-14	-	-
Nop-14	1,00	1,00
Des-14	1,00	2,00
Jan-15	-	2,00
Feb-15	5,00	7,00
	7,00	