



PT. NUSANTARA SAWIT PERSADA

PROGRESS REPORT - Kebun Nusantara, Rasau Tumbuh, Persada, Cempaga

KONTRAK NO :

1. SPK No. NSP/JKTO/035/08/2013-Pungguhan PKS
2. SPK No. NSP/JKTO/057/10/2013-PUNGGUHAN PKS
3. SPK No. CMPE/JKTO/009/01/2014-PUNGGUHAN PKS

Jenis Pekerjaan	Unit	Vol SPK 01 Sep 2013 s.d 31 Des 2014	Realisasi			%
			AKUMULASI S.D BULAN LALU	BAPP Nov 2014	S.D BAPP Nov 2014	
NSP/JKTO/035/08/2013-Pungguhan PKS	PKS					
PKS - NSRE		408.000,00	314.506,00	15.457,00	329.963,00	80,87%
PKS - PRSE		204.000,00	114.311,00	5.967,00	120.278,00	58,96%
PKS - RSTE		136.000,00	99.547,00	2.959,00	102.506,00	75,37%
NSP/JKTO/057/10/2013-PUNGGUHAN PKS	PKS					
PKS - NSRE (SPK BARU)		408.000,00	286.885,00	62,00	286.947,00	70,33%
PKS - PRSE (SPK BARU)		92.400,00	81.901,00	-	81.901,00	88,64%
PKS - RSTE (SPK BARU)		72.100,00	68.165,00	-	68.165,00	94,54%
CMPE/JKTO/009/01/2014-PUNGGUHAN PKS	PKS					
PKS - CMPE PC 100		272.000,00	168.007,00	3.909,00	171.916,00	63,20%
PKS - CMPE PC 50			-	-	-	0,00%

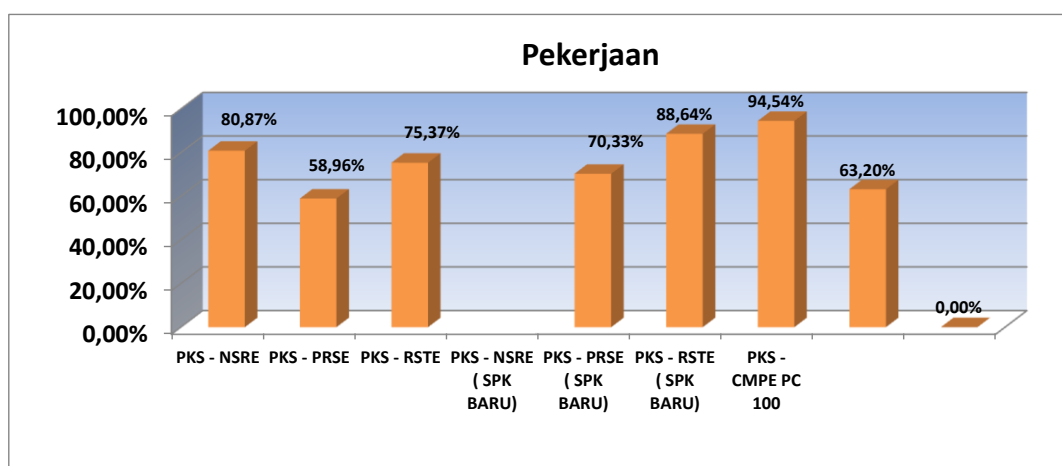
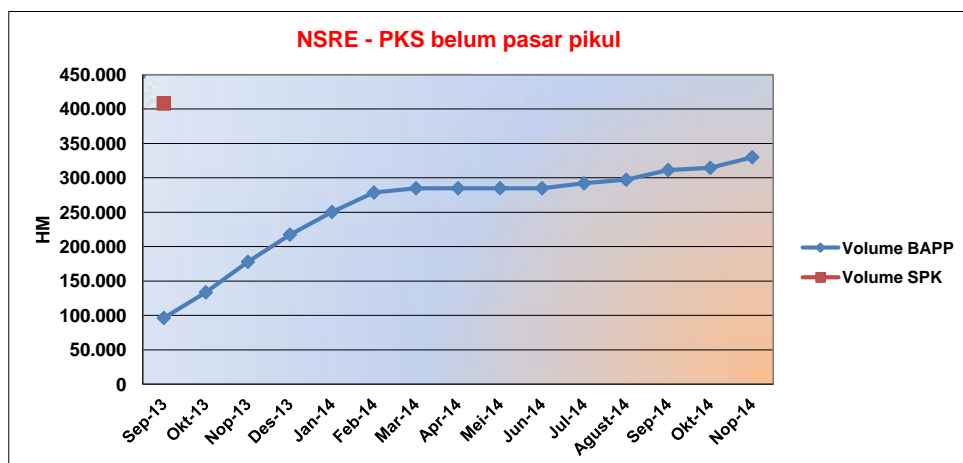


Chart & Detail Per Month

Jenis Pekerjaan	Unit	Vol SPK	Realisasi	%
NSP/JKTO/035/08/2013-Pungguhan PKS	PKS	408.000,00	329.963,00	80,87%



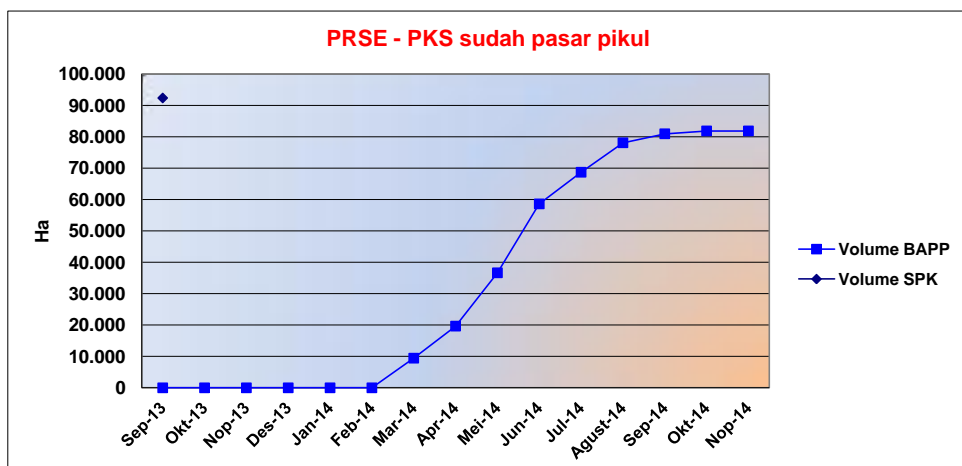
Bulan	Hasil per Bulan	Kumulatif
Sep-13	96.385	96.385,00
Oct-13	37.243	133.628,00
Nov-13	44.218	177.846,00
Dec-13	39.631	217.477,00
Jan-14	32.966	250.443,00
Feb-14	28.207	278.650,00
Mar-14	6.182	284.832,00
Apr-14	-	284.832,00
May-14	-	284.832,00
Jun-14	-	284.832,00
Jul-14	7.170	292.002,00
Aug-14	5.156	297.158,00
Sep-14	14.092	311.250,00
Oct-14	3.256	314.506,00
Nov-14	15.457	329.963,00
	329.963	



PT. NUSANTARA SAWIT PERSADA

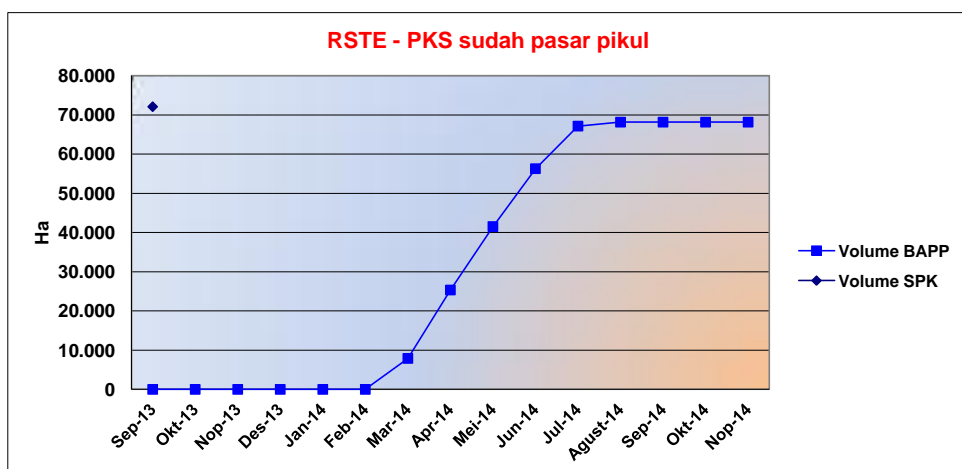
PROGRESS REPORT - Kebun Nusantara, Rasau Tumbuh, Persada, Cempaga

Jenis Pekerjaan	Unit	Vol SPK	Realisasi	%
NSP/JKTO/057/10/2013-PUNGGUHAN PKS	PKS	92.400,00	81.901,00	88,64%



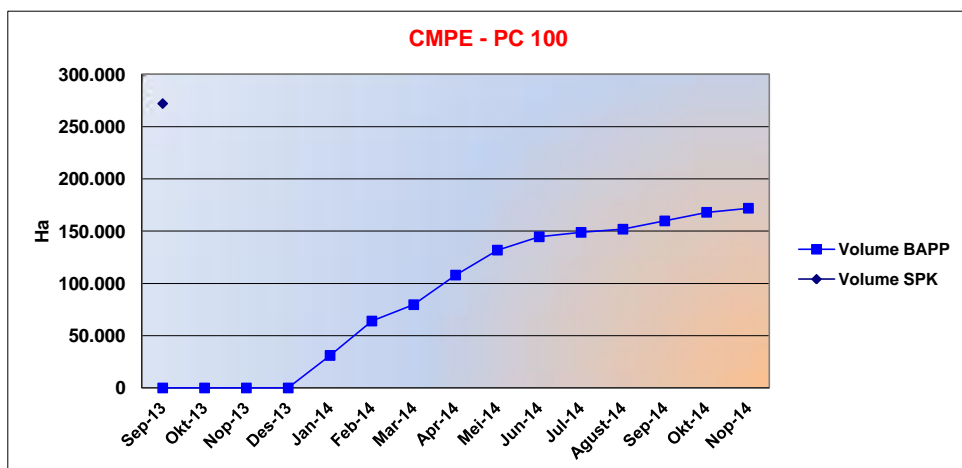
Bulan	Hasil per Bulan	Kumulatif
Sep-13	-	-
Oct-13	-	-
Nov-13	-	-
Dec-13	-	-
Jan-14	-	-
Feb-14	-	-
Mar-14	9.459	9.459,00
Apr-14	10.220	19.679,00
May-14	16.988	36.667,00
Jun-14	21.972	58.639,00
Jul-14	10.094	68.733,00
Aug-14	9.397	78.130,00
Sep-14	2.860	80.990,00
Oct-14	911	81.901,00
Nov-14	-	81.901,00
	81.901	

Jenis Pekerjaan	Unit	Vol SPK	Realisasi	%
NSP/JKTO/057/10/2013-PUNGGUHAN PKS	PKS	72.100,00	68.165,00	94,54%



Bulan	Hasil per Bulan	Kumulatif
Sep-13	-	-
Oct-13	-	-
Nov-13	-	-
Dec-13	-	-
Jan-14	-	-
Feb-14	-	-
Mar-14	7.898	7.898,00
Apr-14	17.455	25.353,00
May-14	16.184	41.537,00
Jun-14	14.754	56.291,00
Jul-14	10.866	67.157,00
Aug-14	1.008	68.165,00
Sep-14	-	68.165,00
Oct-14	-	68.165,00
Nov-14	-	68.165,00
	68.165	

Jenis Pekerjaan	Unit	Vol SPK	Realisasi	%
CMPE/JKTO/009/01/2014-PUNGGUHAN PKS	PKS	272.000,00	171.916,00	63,20%



Bulan	Hasil per Bulan	Kumulatif
Sep-13	-	-
Oct-13	-	-
Nov-13	-	-
Dec-13	-	-
Jan-14	31.076	31.076,00
Feb-14	32.944	64.020,00
Mar-14	15.646	79.666,00
Apr-14	28.299	107.965,00
May-14	23.874	131.839,00
Jun-14	12.726	144.565,00
Jul-14	4.275	148.840,00
Aug-14	3.030	151.870,00
Sep-14	7.914	159.784,00
Oct-14	8.223	168.007,00
Nov-14	3.909	171.916,00
	171.916	

