



PT. PERSADA GRAHA MANDIRI

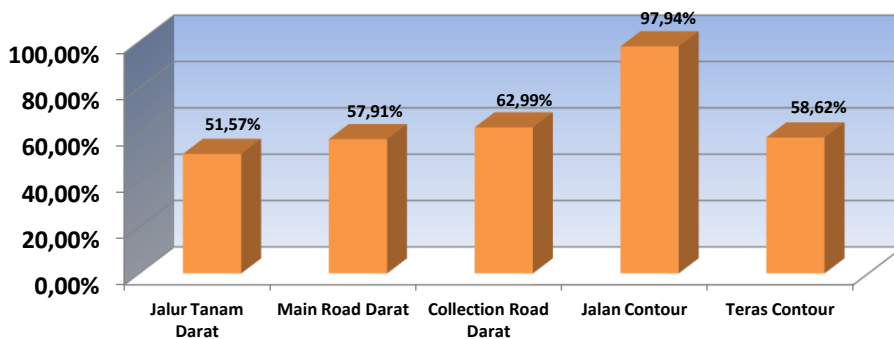
PROGRESS REPORT - Kebun Kapuas Hulu

KONTRAK NO :

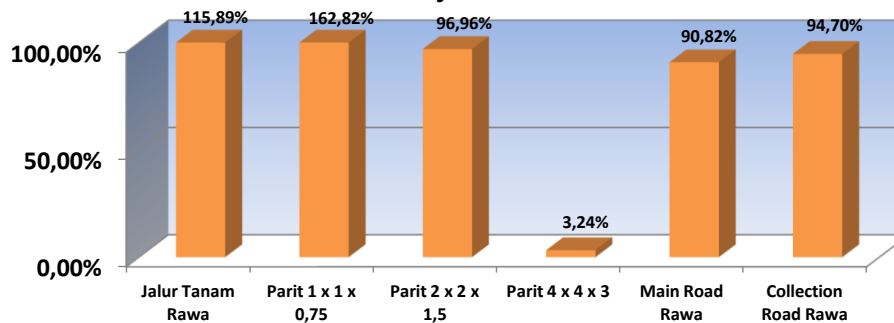
1. SPK No. KHLE/JKTO/08/07/012 - Jalur Tanam, BPRT, & PJLN
2. SPK No. KHLE/JKTO/08/07/013 - SWAB
3. SPK No. KHLE/JKTO/08/07/011 - Imas Tumbang
4. SPK No. KHLE/JKTO/07/08/006 - Perataan Tapak

Jenis Pekerjaan	Unit	Vol SPK 20 Agt '07 s.d 31 Des '12	Realisasi			%
			AKUMULASI s.d BULAN LALU	BAPP Nopember 2012	s.d BAPP Nopember 2012	
Bulldozer						
Jalur Tanam Darat	Ha	8.800,00	4.487,14	50,85	4.537,99	51,57%
Main Road Darat	Meter	78.540,00	44.743,49	741,84	45.485,33	57,91%
Collection Road Darat	Meter	257.950,00	160.981,15	1.490,64	162.471,79	62,99%
Jalan Contour	Meter	77.000,00	74.551,12	866,25	75.417,37	97,94%
Teras Contour	Meter	1.226.500,00	709.463,92	9.525,06	718.988,98	58,62%
Sewa Bulldozer	HM	-	29.065,55	-	29.065,55	
Excavator						
Jalur Tanam Rawa	Ha	1.200,00	1.356,23	34,42	1.390,65	115,89%
Parit 1 x 1 x 0,75	Meter	311.788,00	471.958,56	35.700,62	507.659,18	162,82%
Parit 2 x 2 x 1,5	Meter	100.000,00	93.572,14	3.384,01	96.956,15	96,96%
Parit 4 x 4 x 3	Meter	50.000,00	1.621,23	-	1.621,23	3,24%
Main Road Rawa	Meter	23.228,00	21.094,56	-	21.094,56	90,82%
Collection Road Rawa	Meter	61.723,00	58.329,14	122,86	58.452,00	94,70%
Gorong-gorong	Unit	-	636,00	-	636,00	
Jembatan 2 M	Unit	-	474,00	10,00	484,00	
Jembatan 4 M	Unit	-	15,00	-	15,00	
Jembatan 5-10 M	Unit	-	1,00	-	1,00	
Jembatan > 10 M	Unit	-	-	-	-	
Sewa Excavator	HM	-	26.763,20	-	26.763,20	
Imas/Tumbang	Ha	8.500,00	2.411,86	-	2.411,86	28,37%
Perataan Tapak Bibitan	Ha	100,00	86,93	-	86,93	86,93%

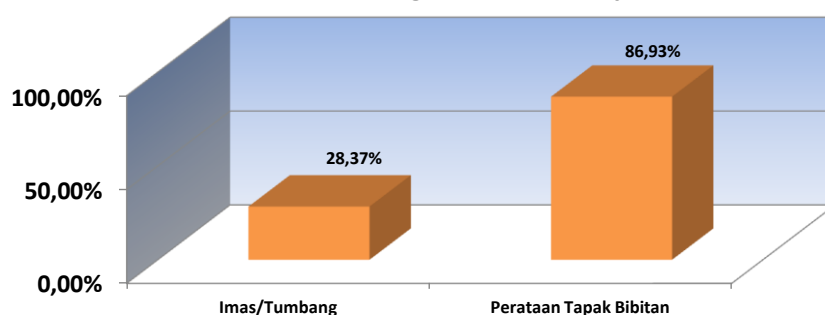
Pekerjaan Bulldozer



Pekerjaan Excavator



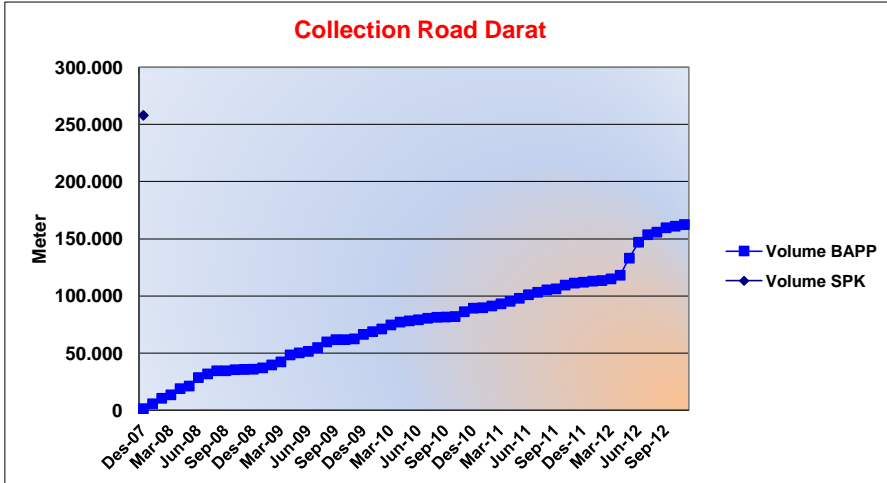
Imas Tumbang - Perataan Tapak Bibitan





PROGRESS REPORT - Kebun Kapuas Hulu

Jenis Pekerjaan	Unit	Vol SPK	Realisasi	%
Collection Road Darat	Meter	257.950,00	162.471,79	62,99%



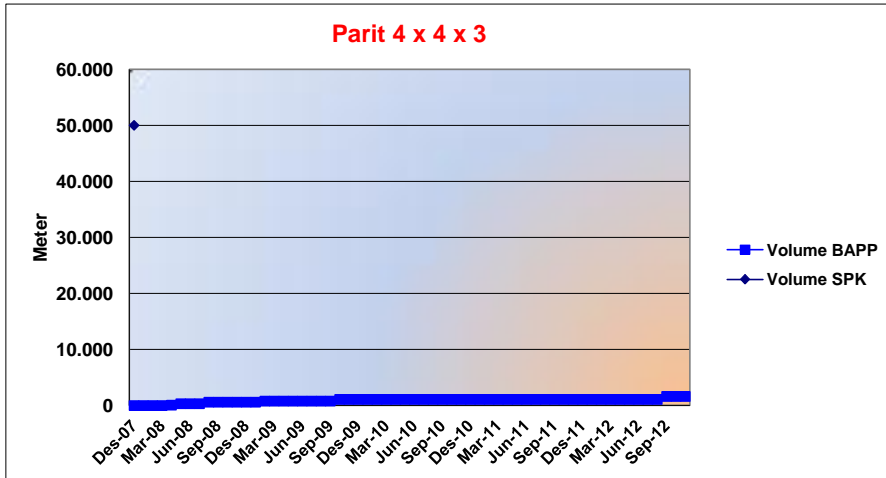
Bulan	Hasil per Bulan	Kumulatif
Des-07	1.394,27	1.394,27
Jan-08	4.239,24	5.633,51
Feb-08	4.838,51	10.472,02
Mar-08	2.999,39	13.471,41
Apr-08	5.429,63	18.901,04
Mei-08	2.276,97	21.178,01
Jun-08	7.399,52	28.577,53
Jul-08	3.188,58	31.766,11
Agust-08	2.749,17	34.515,28
Sep-08	-	34.515,28
Okt-08	947,79	35.463,07
Nop-08	194,54	35.657,61
Des-08	235,55	35.893,16
Jan-09	1.178,95	37.072,11
Feb-09	2.553,63	39.625,74
Mar-09	2.657,39	42.283,13
Apr-09	6.118,93	48.402,06
Mei-09	1.763,24	50.165,30
Jun-09	1.346,18	51.511,48
Jul-09	3.326,28	54.837,76
Agust-09	4.910,79	59.748,55
Sep-09	1.985,90	61.734,45
Okt-09	-	61.734,45
Nop-09	686,11	62.420,56
Des-09	3.916,58	66.337,14
Jan-10	2.395,33	68.732,47
Feb-10	2.372,06	71.104,53
Mar-10	3.520,23	74.624,76
Apr-10	2.476,38	77.101,14
Mei-10	1.093,63	78.194,77
Jun-10	939,43	79.134,20
Jul-10	1.313,84	80.448,04
Agust-10	863,27	81.311,31
Sep-10	238,06	81.549,37
Okt-10	439,70	81.989,07
Nop-10	4.185,18	86.174,25
Des-10	3.091,50	89.265,75
Jan-11	387,02	89.652,77
Feb-11	1.559,10	91.211,87
Mar-11	1.887,95	93.099,82
Apr-11	2.214,98	95.314,80
Mei-11	2.611,22	97.926,02
Jun-11	3.125,26	101.051,28
Jul-11	2.120,79	103.172,07
Agust-11	2.135,01	105.307,08
Sep-11	867,17	106.174,25
Okt-11	3.301,55	109.475,80
Nop-11	1.733,42	111.209,22
Des-11	765,82	111.975,04
Jan-12	935,99	112.911,03
Feb-12	567,97	113.479,00
Mar-12	1.426,29	114.905,29
Apr-12	3.195,02	118.100,31
Mei-12	14.927,38	133.027,69
Jun-12	13.933,78	146.961,47
Jul-12	6.558,75	153.520,22
Agust-12	2.241,73	155.761,95
Sep-12	3.846,21	159.608,16
Okt-12	1.372,99	160.981,15
Nop-12	1.490,64	162.471,79
	162.471,79	



PT. PERSADA GRAHA MANDIRI

PROGRESS REPORT - Kebun Kapuas Hulu

Jenis Pekerjaan	Unit	Vol SPK	Realisasi	%
Parit 4 x 4 x 3	Meter	50.000	1.621,230	3,24%



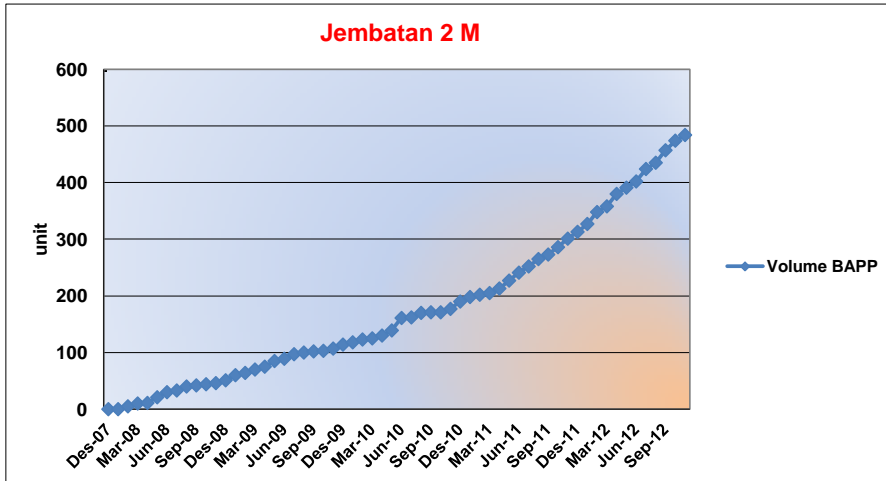
Bulan	Hasil per Bulan	Kumulatif
Des-07	-	-
Jan-08	-	-
Feb-08	-	-
Mar-08	-	-
Apr-08	77,40	77,40
Mei-08	249,35	326,75
Jun-08	-	326,75
Jul-08	-	326,75
Agust-08	277,65	604,40
Sep-08	-	604,40
Okt-08	-	604,40
Nop-08	-	604,40
Des-08	-	604,40
Jan-09	-	604,40
Feb-09	191,97	796,37
Mar-09	-	796,37
Apr-09	-	796,37
Mei-09	-	796,37
Jun-09	-	796,37
Jul-09	-	796,37
Agust-09	-	796,37
Sep-09	-	796,37
Okt-09	291,70	1.088,07
Nop-09	-	1.088,07
Des-09	-	1.088,07
Jan-10	-	1.088,07
Feb-10	-	1.088,07
Mar-10	-	1.088,07
Apr-10	-	1.088,07
Mei-10	-	1.088,07
Jun-10	-	1.088,07
Jul-10	-	1.088,07
Agust-10	-	1.088,07
Sep-10	-	1.088,07
Okt-10	-	1.088,07
Nop-10	-	1.088,07
Des-10	-	1.088,07
Jan-11	-	1.088,07
Feb-11	-	1.088,07
Mar-11	-	1.088,07
Apr-11	-	1.088,07
Mei-11	-	1.088,07
Jun-11	-	1.088,07
Jul-11	-	1.088,07
Agust-11	-	1.088,07
Sep-11	-	1.088,07
Okt-11	-	1.088,07
Nop-11	-	1.088,07
Des-11	-	1.088,07
Jan-12	-	1.088,07
Feb-12	-	1.088,07
Mar-12	-	1.088,07
Apr-12	-	1.088,07
Mei-12	-	1.088,07
Jun-12	-	1.088,07
Jul-12	-	1.088,07
Agust-12	-	1.088,07
Sep-12	533,16	1.621,23
Okt-12	-	1.621,23
Nop-12	-	1.621,23
	1.621,23	



PT. PERSADA GRAHA MANDIRI

PROGRESS REPORT - Kebun Kapuas Hulu

Jenis Pekerjaan	Unit	Vol SPK	Realisasi	%
Jembatan 2 M	Unit	-	484,00	0,00%



Bulan	Hasil per Bulan	Kumulatif
Des-07	-	-
Jan-08	-	-
Feb-08	5,00	5,00
Mar-08	5,00	10,00
Apr-08	1,00	11,00
Mei-08	10,00	21,00
Jun-08	9,00	30,00
Jul-08	3,00	33,00
Agust-08	7,00	40,00
Sep-08	2,00	42,00
Okt-08	2,00	44,00
Nop-08	2,00	46,00
Des-08	5,00	51,00
Jan-09	9,00	60,00
Feb-09	4,00	64,00
Mar-09	6,00	70,00
Apr-09	5,00	75,00
Mei-09	10,00	85,00
Jun-09	4,00	89,00
Jul-09	8,00	97,00
Agust-09	3,00	100,00
Sep-09	2,00	102,00
Okt-09	1,00	103,00
Nop-09	4,00	107,00
Des-09	7,00	114,00
Jan-10	4,00	118,00
Feb-10	5,00	123,00
Mar-10	2,00	125,00
Apr-10	5,00	130,00
Mei-10	9,00	139,00
Jun-10	22,00	161,00
Jul-10	1,00	162,00
Agust-10	8,00	170,00
Sep-10	1,00	171,00
Okt-10	-	171,00
Nop-10	6,00	177,00
Des-10	13,00	190,00
Jan-11	8,00	198,00
Feb-11	4,00	202,00
Mar-11	3,00	205,00
Apr-11	8,00	213,00
Mei-11	14,00	227,00
Jun-11	14,00	241,00
Jul-11	11,00	252,00
Agust-11	13,00	265,00
Sep-11	8,00	273,00
Okt-11	13,00	286,00
Nop-11	15,00	301,00
Des-11	12,00	313,00
Jan-12	14,00	327,00
Feb-12	21,00	348,00
Mar-12	10,00	358,00
Apr-12	22,00	380,00
Mei-12	11,00	391,00
Jun-12	11,00	402,00
Jul-12	22,00	424,00
Agust-12	11,00	435,00
Sep-12	22,00	457,00
Okt-12	17,00	474,00
Nop-12	10,00	484,00
	484,00	



PT. PERSADA GRAHA MANDIRI

PROGRESS REPORT - Kebun Kapuas Hulu

Jenis Pekerjaan	Unit	Vol SPK	Realisasi	%
Jembatan 4 M	Unit	-	15,00	0,00%

