

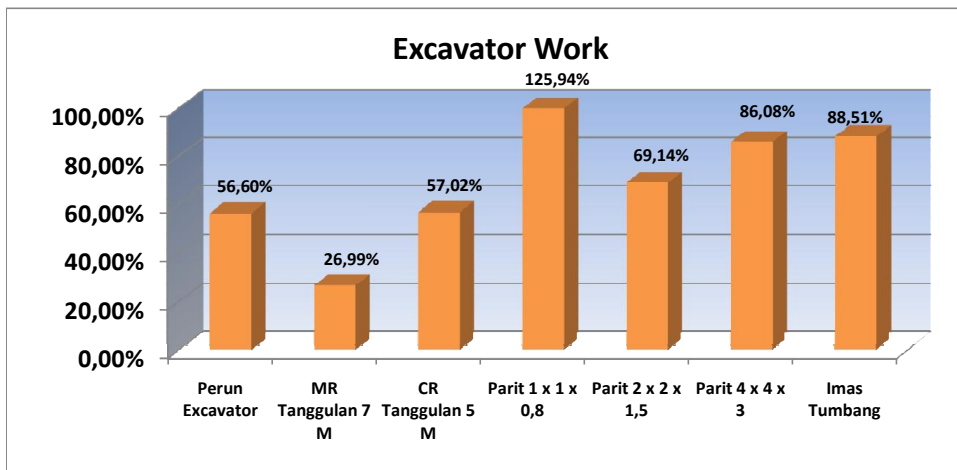
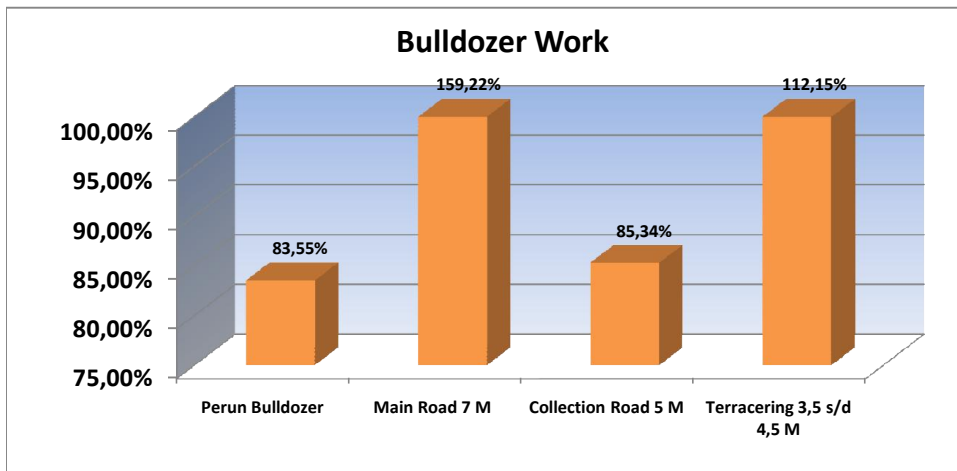


CLAIM SUMMARY - Desa Susuk Dalam Estate

Contract No. :

1. KBSA/CR/001/IV/10

Type of Work	Unit	SPK Vol	Previous Month Claim	February 2014 Claim	To Date Claimed	%
Bulldozer						
Perun Bulldozer	Ha	3.465,00	2.777,37	117,51	2.894,88	83,55%
Main Road 9 M	Meter	-	-	-	-	-
Main Road 7 M	Meter	34.650,00	55.168,00	-	55.168,00	159,22%
Collection Road 6 M	Meter	-	14.190,00	8.876,00	23.066,00	-
Collection Road 5 M	Meter	271.015,76	231.273,47	-	231.273,47	85,34%
Jalan Boundery CR 5 M	Meter	54.102,00	19.600,00	-	19.600,00	36,23%
Terracering 3,5 s/d 4,5 M	Meter	1.011.602,04	1.098.335,70	36.140,00	1.134.475,70	112,15%
Jalan Teras Kontour 5 M	Meter	-	-	-	-	-
Sewa Buldozer	HM	5.893,00	7.692,90	216,00	7.908,90	134,21%
Excavator						
Perun Excavator	Ha	1.155,00	576,12	77,60	653,72	56,60%
MR Tanggulan 9 M	Meter	-	-	-	-	-
MR Tanggulan 7 M	Meter	11.550,00	3.117,00	-	3.117,00	26,99%
CR Tanggulan 6 M	Meter	-	-	-	-	-
CR Tanggulan 5 M	Meter	38.500,00	21.952,95	-	21.952,95	57,02%
Parit 1 x 1 x 0,8	Meter	305.415,00	384.628,00	-	384.628,00	125,94%
Parit 2 x 2 x 1,5	Meter	132.129,00	91.355,00	-	91.355,00	69,14%
Parit 4 x 4 x 3	Meter	47.253,00	40.676,70	-	40.676,70	86,08%
Gorong-gorong	M ²	5.004,00	5.145,00	-	5.145,00	102,82%
Jembatan	M ²	12.432,00	15.733,00	72,00	15.805,00	127,13%
Sewa Excavator	HM	112.902,00	19.045,10	934,30	19.979,40	17,70%
Imas Tumbang	Ha	4.620,00	4.089,22	-	4.089,22	88,51%

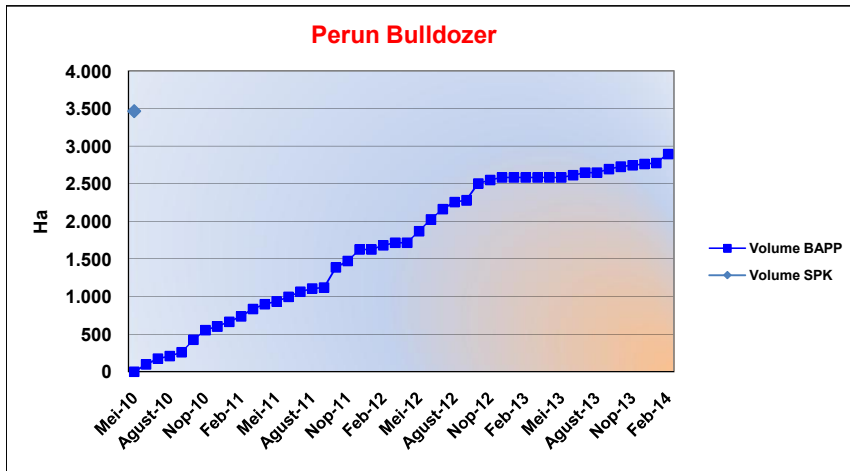




CLAIM SUMMARY - Desa Susuk Dalam Estate

Chart & Detail Per Month

Type of Work	SPK Vol (Ha)	Progress	%
Perun Bulldozer	3.465,00	2.762,47	83,55%

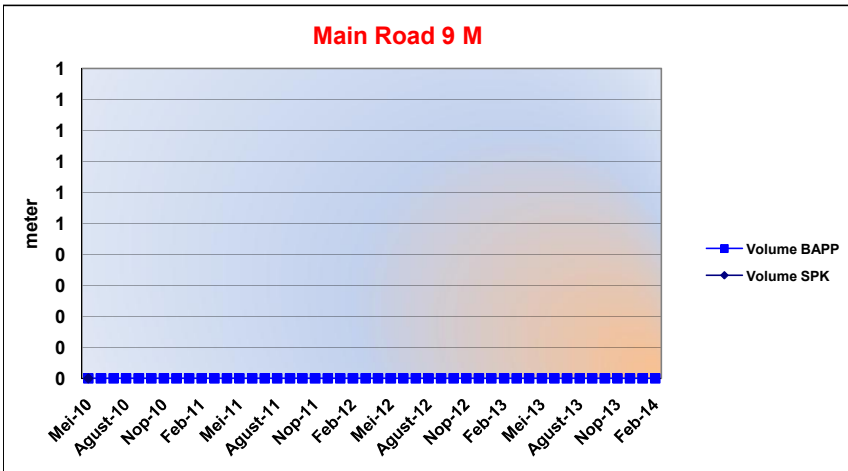


Month	Monthly Progress	Accumulated
Mei-10	-	-
Jun-10	98,25	98,25
Jul-10	75,24	173,49
Agust-10	34,92	208,41
Sep-10	51,74	260,15
Okt-10	164,85	425,00
Nop-10	129,37	554,37
Des-10	48,10	602,47
Jan-11	60,64	663,11
Feb-11	71,67	734,78
Mar-11	98,00	832,78
Apr-11	64,34	897,12
Mei-11	37,40	934,52
Jun-11	61,77	996,29
Jul-11	69,18	1.065,47
Agust-11	39,70	1.105,17
Sep-11	13,60	1.118,77
Okt-11	268,14	1.386,91
Nop-11	85,83	1.472,74
Des-11	154,69	1.627,43
Jan-12	-	1.627,43
Feb-12	55,27	1.682,70
Mar-12	33,84	1.716,54
Apr-12	-	1.716,54
Mei-12	150,84	1.867,38
Jun-12	157,31	2.024,69
Jul-12	137,93	2.162,62
Agust-12	92,26	2.254,88
Sep-12	25,32	2.280,20
Okt-12	222,64	2.502,84
Nop-12	48,57	2.551,41
Des-12	31,30	2.582,71
Jan-13	-	2.582,71
Feb-13	-	2.582,71
Mar-13	-	2.582,71
Apr-13	-	2.582,71
Mei-13	-	2.582,71
Jun-13	32,82	2.615,53
Jul-13	31,37	2.646,90
Agust-13	-	2.646,90
Sep-13	48,50	2.695,40
Okt-13	31,36	2.726,76
Nop-13	18,90	2.745,66
Des-13	16,81	2.762,47
Jan-14	14,90	2.777,37
Feb-14	117,51	2.894,88
	2.762,47	



CLAIM SUMMARY - Desa Susuk Dalam Estate

Type of Work	SPK Vol (Meter)	Progress	%
Main Road 9 M	-	-	0,00%

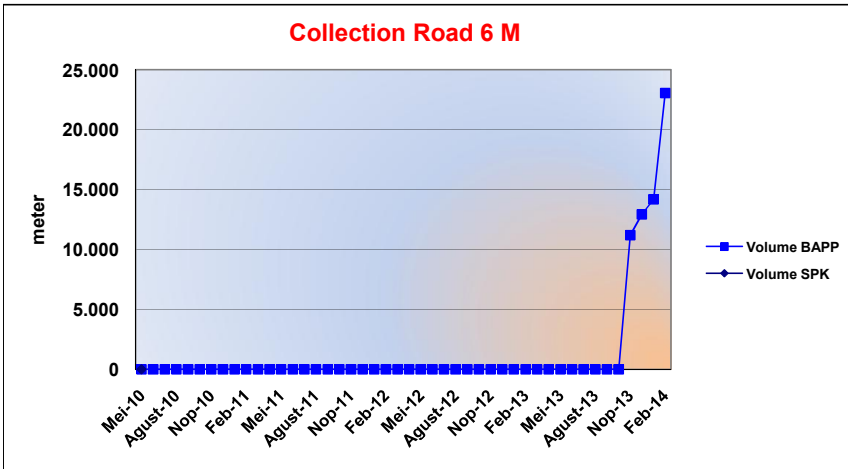


Month	Monthly Progress	Accumulated
Mei-10	-	-
Jun-10	-	-
Jul-10	-	-
Agust-10	-	-
Sep-10	-	-
Okt-10	-	-
Nop-10	-	-
Des-10	-	-
Jan-11	-	-
Feb-11	-	-
Mar-11	-	-
Apr-11	-	-
Mei-11	-	-
Jun-11	-	-
Jul-11	-	-
Agust-11	-	-
Sep-11	-	-
Okt-11	-	-
Nop-11	-	-
Des-11	-	-
Jan-12	-	-
Feb-12	-	-
Mar-12	-	-
Apr-12	-	-
Mei-12	-	-
Jun-12	-	-
Jul-12	-	-
Agust-12	-	-
Sep-12	-	-
Okt-12	-	-
Nop-12	-	-
Des-12	-	-
Jan-13	-	-
Feb-13	-	-
Mar-13	-	-
Apr-13	-	-
Mei-13	-	-
Jun-13	-	-
Jul-13	-	-
Agust-13	-	-
Sep-13	-	-
Okt-13	-	-
Nop-13	-	-
Des-13	-	-
Jan-14	-	-
Feb-14	-	-
	-	-



CLAIM SUMMARY - Desa Susuk Dalam Estate

Type of Work	SPK Vol (Meter)	Progress	%
Collection Road 6 M	-	12.945,00	0,00%

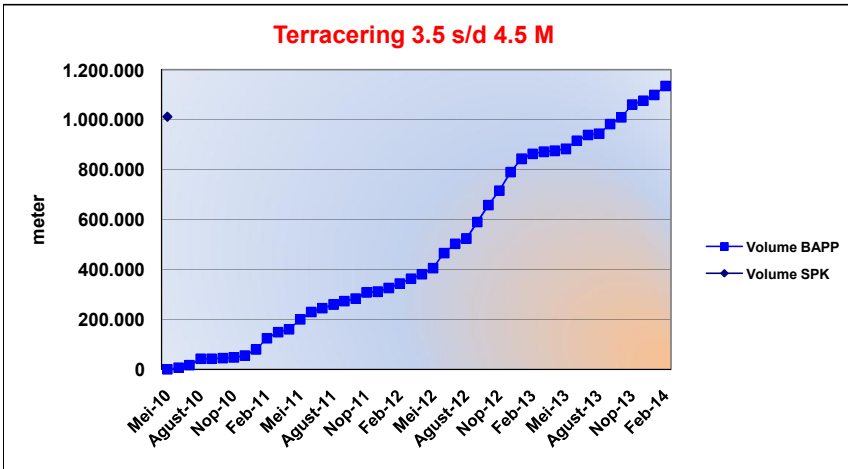


Month	Monthly Progress	Accumulated
Mei-10	-	-
Jun-10	-	-
Jul-10	-	-
Agust-10	-	-
Sep-10	-	-
Okt-10	-	-
Nop-10	-	-
Des-10	-	-
Jan-11	-	-
Feb-11	-	-
Mar-11	-	-
Apr-11	-	-
Mei-11	-	-
Jun-11	-	-
Jul-11	-	-
Agust-11	-	-
Sep-11	-	-
Okt-11	-	-
Nop-11	-	-
Des-11	-	-
Jan-12	-	-
Feb-12	-	-
Mar-12	-	-
Apr-12	-	-
Mei-12	-	-
Jun-12	-	-
Jul-12	-	-
Agust-12	-	-
Sep-12	-	-
Okt-12	-	-
Nop-12	-	-
Des-12	-	-
Jan-13	-	-
Feb-13	-	-
Mar-13	-	-
Apr-13	-	-
Mei-13	-	-
Jun-13	-	-
Jul-13	-	-
Agust-13	-	-
Sep-13	-	-
Okt-13	-	-
Nop-13	11.198,00	11.198,00
Des-13	1.747,00	12.945,00
Jan-14	1.245,00	14.190,00
Feb-14	8.876,00	23.066,00
	12.945,00	



CLAIM SUMMARY - Desa Susuk Dalam Estate

Type of Work	SPK Vol (Meter)	Progress	%
Terracering 3,5 s/d 4,5 M	1.011.602,04	1.076.001,70	112,15%

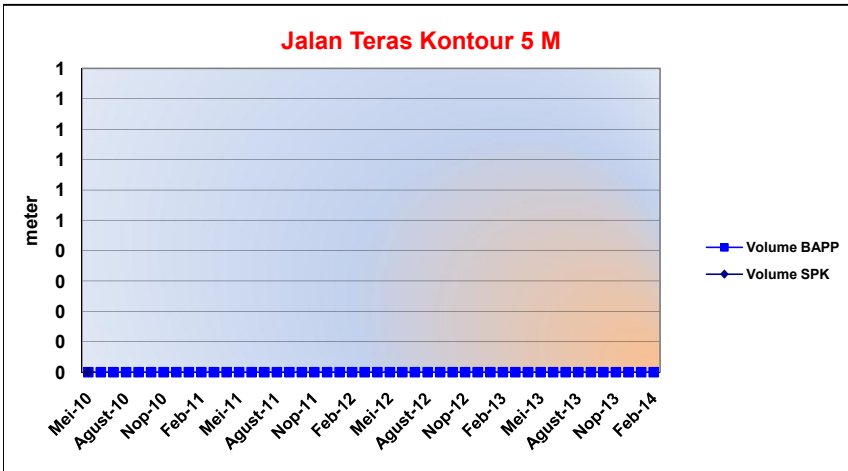


Month	Monthly Progress	Accumulated
Mei-10	-	-
Jun-10	5.888,00	5.888,00
Jul-10	10.594,00	16.482,00
Agust-10	25.240,00	41.722,00
Sep-10	-	41.722,00
Okt-10	3.349,00	45.071,00
Nop-10	2.603,00	47.674,00
Des-10	7.415,00	55.089,00
Jan-11	24.206,00	79.295,00
Feb-11	44.467,00	123.762,00
Mar-11	24.668,00	148.430,00
Apr-11	12.086,00	160.516,00
Mei-11	39.544,00	200.060,00
Jun-11	28.886,00	228.946,00
Jul-11	15.881,00	244.827,00
Agust-11	14.724,00	259.551,00
Sep-11	13.940,00	273.491,00
Okt-11	10.113,20	283.604,20
Nop-11	23.923,00	307.527,20
Des-11	3.252,00	310.779,20
Jan-12	15.124,00	325.903,20
Feb-12	17.478,00	343.381,20
Mar-12	19.552,00	362.933,20
Apr-12	18.068,00	381.001,20
Mei-12	23.527,00	404.528,20
Jun-12	60.590,50	465.118,70
Jul-12	37.699,00	502.817,70
Agust-12	20.788,00	523.605,70
Sep-12	65.976,00	589.581,70
Okt-12	68.516,00	658.097,70
Nop-12	57.595,00	715.692,70
Des-12	74.410,00	790.102,70
Jan-13	52.899,00	843.001,70
Feb-13	19.328,00	862.329,70
Mar-13	8.888,00	871.217,70
Apr-13	3.735,00	874.952,70
Mei-13	7.668,00	882.620,70
Jun-13	32.943,00	915.563,70
Jul-13	22.809,00	938.372,70
Agust-13	5.107,00	943.479,70
Sep-13	38.029,00	981.508,70
Okt-13	27.262,00	1.008.770,70
Nop-13	51.150,00	1.059.920,70
Des-13	16.081,00	1.076.001,70
Jan-14	22.334,00	1.098.335,70
Feb-14	36.140,00	1.134.475,70
	1.076.001,70	



CLAIM SUMMARY - Desa Susuk Dalam Estate

Type of Work	SPK Vol (Meter)	Progress	%
Jalan Teras Kontour 5 M	-	-	0,00%

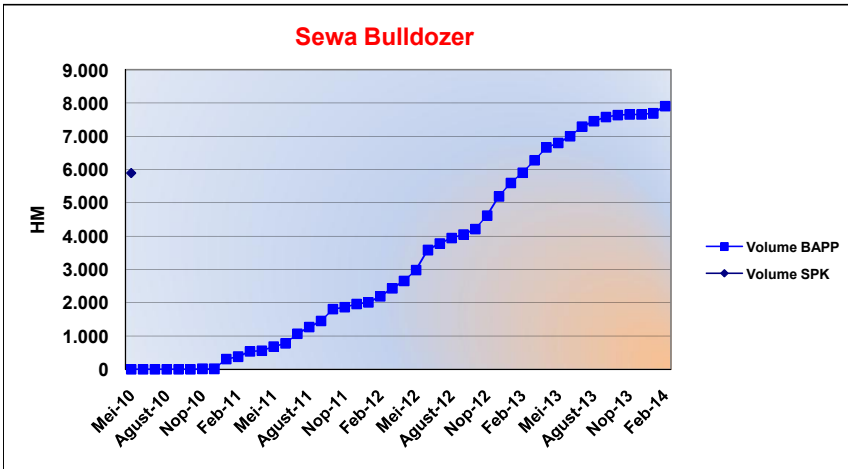


Month	Monthly Progress	Accumulated
Mei-10	-	-
Jun-10	-	-
Jul-10	-	-
Agust-10	-	-
Sep-10	-	-
Okt-10	-	-
Nop-10	-	-
Des-10	-	-
Jan-11	-	-
Feb-11	-	-
Mar-11	-	-
Apr-11	-	-
Mei-11	-	-
Jun-11	-	-
Jul-11	-	-
Agust-11	-	-
Sep-11	-	-
Okt-11	-	-
Nop-11	-	-
Des-11	-	-
Jan-12	-	-
Feb-12	-	-
Mar-12	-	-
Apr-12	-	-
Mei-12	-	-
Jun-12	-	-
Jul-12	-	-
Agust-12	-	-
Sep-12	-	-
Okt-12	-	-
Nop-12	-	-
Des-12	-	-
Jan-13	-	-
Feb-13	-	-
Mar-13	-	-
Apr-13	-	-
Mei-13	-	-
Jun-13	-	-
Jul-13	-	-
Agust-13	-	-
Sep-13	-	-
Okt-13	-	-
Nop-13	-	-
Des-13	-	-
Jan-14	-	-
Feb-14	-	-
	-	-



CLAIM SUMMARY - Desa Susuk Dalam Estate

Type of Work	SPK Vol (HM)	Progress	%
Sewa Buldozer	5.893,00	7.661,90	134,21%

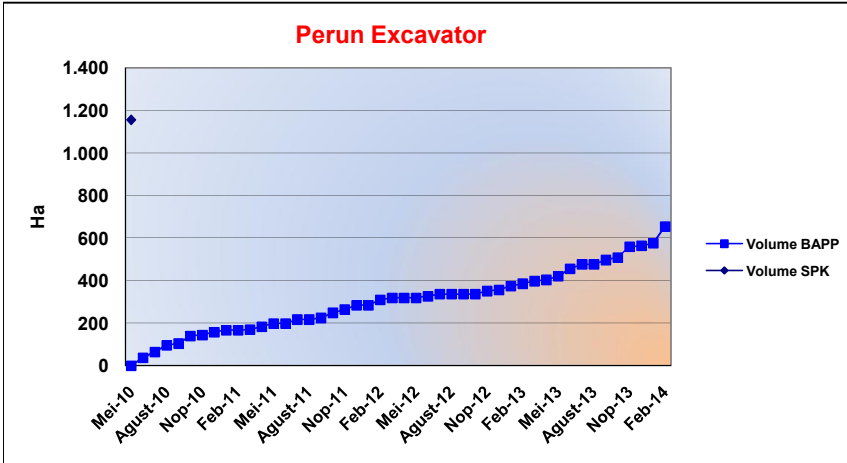


Month	Monthly Progress	Accumulated
Mei-10	-	-
Jun-10	-	-
Jul-10	-	-
Agust-10	-	-
Sep-10	-	-
Okt-10	-	-
Nop-10	13,30	13,30
Des-10	-	13,30
Jan-11	291,00	304,30
Feb-11	74,60	378,90
Mar-11	156,60	535,50
Apr-11	20,40	555,90
Mei-11	128,30	684,20
Jun-11	93,30	777,50
Jul-11	288,10	1.065,60
Agust-11	205,40	1.271,00
Sep-11	179,80	1.450,80
Okt-11	357,50	1.808,30
Nop-11	60,80	1.869,10
Des-11	95,30	1.964,40
Jan-12	48,00	2.012,40
Feb-12	183,00	2.195,40
Mar-12	240,00	2.435,40
Apr-12	220,00	2.655,40
Mei-12	326,00	2.981,40
Jun-12	603,00	3.584,40
Jul-12	199,00	3.783,40
Agust-12	161,50	3.944,90
Sep-12	104,00	4.048,90
Okt-12	163,00	4.211,90
Nop-12	410,50	4.622,40
Des-12	571,50	5.193,90
Jan-13	409,00	5.602,90
Feb-13	308,00	5.910,90
Mar-13	369,00	6.279,90
Apr-13	391,00	6.670,90
Mei-13	130,00	6.800,90
Jun-13	201,00	7.001,90
Jul-13	289,00	7.290,90
Agust-13	168,00	7.458,90
Sep-13	122,00	7.580,90
Okt-13	63,00	7.643,90
Nop-13	18,00	7.661,90
Des-13	-	7.661,90
Jan-14	31,00	7.692,90
Feb-14	216,00	7.908,90
	7.661,90	



CLAIM SUMMARY - Desa Susuk Dalam Estate

Type of Work	SPK Vol (Ha)	Progress	%
Perun Excavator	1.155,00	563,82	56,60%

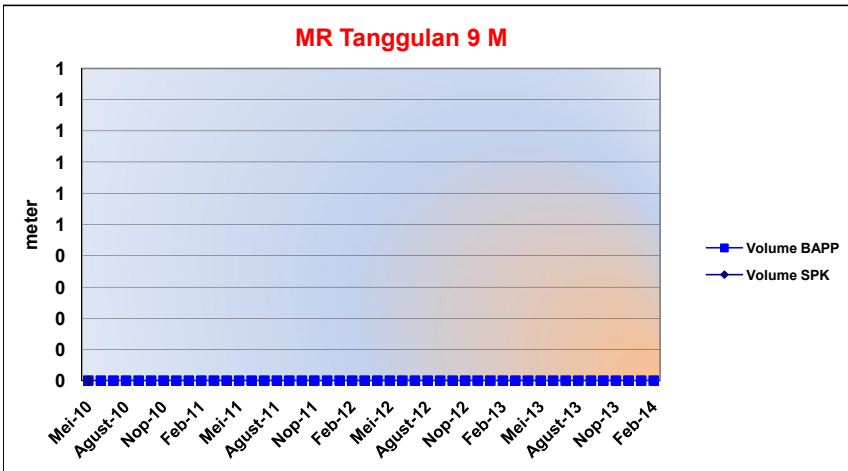


Month	Monthly Progress	Accumulated
Mei-10	-	-
Jun-10	37,20	37,20
Jul-10	27,70	64,90
Agust-10	30,79	95,69
Sep-10	8,75	104,44
Okt-10	35,70	140,14
Nop-10	3,80	143,94
Des-10	13,80	157,74
Jan-11	9,54	167,28
Feb-11	-	167,28
Mar-11	2,10	169,38
Apr-11	14,44	183,82
Mei-11	14,86	198,68
Jun-11	-	198,68
Jul-11	18,50	217,18
Agust-11	-	217,18
Sep-11	7,40	224,58
Okt-11	24,04	248,62
Nop-11	15,52	264,14
Des-11	20,47	284,61
Jan-12	-	284,61
Feb-12	24,83	309,44
Mar-12	9,60	319,04
Apr-12	-	319,04
Mei-12	-	319,04
Jun-12	7,57	326,61
Jul-12	9,43	336,04
Agust-12	-	336,04
Sep-12	-	336,04
Okt-12	-	336,04
Nop-12	14,80	350,84
Des-12	5,80	356,64
Jan-13	17,00	373,64
Feb-13	11,90	385,54
Mar-13	12,00	397,54
Apr-13	5,90	403,44
Mei-13	17,00	420,44
Jun-13	35,53	455,97
Jul-13	20,40	476,37
Agust-13	-	476,37
Sep-13	20,39	496,76
Okt-13	11,80	508,56
Nop-13	51,00	559,56
Des-13	4,26	563,82
Jan-14	12,30	576,12
Feb-14	77,60	653,72
	563,82	



CLAIM SUMMARY - Desa Susuk Dalam Estate

Type of Work	SPK Vol (Meter)	Progress	%
MR Tanggulan 9 M	-	-	0,00%

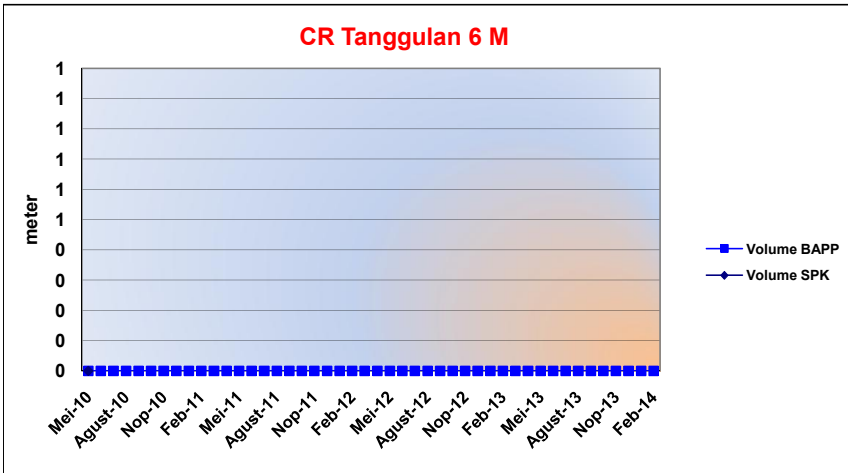


Month	Monthly Progress	Accumulated
Mei-10	-	-
Jun-10	-	-
Jul-10	-	-
Agust-10	-	-
Sep-10	-	-
Okt-10	-	-
Nop-10	-	-
Des-10	-	-
Jan-11	-	-
Feb-11	-	-
Mar-11	-	-
Apr-11	-	-
Mei-11	-	-
Jun-11	-	-
Jul-11	-	-
Agust-11	-	-
Sep-11	-	-
Okt-11	-	-
Nop-11	-	-
Des-11	-	-
Jan-12	-	-
Feb-12	-	-
Mar-12	-	-
Apr-12	-	-
Mei-12	-	-
Jun-12	-	-
Jul-12	-	-
Agust-12	-	-
Sep-12	-	-
Okt-12	-	-
Nop-12	-	-
Des-12	-	-
Jan-13	-	-
Feb-13	-	-
Mar-13	-	-
Apr-13	-	-
Mei-13	-	-
Jun-13	-	-
Jul-13	-	-
Agust-13	-	-
Sep-13	-	-
Okt-13	-	-
Nop-13	-	-
Des-13	-	-
Jan-14	-	-
Feb-14	-	-
	-	-



CLAIM SUMMARY - Desa Susuk Dalam Estate

Type of Work	SPK Vol (Meter)	Progress	%
CR Tanggulan 6 M	-	-	0,00%



Month	Monthly Progress	Accumulated
Mei-10	-	-
Jun-10	-	-
Jul-10	-	-
Agust-10	-	-
Sep-10	-	-
Okt-10	-	-
Nop-10	-	-
Des-10	-	-
Jan-11	-	-
Feb-11	-	-
Mar-11	-	-
Apr-11	-	-
Mei-11	-	-
Jun-11	-	-
Jul-11	-	-
Agust-11	-	-
Sep-11	-	-
Okt-11	-	-
Nop-11	-	-
Des-11	-	-
Jan-12	-	-
Feb-12	-	-
Mar-12	-	-
Apr-12	-	-
Mei-12	-	-
Jun-12	-	-
Jul-12	-	-
Agust-12	-	-
Sep-12	-	-
Okt-12	-	-
Nop-12	-	-
Des-12	-	-
Jan-13	-	-
Feb-13	-	-
Mar-13	-	-
Apr-13	-	-
Mei-13	-	-
Jun-13	-	-
Jul-13	-	-
Agust-13	-	-
Sep-13	-	-
Okt-13	-	-
Nop-13	-	-
Des-13	-	-
Jan-14	-	-
Feb-14	-	-
	-	-

