



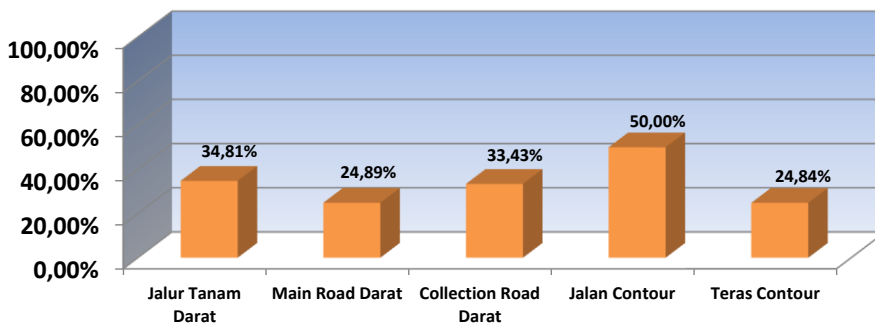
**PROGRESS REPORT - Kebun Kawi**

KONTRAK NO :

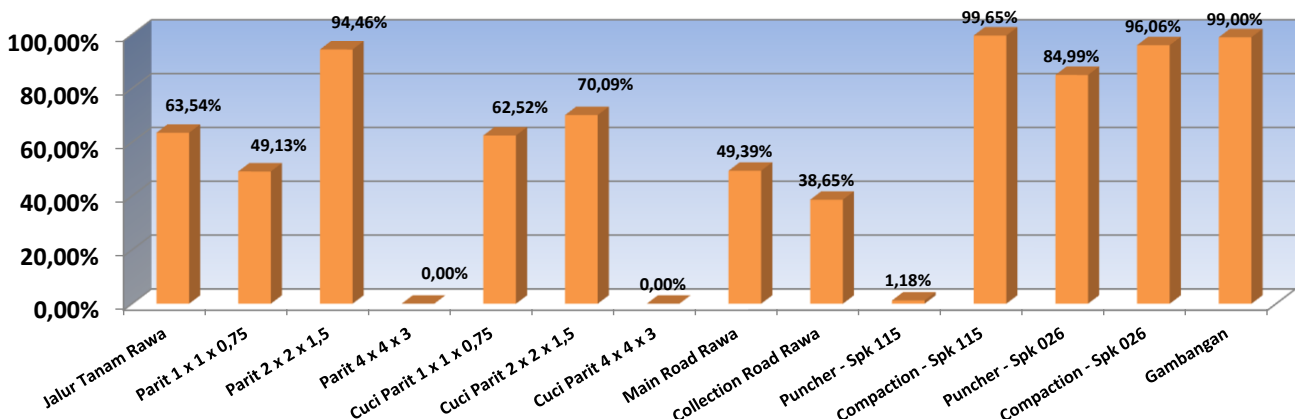
1. 184/KAWA/LOA/12/2013
2. 184/KAWA/JKTO/12/2013-PEMBUKAAN LAHAN, IMAS TUMBANG, SWAB LP
3. 008/KAWA/JKTO/01/2014-GAMBANGAN
4. 026/KAWA/JKTO/01/2014-PUNCHER & COMPACTION
5. 115/KAWA/JKTO/04/2014-PUNCHER & COMPACTION

Jenis Pekerjaan	Unit	Vol SPK 1 Jan '14 s.d. 31 Des '14	Realisasi			%
			AKUMULASI S.D BULAN LALU	BAPP Des 2014	S.D BAPP Des 2014	
<b>Bulldozer</b>						
Jalur Tanam Darat	Ha	300,00	95,42	9,01	104,43	34,81%
Main Road Darat	Meter	2.550,00	291,50	343,20	634,70	24,89%
Collection Road Darat	Meter	8.400,00	2.629,15	178,70	2.807,85	33,43%
Jalan Contour	Meter	5.750,00	2.875,00	-	2.875,00	50,00%
Teras Contour	Meter	55.750,00	11.046,04	2.802,14	13.848,18	24,84%
Sewa Bulldozer	HM	-	2.532,70	-	2.532,70	-
<b>Excavator</b>						
Jalur Tanam Rawa	Ha	200,00	121,08	5,99	127,07	63,54%
Parit 1 x 1 x 0,75	Meter	72.500,00	27.918,61	7.700,31	35.618,92	49,13%
Parit 2 x 2 x 1,5	Meter	13.000,00	10.990,40	1.289,99	12.280,39	94,46%
Parit 4 x 4 x 3	Meter	3.290,00	-	-	-	0,00%
Cuci Parit 1 x 1 x 0,75	Meter	75.394,00	46.928,15	207,59	47.135,74	62,52%
Cuci Parit 2 x 2 x 1,5	Meter	10.900,00	7.640,13	-	7.640,13	70,09%
Cuci Parit 4 x 4 x 3	Meter	112,00	-	-	-	0,00%
Main Road Rawa	Meter	2.040,00	569,50	438,14	1.007,64	49,39%
Collection Road Rawa	Meter	6.720,00	2.102,62	494,34	2.596,96	38,65%
Sewa Excavator	HM	-	12.673,20	-	12.673,20	-
Gorong-gorong	Unit	-	21,00	10,00	31,00	-
Jembatan 2 M	Unit	-	-	-	-	-
Jembatan 4 M	Unit	-	-	-	-	-
Jembatan 5-10 M	Unit	-	-	-	-	-
Jembatan > 10 M	Unit	-	-	-	-	-
Imas Tumbang	Ha	500,00	5,92	-	5,92	1,18%
Puncher - Spk 115	Meter	190,00	189,33	-	189,33	99,65%
Compaction - Spk 115	Meter	190,00	128,02	33,47	161,49	84,99%
Puncher - Spk 026	Meter	100,00	96,06	-	96,06	96,06%
Compaction - Spk 026	Meter	100,00	99,00	-	99,00	99,00%
Gambangan	Meter	4.380,00	3.382,30	885,74	4.268,04	97,44%

**Pekerjaan Bulldozer**



**Pekerjaan Excavator**

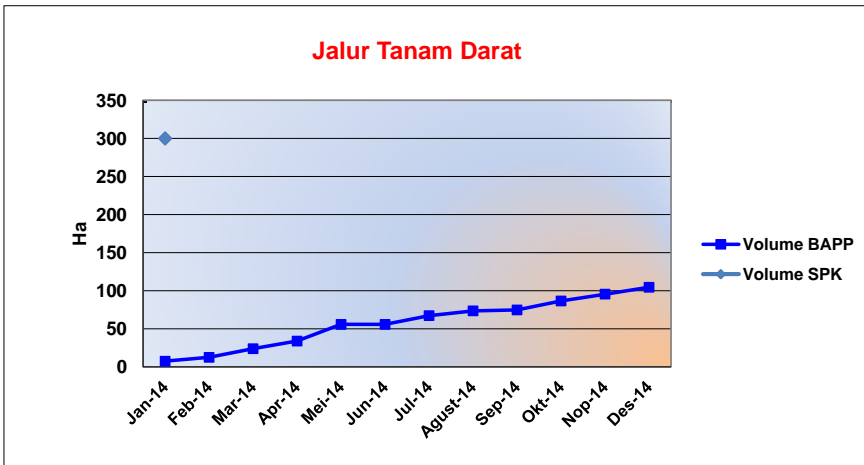




**PROGRESS REPORT - Kebun Kawi**

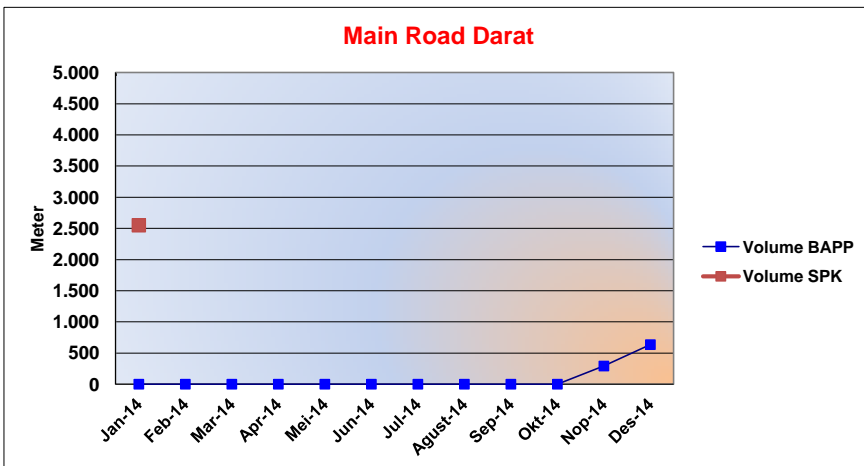
**Chart & Detail Per Month**

Jenis Pekerjaan	Unit	Vol SPK	Realisasi	%
Jalur Tanam Darat	Ha	300,00	104,43	34,81%



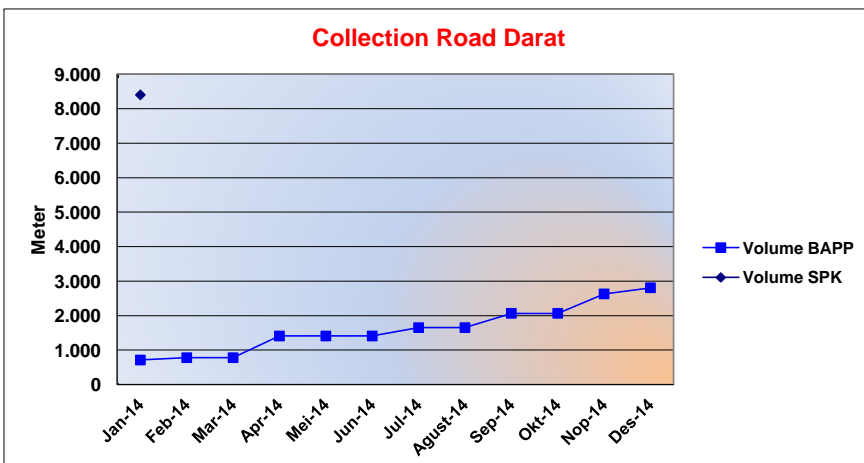
Bulan	Hasil per Bulan	Kumulatif
Jan-14	7,27	7,27
Feb-14	5,09	12,36
Mar-14	11,36	23,72
Apr-14	9,99	33,71
Mei-14	21,87	55,58
Jun-14	-	55,58
Jul-14	11,57	67,15
Agust-14	6,29	73,44
Sep-14	1,20	74,64
Okt-14	11,80	86,44
Nop-14	8,98	95,42
Des-14	9,01	104,43
	<b>104,43</b>	

Jenis Pekerjaan	Unit	Vol SPK	Realisasi	%
Main Road Darat	Meter	2.550,00	634,70	24,89%



Bulan	Hasil per Bulan	Kumulatif
Jan-14	-	-
Feb-14	-	-
Mar-14	-	-
Apr-14	-	-
Mei-14	-	-
Jun-14	-	-
Jul-14	-	-
Agust-14	-	-
Sep-14	-	-
Okt-14	-	-
Nop-14	291,50	291,50
Des-14	343,20	634,70
	<b>634,70</b>	

Jenis Pekerjaan	Unit	Vol SPK	Realisasi	%
Collection Road Darat	Meter	8.400,00	2.807,85	33,43%

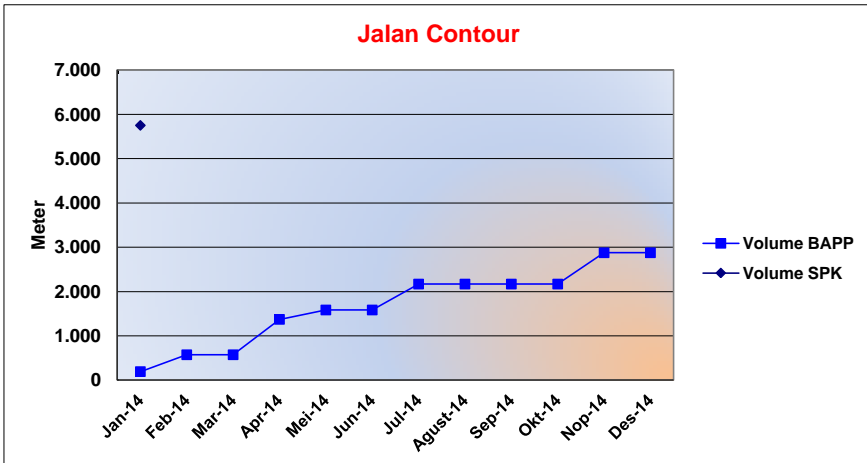


Bulan	Hasil per Bulan	Kumulatif
Jan-14	712,28	712,28
Feb-14	67,36	779,64
Mar-14	-	779,64
Apr-14	629,34	1.408,98
Mei-14	-	1.408,98
Jun-14	-	1.408,98
Jul-14	242,85	1.651,83
Agust-14	-	1.651,83
Sep-14	413,97	2.065,80
Okt-14	-	2.065,80
Nop-14	563,35	2.629,15
Des-14	178,70	2.807,85
	<b>2.807,85</b>	



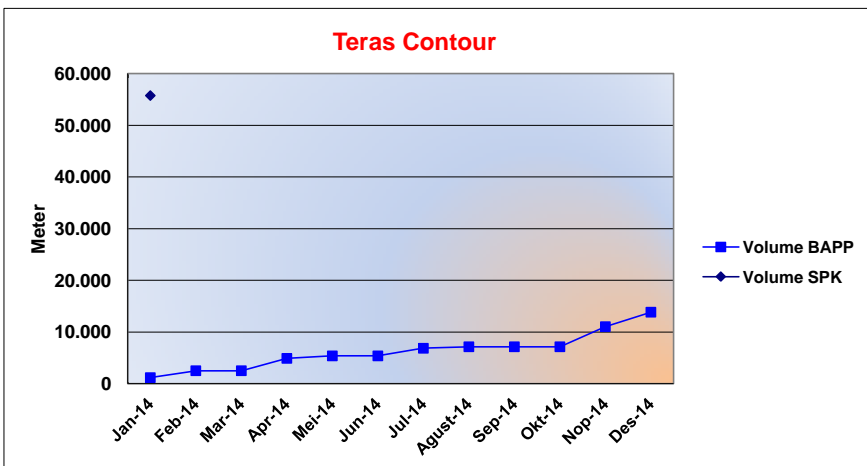
**PROGRESS REPORT - Kebun Kawi**

Jenis Pekerjaan	Unit	Vol SPK	Realisasi	%
Jalan Contour	Meter	5.750,00	2.875,00	50,00%



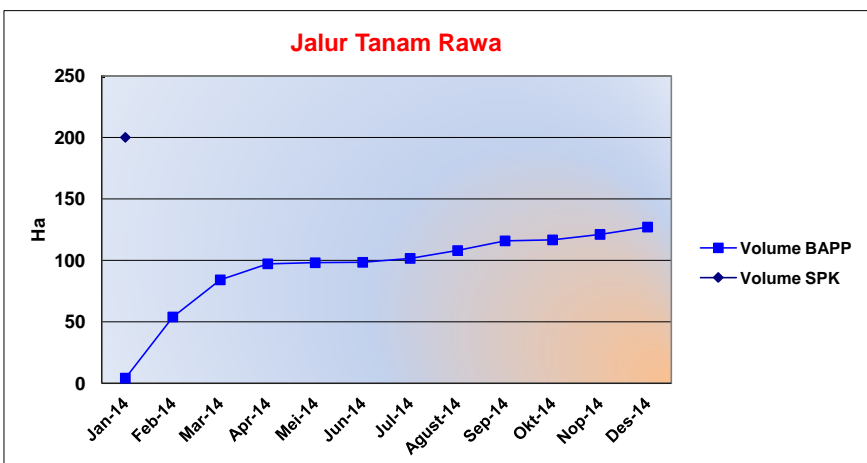
Bulan	Hasil per Bulan	Kumulatif
Jan-14	192,46	192,46
Feb-14	380,52	572,98
Mar-14	-	572,98
Apr-14	798,66	1.371,64
Mei-14	212,09	1.583,73
Jun-14	-	1.583,73
Jul-14	585,12	2.168,85
Agust-14	-	2.168,85
Sep-14	-	2.168,85
Okt-14	-	2.168,85
Nop-14	706,15	2.875,00
Des-14	-	2.875,00
	<b>2.875,00</b>	

Jenis Pekerjaan	Unit	Vol SPK	Realisasi	%
Teras Contour	Meter	55.750,00	13.848,18	24,84%



Bulan	Hasil per Bulan	Kumulatif
Jan-14	1.185,03	1.185,03
Feb-14	1.339,00	2.524,03
Mar-14	-	2.524,03
Apr-14	2.385,01	4.909,04
Mei-14	481,04	5.390,08
Jun-14	-	5.390,08
Jul-14	1.478,58	6.868,66
Agust-14	285,80	7.154,46
Sep-14	-	7.154,46
Okt-14	-	7.154,46
Nop-14	3.891,58	11.046,04
Des-14	2.802,14	13.848,18
	<b>13.848,18</b>	

Jenis Pekerjaan	Unit	Vol SPK	Realisasi	%
Jalur Tanam Rawa	Ha	200,00	127,07	63,54%

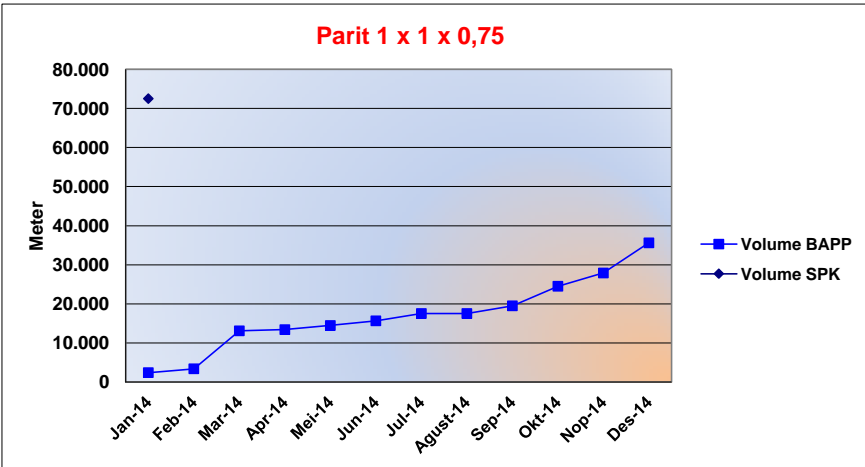


Bulan	Hasil per Bulan	Kumulatif
Jan-14	4,28	4,28
Feb-14	49,71	53,99
Mar-14	30,15	84,14
Apr-14	13,06	97,20
Mei-14	0,87	98,07
Jun-14	0,34	98,41
Jul-14	3,16	101,57
Agust-14	6,40	107,97
Sep-14	7,87	115,84
Okt-14	0,82	116,66
Nop-14	4,42	121,08
Des-14	5,99	127,07
	<b>127,07</b>	



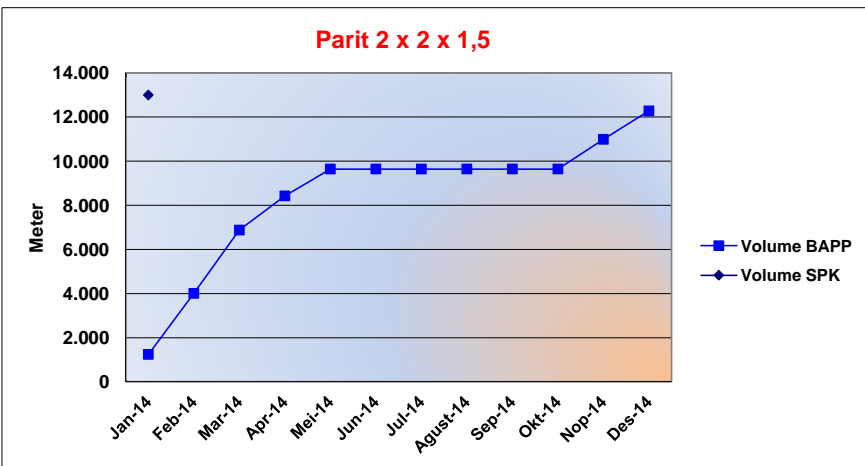
**PROGRESS REPORT - Kebun Kawi**

Jenis Pekerjaan	Unit	Vol SPK	Realisasi	%
Parit 1 x 1 x 0,75	Meter	72.500,00	35.618,92	49,13%



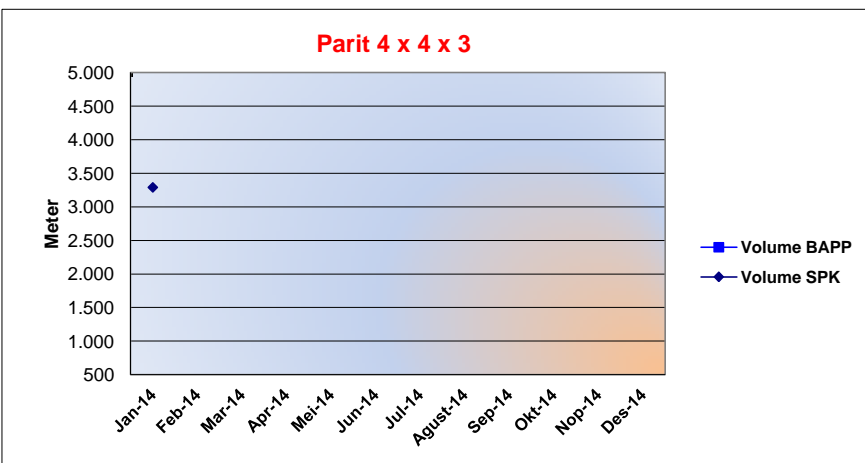
Bulan	Hasil per Bulan	Kumulatif
Jan-14	2.440,58	2.440,58
Feb-14	976,78	3.417,36
Mar-14	9.705,21	13.122,57
Apr-14	307,11	13.429,68
Mei-14	1.058,17	14.487,85
Jun-14	1.195,11	15.682,96
Jul-14	1.876,37	17.559,33
Agust-14	-	17.559,33
Sep-14	1.958,52	19.517,85
Okt-14	5.005,91	24.523,76
Nop-14	3.394,85	27.918,61
Des-14	7.700,31	35.618,92
	<b>35.618,92</b>	

Jenis Pekerjaan	Unit	Vol SPK	Realisasi	%
Parit 2 x 2 x 1,5	Meter	13.000	12.280,39	94,46%



Bulan	Hasil per Bulan	Kumulatif
Jan-14	1.240,07	1.240,07
Feb-14	2.767,12	4.007,19
Mar-14	2.869,56	6.876,75
Apr-14	1.550,19	8.426,94
Mei-14	1.218,64	9.645,58
Jun-14	-	9.645,58
Jul-14	-	9.645,58
Agust-14	-	9.645,58
Sep-14	-	9.645,58
Okt-14	-	9.645,58
Nop-14	1.344,82	10.990,40
Des-14	1.289,99	12.280,39
	<b>12.280,39</b>	

Jenis Pekerjaan	Unit	Vol SPK	Realisasi	%
Parit 4 x 4 x 3	Meter	3.290,00	-	0,00%

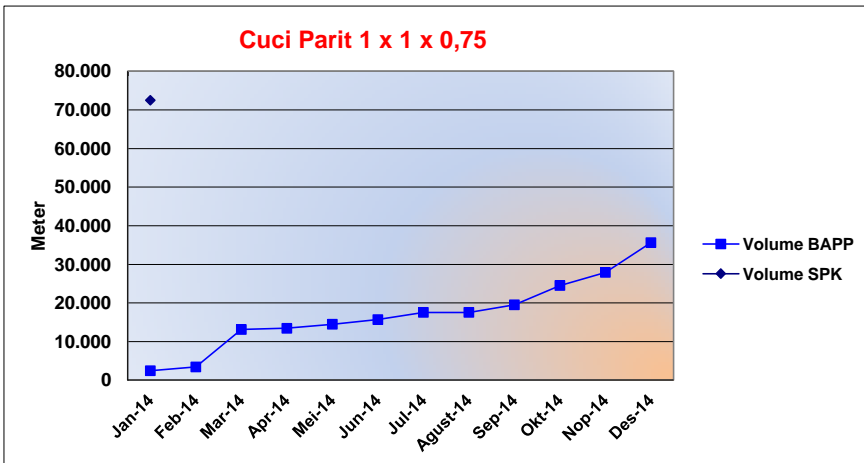


Bulan	Hasil per Bulan	Kumulatif
Jan-14	-	-
Feb-14	-	-
Mar-14	-	-
Apr-14	-	-
Mei-14	-	-
Jun-14	-	-
Jul-14	-	-
Agust-14	-	-
Sep-14	-	-
Okt-14	-	-
Nop-14	-	-
Des-14	-	-
	-	-



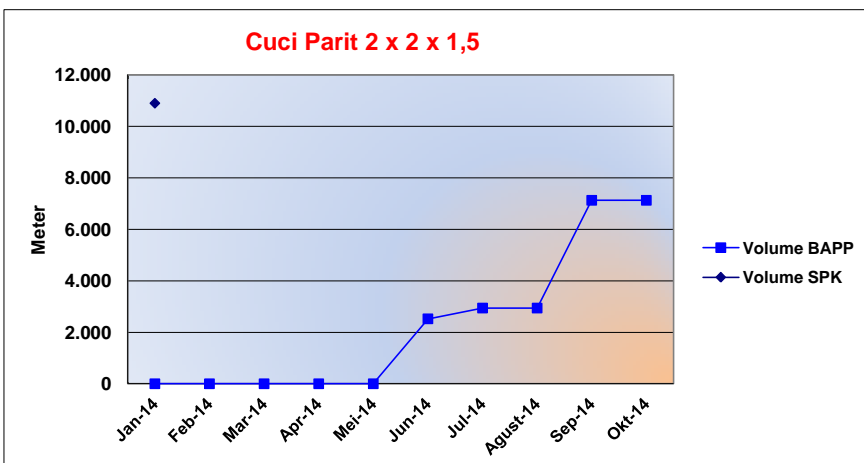
**PROGRESS REPORT - Kebun Kawi**

Jenis Pekerjaan	Unit	Vol SPK	Realisasi	%
Cuci Parit 1 x 1 x 0,75	Meter	75.394,00	47.135,74	62,52%



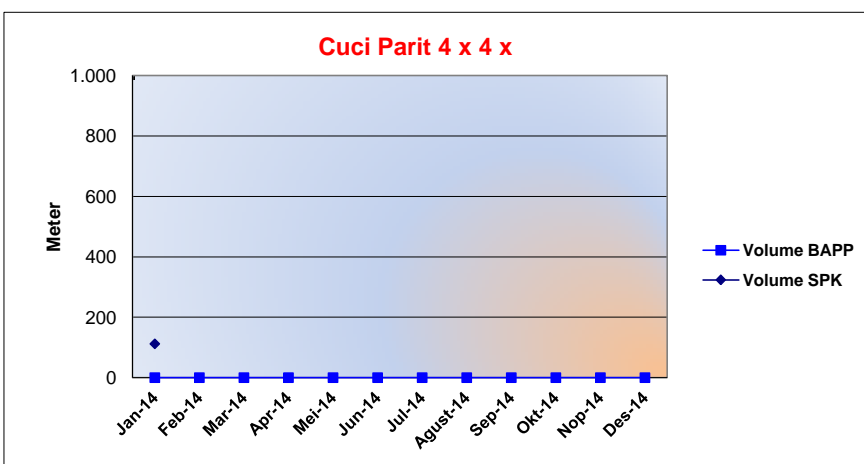
Bulan	Hasil per Bulan	Kumulatif
Jan-14	-	-
Feb-14	-	-
Mar-14	-	-
Apr-14	-	-
Mei-14	-	-
Jun-14	23.630,87	23.630,87
Jul-14	4.378,64	28.009,51
Agust-14	-	28.009,51
Sep-14	10.976,61	38.986,12
Okt-14	3.490,51	42.476,63
Nop-14	4.451,52	46.928,15
Des-14	207,59	47.135,74
	<b>47.135,74</b>	

Jenis Pekerjaan	Unit	Vol SPK	Realisasi	%
Cuci Parit 2 x 2 x 1,5	Meter	10.900,00	7.640,13	70,09%



Bulan	Hasil per Bulan	Kumulatif
Jan-14	-	-
Feb-14	-	-
Mar-14	-	-
Apr-14	-	-
Mei-14	-	-
Jun-14	2.522,98	2.522,98
Jul-14	418,53	2.941,51
Agust-14	-	2.941,51
Sep-14	4.186,28	7.127,79
Okt-14	-	7.127,79
Nop-14	512,34	7.640,13
Des-14	-	7.640,13
	<b>7.640,13</b>	

Jenis Pekerjaan	Unit	Vol SPK	Realisasi	%
Cuci Parit 4 x 4 x 3	Meter	112,00	-	0,00%

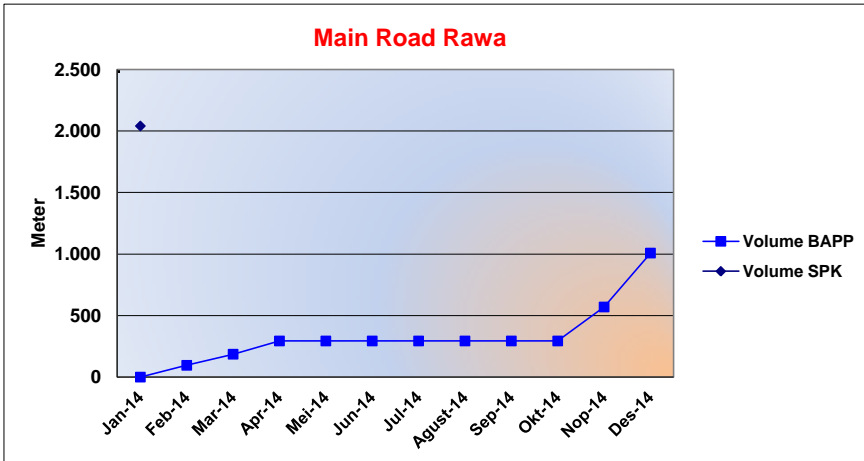


Bulan	Hasil per Bulan	Kumulatif
Jan-14	-	-
Feb-14	-	-
Mar-14	-	-
Apr-14	-	-
Mei-14	-	-
Jun-14	-	-
Jul-14	-	-
Agust-14	-	-
Sep-14	-	-
Okt-14	-	-
Nop-14	-	-
Des-14	-	-
	-	-



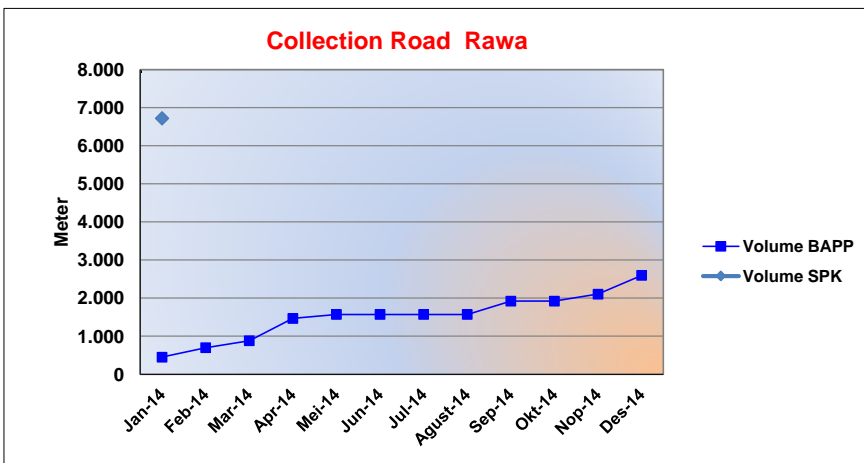
**PROGRESS REPORT - Kebun Kawi**

Jenis Pekerjaan	Unit	Vol SPK	Realisasi	%
Main Road Rawa	Meter	2.040,00	1.007,64	49,39%



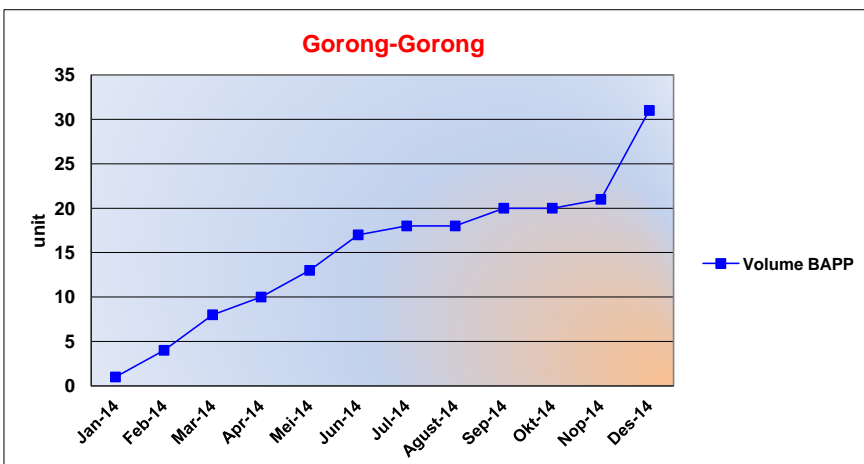
Bulan	Hasil per Bulan	Kumulatif
Jan-14	-	-
Feb-14	95,64	95,64
Mar-14	90,36	186,00
Apr-14	107,47	293,47
Mei-14	-	293,47
Jun-14	-	293,47
Jul-14	-	293,47
Agust-14	-	293,47
Sep-14	-	293,47
Okt-14	-	293,47
Nop-14	276,03	569,50
Des-14	438,14	1.007,64
	<b>1.007,64</b>	

Jenis Pekerjaan	Unit	Vol SPK	Realisasi	%
Collection Road Rawa	Meter	6.720,00	2.596,96	38,65%



Bulan	Hasil per Bulan	Kumulatif
Jan-14	448,02	448,02
Feb-14	249,27	697,29
Mar-14	182,29	879,58
Apr-14	584,68	1.464,26
Mei-14	106,90	1.571,16
Jun-14	-	1.571,16
Jul-14	-	1.571,16
Agust-14	-	1.571,16
Sep-14	348,82	1.919,98
Okt-14	-	1.919,98
Nop-14	182,64	2.102,62
Des-14	494,34	2.596,96
	<b>2.596,96</b>	

Jenis Pekerjaan	Unit	Vol SPK	Realisasi	%
Gorong-gorong	Unit	-	31,00	0,00%

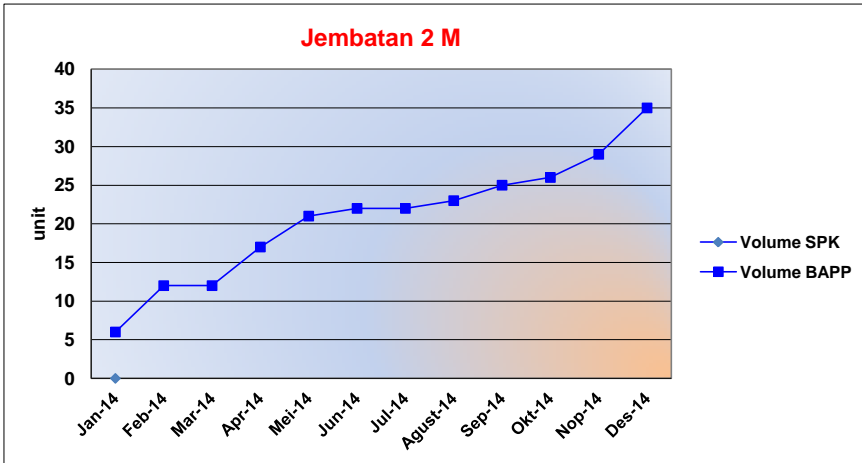


Bulan	Hasil per Bulan	Kumulatif
Jan-14	1,00	1,00
Feb-14	3,00	4,00
Mar-14	4,00	8,00
Apr-14	2,00	10,00
Mei-14	3,00	13,00
Jun-14	4,00	17,00
Jul-14	1,00	18,00
Agust-14	-	18,00
Sep-14	2,00	20,00
Okt-14	-	20,00
Nop-14	1,00	21,00
Des-14	10,00	31,00
	<b>31,00</b>	



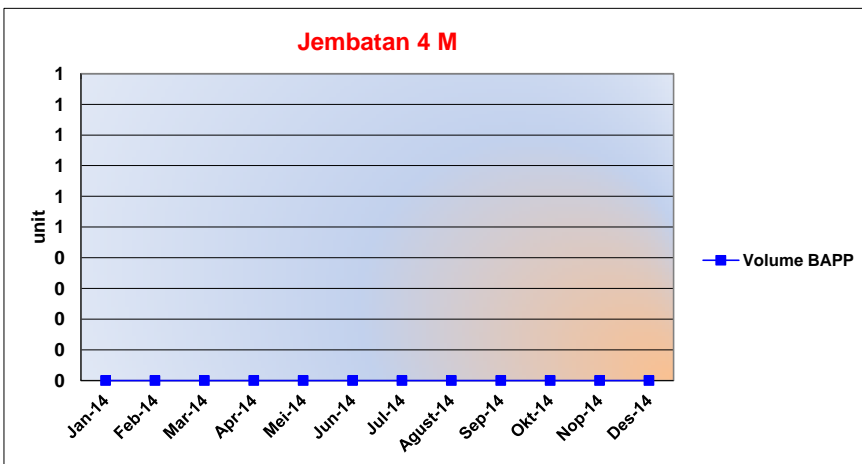
**PROGRESS REPORT - Kebun Kawi**

Jenis Pekerjaan	Unit	Vol SPK	Realisasi	%
Jembatan 2 M	Unit	-	35,00	0,00%



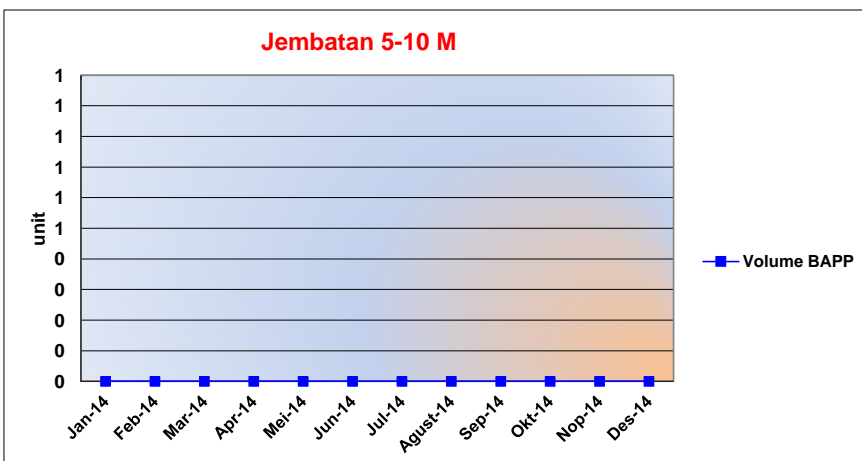
Bulan	Hasil per Bulan	Kumulatif
Jan-14	6,00	6,00
Feb-14	6,00	12,00
Mar-14	-	12,00
Apr-14	5,00	17,00
Mei-14	4,00	21,00
Jun-14	1,00	22,00
Jul-14	-	22,00
Agust-14	1,00	23,00
Sep-14	2,00	25,00
Okt-14	1,00	26,00
Nop-14	3,00	29,00
Des-14	6,00	35,00
	<b>35,00</b>	

Jenis Pekerjaan	Unit	Vol SPK	Realisasi	%
Jembatan 4 M	Unit	-	-	0,00%



Bulan	Hasil per Bulan	Kumulatif
Jan-14	-	-
Feb-14	-	-
Mar-14	-	-
Apr-14	-	-
Mei-14	-	-
Jun-14	-	-
Jul-14	-	-
Agust-14	-	-
Sep-14	-	-
Okt-14	-	-
Nop-14	-	-
Des-14	-	-
	-	-

Jenis Pekerjaan	Unit	Vol SPK	Realisasi	%
Jembatan 5-10 M	Unit	-	-	0,00%

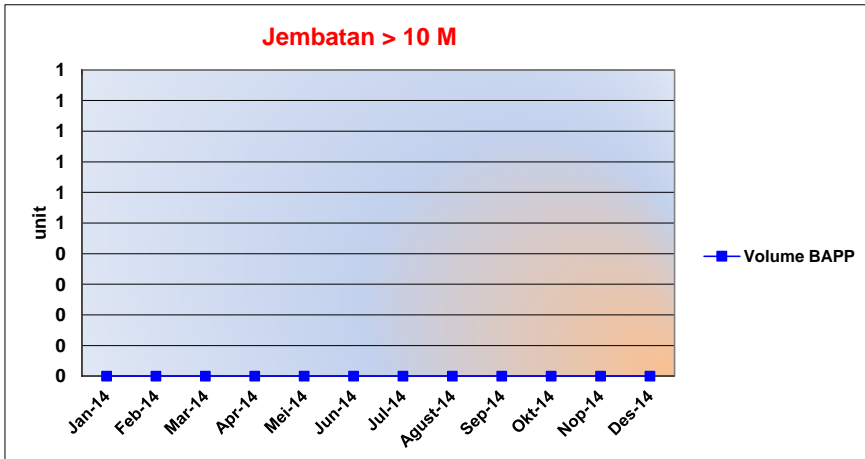


Bulan	Hasil per Bulan	Kumulatif
Jan-14	-	-
Feb-14	-	-
Mar-14	-	-
Apr-14	-	-
Mei-14	-	-
Jun-14	-	-
Jul-14	-	-
Agust-14	-	-
Sep-14	-	-
Okt-14	-	-
Nop-14	-	-
Des-14	-	-
	-	-



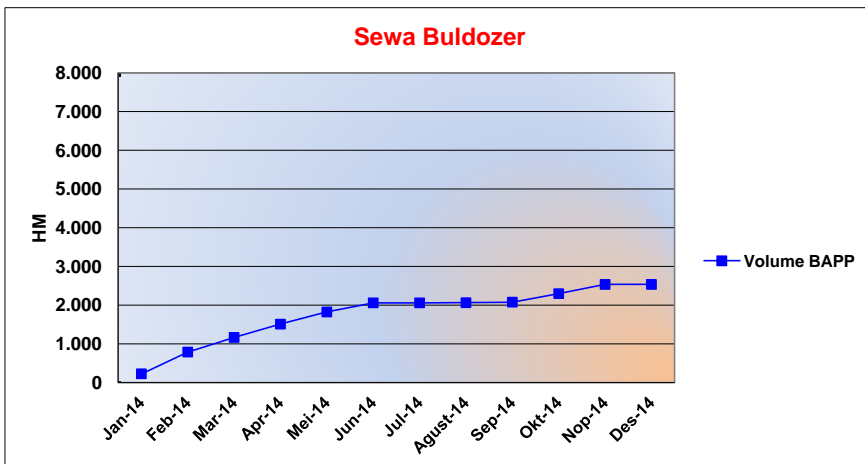
**PROGRESS REPORT - Kebun Kawi**

Jenis Pekerjaan	Unit	Vol SPK	Realisasi	%
Jembatan > 10 M	Unit	-	-	0,00%



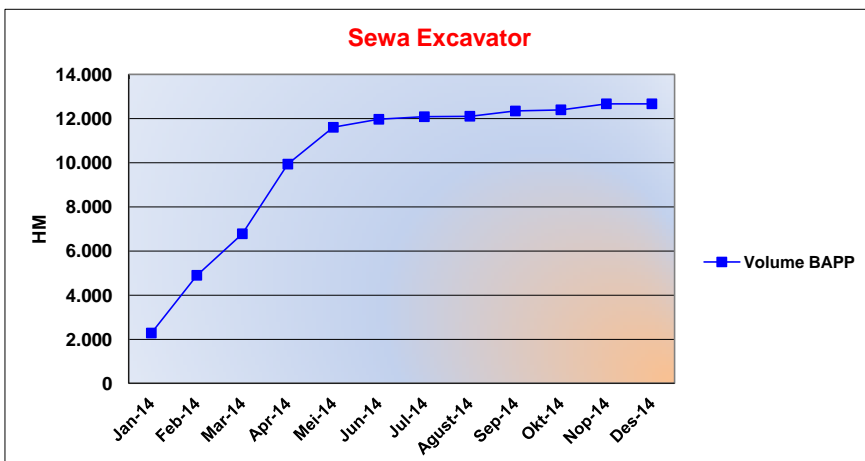
Bulan	Hasil per Bulan	Kumulatif
Jan-14	-	-
Feb-14	-	-
Mar-14	-	-
Apr-14	-	-
Mei-14	-	-
Jun-14	-	-
Jul-14	-	-
Agust-14	-	-
Sep-14	-	-
Okt-14	-	-
Nop-14	-	-
Des-14	-	-
	-	-

Jenis Pekerjaan	Unit	Vol SPK	Realisasi	%
Sewa Buldozer	HM	-	2.532,70	0,00%



Bulan	Hasil per Bulan	Kumulatif
Jan-14	223,80	223,80
Feb-14	561,50	785,30
Mar-14	377,70	1.163,00
Apr-14	344,10	1.507,10
Mei-14	314,70	1.821,80
Jun-14	235,90	2.057,70
Jul-14	-	2.057,70
Agust-14	3,50	2.061,20
Sep-14	14,80	2.076,00
Okt-14	219,20	2.295,20
Nop-14	237,50	2.532,70
Des-14	-	2.532,70
	2.532,70	

Jenis Pekerjaan	Unit	Vol SPK	Realisasi	%
Sewa Excavator	HM	-	12.673,20	0,00%

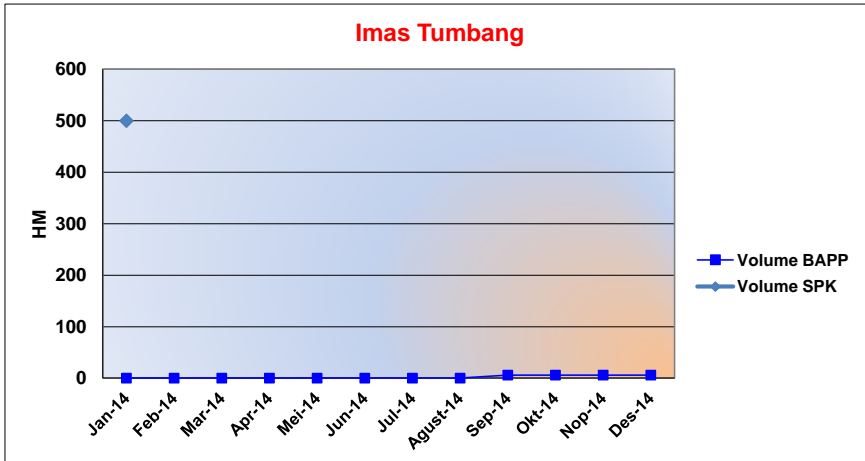


Bulan	Hasil per Bulan	Kumulatif
Jan-14	2.282,60	2.282,60
Feb-14	2.617,20	4.899,80
Mar-14	1.882,20	6.782,00
Apr-14	3.157,50	9.939,50
Mei-14	1.668,50	11.608,00
Jun-14	364,30	11.972,30
Jul-14	115,60	12.087,90
Agust-14	22,40	12.110,30
Sep-14	237,80	12.348,10
Okt-14	53,10	12.401,20
Nop-14	272,00	12.673,20
Des-14	-	12.673,20
	12.673,20	



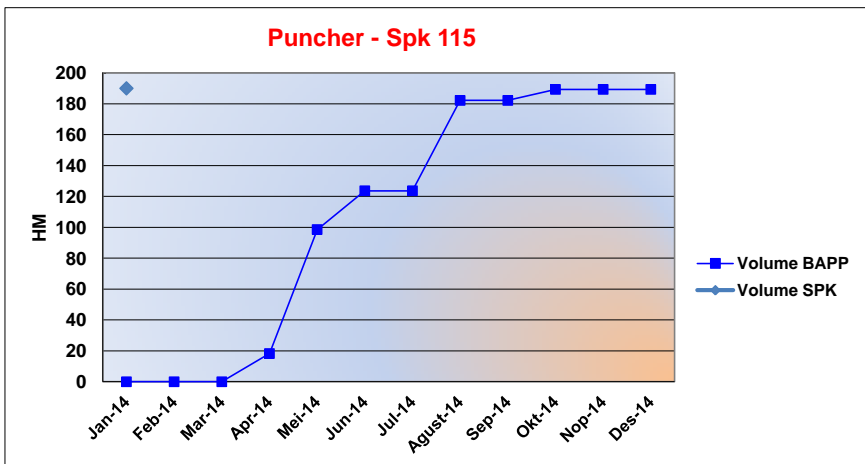
**PROGRESS REPORT - Kebun Kawi**

Jenis Pekerjaan	Unit	Vol SPK	Realisasi	%
Imas Tumbang	Ha	500,00	5,92	1,18%



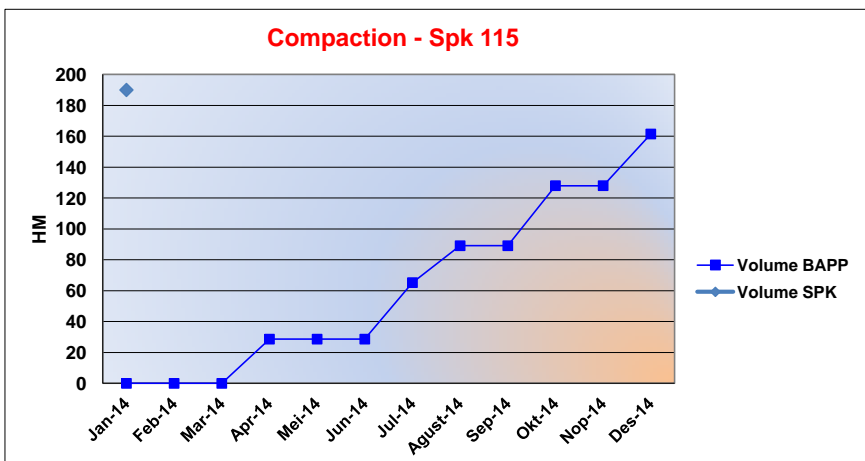
Bulan	Hasil per Bulan	Kumulatif
Jan-14	-	-
Feb-14	-	-
Mar-14	-	-
Apr-14	-	-
Mei-14	-	-
Jun-14	-	-
Jul-14	-	-
Agust-14	-	-
Sep-14	5,92	5,92
Okt-14	-	5,92
Nop-14	-	5,92
Des-14	-	5,92
	5,92	

Jenis Pekerjaan	Unit	Vol SPK	Realisasi	%
Puncher - Spk 115	Meter	190,00	189,33	99,65%



Bulan	Hasil per Bulan	Kumulatif
Jan-14	-	-
Feb-14	-	-
Mar-14	-	-
Apr-14	18,29	18,29
Mei-14	80,29	98,58
Jun-14	25,11	123,69
Jul-14	-	123,69
Agust-14	58,50	182,19
Sep-14	-	182,19
Okt-14	7,14	189,33
Nop-14	-	189,33
Des-14	-	189,33
	189,33	

Jenis Pekerjaan	Unit	Vol SPK	Realisasi	%
Compaction - Spk 115	Meter	190,00	161,49	84,99%

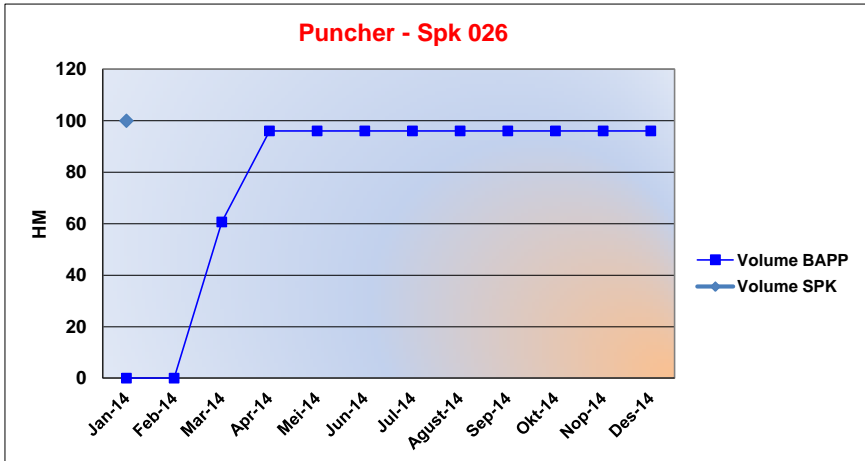


Bulan	Hasil per Bulan	Kumulatif
Jan-14	-	-
Feb-14	-	-
Mar-14	-	-
Apr-14	28,65	28,65
Mei-14	-	28,65
Jun-14	-	28,65
Jul-14	36,59	65,24
Agust-14	23,90	89,14
Sep-14	-	89,14
Okt-14	38,88	128,02
Nop-14	-	128,02
Des-14	33,47	161,49
	161,49	



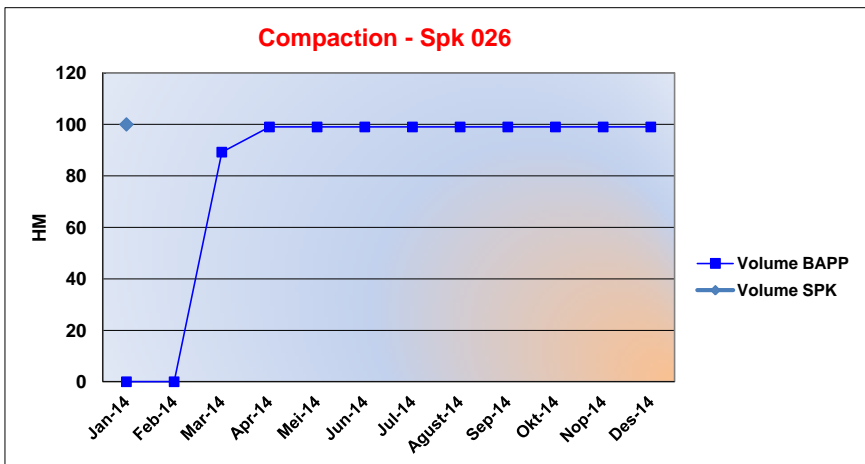
**PROGRESS REPORT - Kebun Kawi**

Jenis Pekerjaan	Unit	Vol SPK	Realisasi	%
Puncher - Spk 026	Meter	100,00	96,06	96,06%



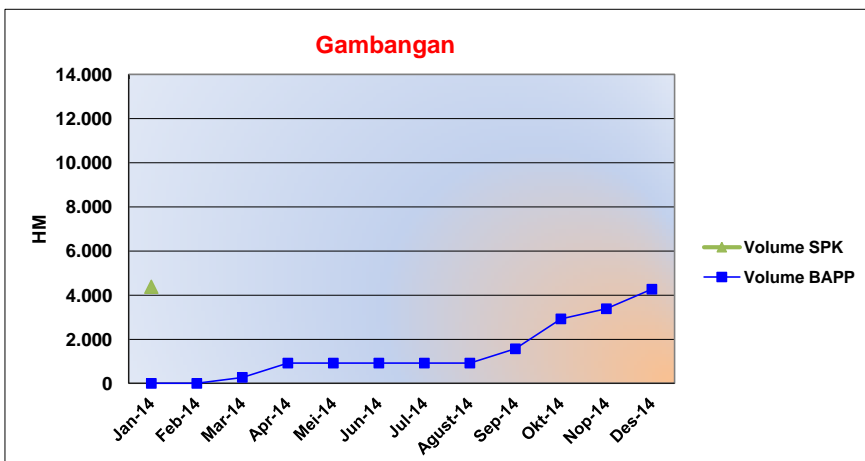
Bulan	Hasil per Bulan	Kumulatif
Jan-14	-	-
Feb-14	-	-
Mar-14	60,68	60,68
Apr-14	35,38	96,06
Mei-14	-	96,06
Jun-14	-	96,06
Jul-14	-	96,06
Agust-14	-	96,06
Sep-14	-	96,06
Okt-14	-	96,06
Nop-14	-	96,06
Des-14	-	96,06
	<b>96,06</b>	

Jenis Pekerjaan	Unit	Vol SPK	Realisasi	%
Compaction - Spk 026	Meter	100,00	99,00	99,00%



Bulan	Hasil per Bulan	Kumulatif
Jan-14	-	-
Feb-14	-	-
Mar-14	89,22	89,22
Apr-14	9,78	99,00
Mei-14	-	99,00
Jun-14	-	99,00
Jul-14	-	99,00
Agust-14	-	99,00
Sep-14	-	99,00
Okt-14	-	99,00
Nop-14	-	99,00
Des-14	-	99,00
	<b>99,00</b>	

Jenis Pekerjaan	Unit	Vol SPK	Realisasi	%
Gambangan	Meter	4.380,00	4.268,04	97,44%



Bulan	Hasil per Bulan	Kumulatif
Jan-14	-	-
Feb-14	-	-
Mar-14	272,65	272,65
Apr-14	647,36	920,01
Mei-14	-	920,01
Jun-14	-	920,01
Jul-14	-	920,01
Agust-14	-	920,01
Sep-14	646,11	1.566,12
Okt-14	1.357,51	2.923,63
Nop-14	458,67	3.382,30
Des-14	885,74	4.268,04
	<b>4.268,04</b>	