



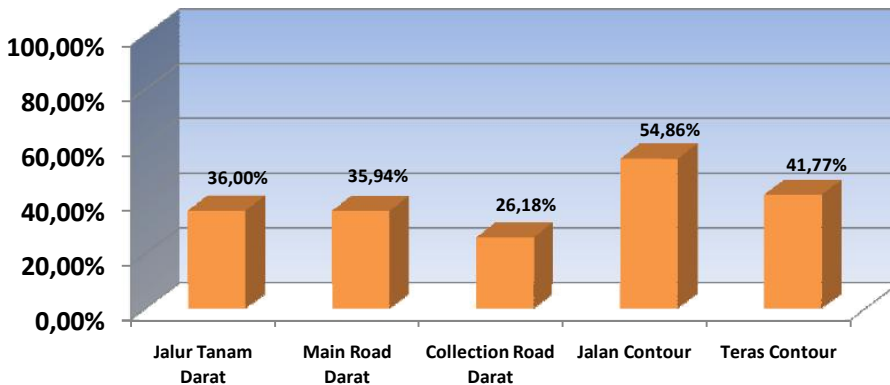
PROGRESS REPORT - Kebun Kawi

KONTRAK NO :

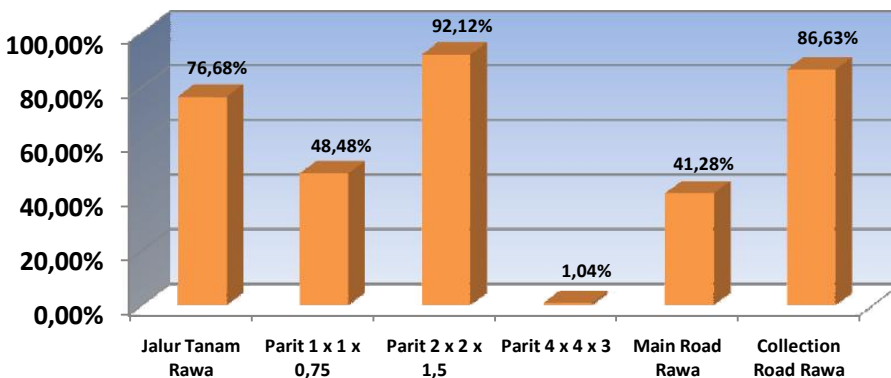
1. 151/KAWE/JKTO/12/2012-Jalur Tanam, BPRT, & PJLN
2. 151/KAWE/JKTO/12/2012-SWAB

Jenis Pekerjaan	Unit	Vol SPK 1 Jan '13 s.d. 31 Des '13	Realisasi			%
			AKUMULASI S.D BULAN LALU	BAPP Des 2013	S.D BAPP Des 2013	
Bulldozer						
Jalur Tanam Darat	Ha	1.400,00	485,02	18,93	503,95	36,00%
Main Road Darat	Meter	11.832,00	3.823,30	429,53	4.252,83	35,94%
Collection Road Darat	Meter	38.976,00	9.358,47	845,92	10.204,39	26,18%
Jalan Contour	Meter	39.100,00	21.132,35	319,46	21.451,81	54,86%
Teras Contour	Meter	211.850,00	87.308,33	1.187,40	88.495,73	41,77%
Sewa Buldozer	HM		6.858,50	338,70	7.197,20	
Excavator						
Jalur Tanam Rawa	Ha	1.000,00	674,88	91,87	766,75	76,68%
Parit 1 x 1 x 0,75	Meter	219.480,00	102.481,05	3.923,95	106.405,00	48,48%
Parit 2 x 2 x 1,5	Meter	37.027,00	26.871,39	7.239,52	34.110,91	92,12%
Parit 4 x 4 x 3	Meter	13.670,00	141,90	-	141,90	1,04%
Main Road Rawa	Meter	10.200,00	3.865,21	345,37	4.210,58	41,28%
Collection Road Rawa	Meter	11.832,00	8.489,65	1.760,77	10.250,42	86,63%
Gorong-gorong	Unit		37,00	6,00	43,00	
Jembatan 2 M	Unit		140,00	10,00	150,00	
Jembatan 4 M	Unit		1,00	-	1,00	
Jembatan 5-10 M	Unit		-	-	-	
Jembatan > 10 M	Unit		-	-	-	
Sewa Excavator	HM		15.669,60	3.731,90	19.401,50	
Imas Tumbang	Ha	2.400,00	-	-	-	0,00%

Pekerjaan Bulldozer



Pekerjaan Excavator

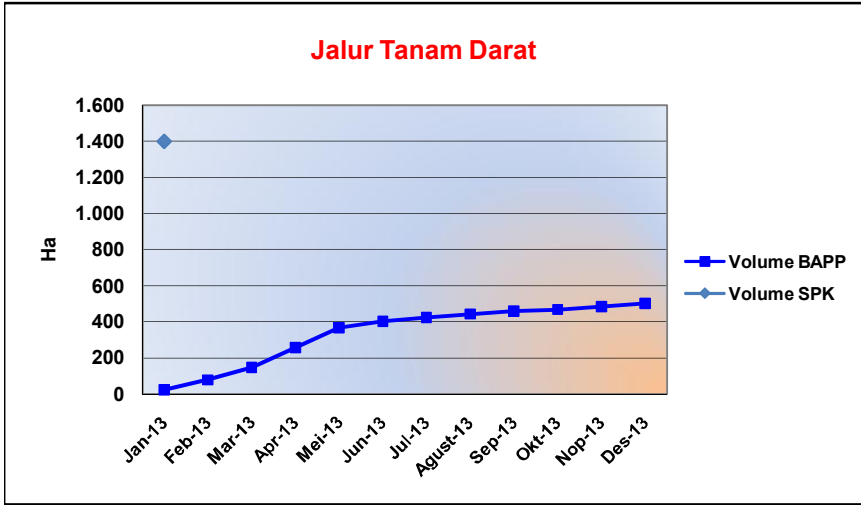




PROGRESS REPORT - Kebun Kawi

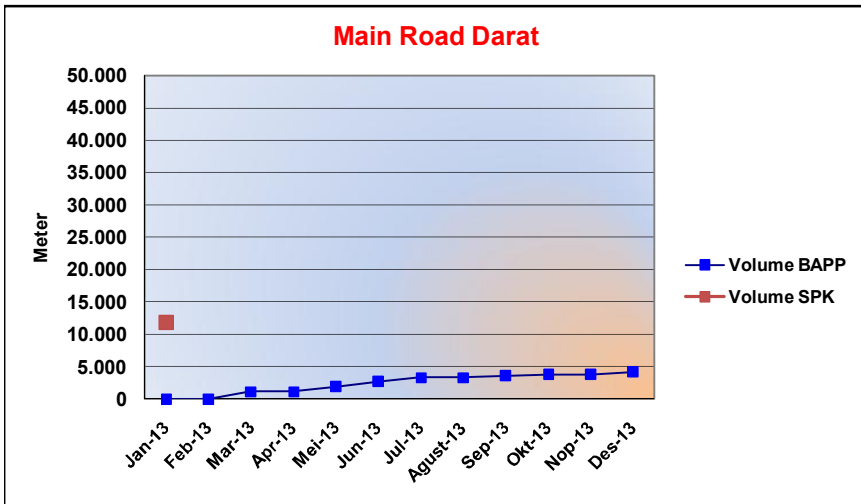
Chart & Detail Per Month

Jenis Pekerjaan	Unit	Vol SPK	Realisasi	%
Jalur Tanam Darat	Ha	1.400,00	485,02	36,00%



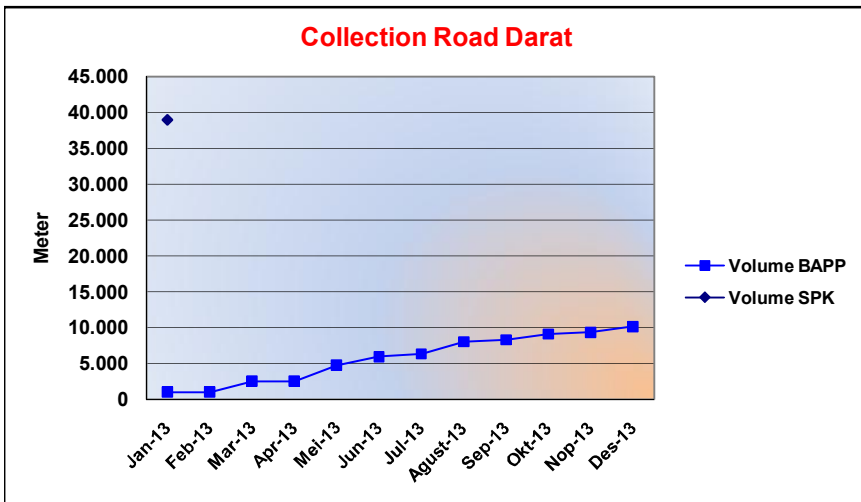
Bulan	Hasil per Bulan	Kumulatif
Jan-13	24,20	24,20
Feb-13	55,90	80,10
Mar-13	69,08	149,18
Apr-13	108,95	258,13
Mei-13	110,49	368,62
Jun-13	35,72	404,34
Jul-13	21,86	426,20
Agust-13	18,08	444,28
Sep-13	17,02	461,30
Okt-13	8,48	469,78
Nop-13	15,24	485,02
Des-13	18,93	503,95
	485,02	

Jenis Pekerjaan	Unit	Vol SPK	Realisasi	%
Main Road Darat	Meter	11.832,00	4.252,83	35,94%



Bulan	Hasil per Bulan	Kumulatif
Jan-13	-	-
Feb-13	-	-
Mar-13	1.228,21	1.228,21
Apr-13	-	1.228,21
Mei-13	721,35	1.949,56
Jun-13	791,90	2.741,46
Jul-13	671,48	3.412,94
Agust-13	-	3.412,94
Sep-13	235,51	3.648,45
Okt-13	174,85	3.823,30
Nop-13	-	3.823,30
Des-13	429,53	4.252,83
	4.252,83	

Jenis Pekerjaan	Unit	Vol SPK	Realisasi	%
Collection Road Darat	Meter	38.976,00	10.204,39	26,18%

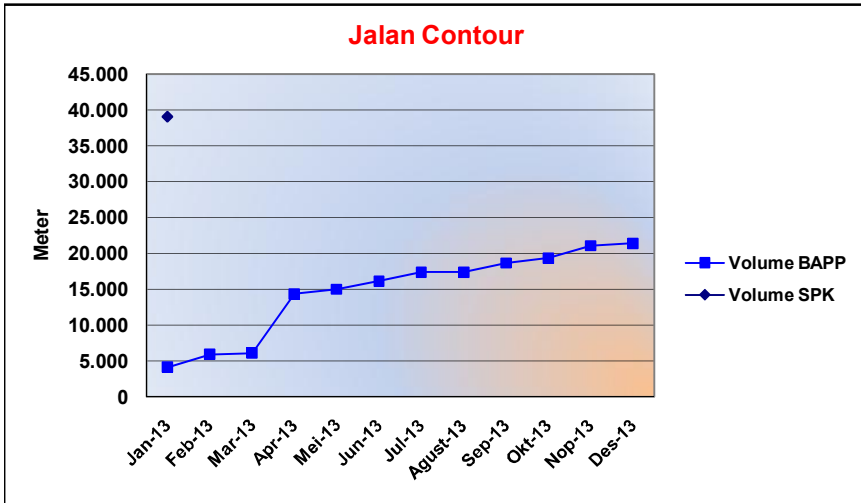


Bulan	Hasil per Bulan	Kumulatif
Jan-13	1.012,74	1.012,74
Feb-13	-	1.012,74
Mar-13	1.551,99	2.564,73
Apr-13	-	2.564,73
Mei-13	2.224,79	4.789,52
Jun-13	1.199,80	5.989,32
Jul-13	393,91	6.383,23
Agust-13	1.677,85	8.061,08
Sep-13	264,00	8.325,08
Okt-13	822,56	9.147,64
Nop-13	210,83	9.358,47
Des-13	845,92	10.204,39
	10.204,39	



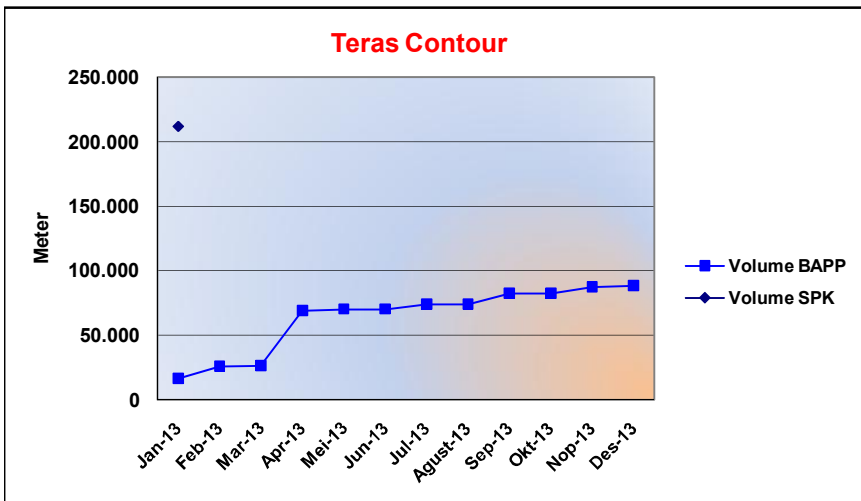
PROGRESS REPORT - Kebun Kawi

Jenis Pekerjaan	Unit	Vol SPK	Realisasi	%
Jalan Contour	Meter	39.100,00	21.451,81	54,86%



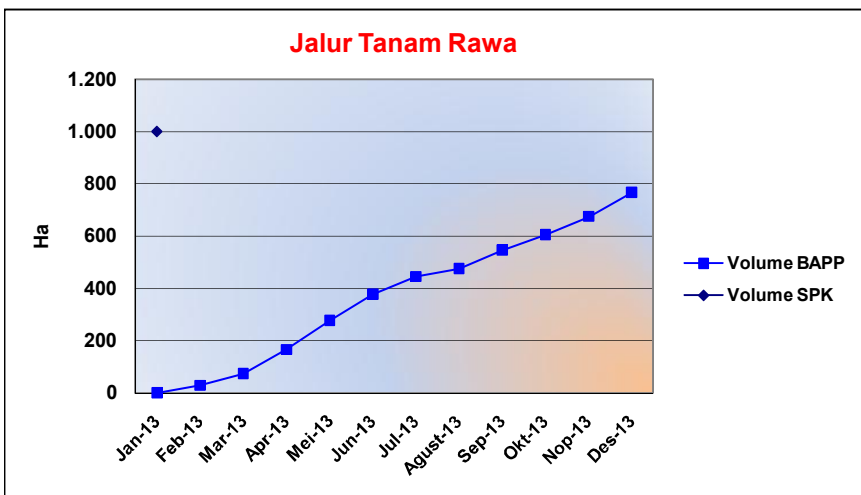
Bulan	Hasil per Bulan	Kumulatif
Jan-13	4.130,39	4.130,39
Feb-13	1.812,45	5.942,84
Mar-13	174,14	6.116,98
Apr-13	8.252,35	14.369,33
Mei-13	668,34	15.037,67
Jun-13	1.105,20	16.142,87
Jul-13	1.267,26	17.410,13
Agust-13	-	17.410,13
Sep-13	1.281,77	18.691,90
Okt-13	673,15	19.365,05
Nop-13	1.767,30	21.132,35
Des-13	319,46	21.451,81
	21.451,81	

Jenis Pekerjaan	Unit	Vol SPK	Realisasi	%
Teras Contour	Meter	211.850,00	88.495,73	41,77%



Bulan	Hasil per Bulan	Kumulatif
Jan-13	16.579,16	16.579,16
Feb-13	9.493,70	26.072,86
Mar-13	646,16	26.719,02
Apr-13	42.404,40	69.123,42
Mei-13	1.252,19	70.375,61
Jun-13	-	70.375,61
Jul-13	3.760,82	74.136,43
Agust-13	-	74.136,43
Sep-13	8.179,41	82.315,84
Okt-13	-	82.315,84
Nop-13	4.992,49	87.308,33
Des-13	1.187,40	88.495,73
	88.495,73	

Jenis Pekerjaan	Unit	Vol SPK	Realisasi	%
Jalur Tanam Rawa	Ha	1.000,00	766,75	76,68%

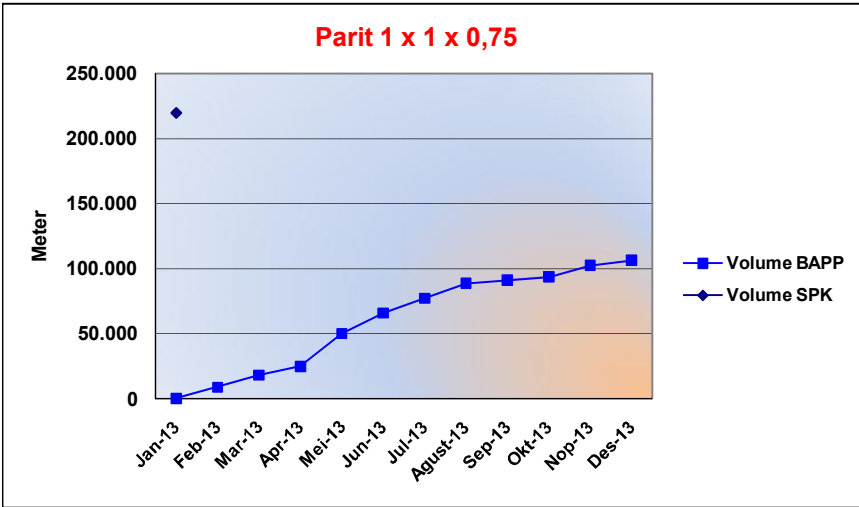


Bulan	Hasil per Bulan	Kumulatif
Jan-13	-	-
Feb-13	28,89	28,89
Mar-13	45,48	74,37
Apr-13	91,21	165,58
Mei-13	110,92	276,50
Jun-13	101,40	377,90
Jul-13	66,94	444,84
Agust-13	29,50	474,34
Sep-13	71,50	545,84
Okt-13	58,68	604,52
Nop-13	70,36	674,88
Des-13	91,87	766,75
	766,75	



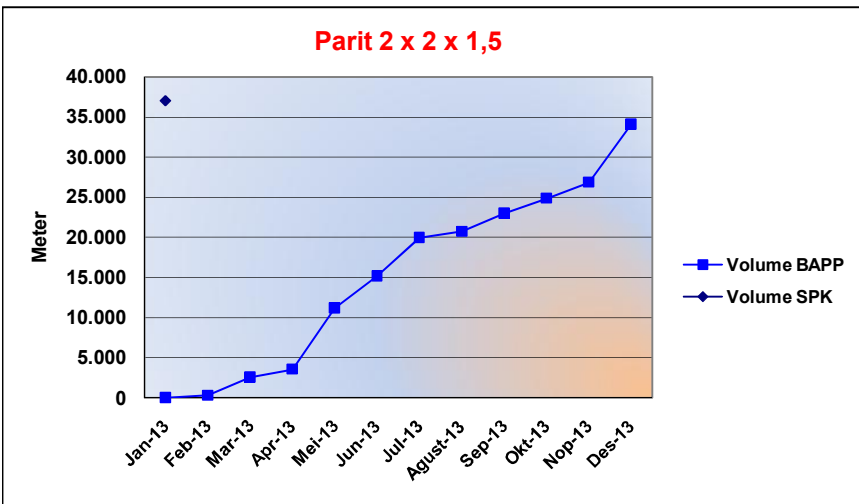
PROGRESS REPORT - Kebun Kawi

Jenis Pekerjaan	Unit	Vol SPK	Realisasi	%
Parit 1 x 1 x 0,75	Meter	219.480,00	106.405,00	48,48%



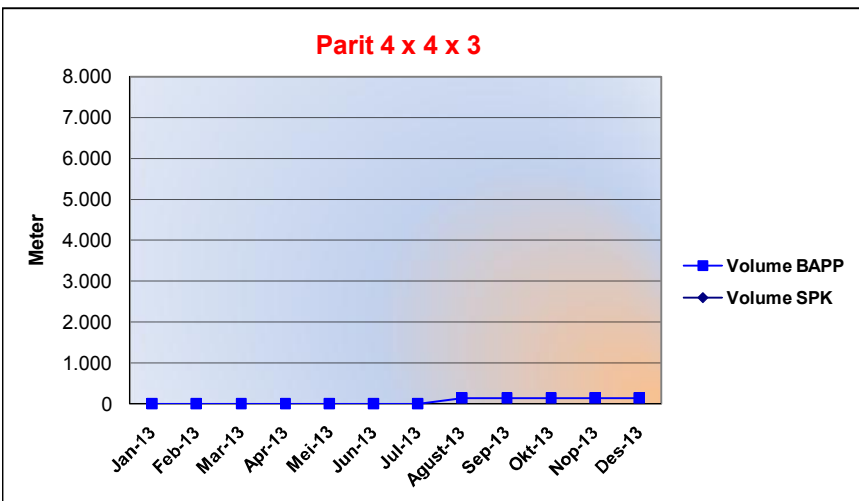
Bulan	Hasil per Bulan	Kumulatif
Jan-13	281,57	281,57
Feb-13	8.710,62	8.992,19
Mar-13	9.231,02	18.223,21
Apr-13	6.814,71	25.037,92
Mei-13	25.086,39	50.124,31
Jun-13	15.804,77	65.929,08
Jul-13	11.192,14	77.121,22
Agust-13	11.536,59	88.657,81
Sep-13	2.429,13	91.086,94
Okt-13	2.602,63	93.689,57
Nop-13	8.791,48	102.481,05
Des-13	3.923,95	106.405,00
	106.405,00	

Jenis Pekerjaan	Unit	Vol SPK	Realisasi	%
Parit 2 x 2 x 1,5	Meter	37.027	34.110,91	92,12%



Bulan	Hasil per Bulan	Kumulatif
Jan-13	-	-
Feb-13	294,64	294,64
Mar-13	2.288,65	2.583,29
Apr-13	968,66	3.551,95
Mei-13	7.653,44	11.205,39
Jun-13	3.975,81	15.181,20
Jul-13	4.786,03	19.967,23
Agust-13	770,56	20.737,79
Sep-13	2.245,70	22.983,49
Okt-13	1.895,23	24.878,72
Nop-13	1.992,67	26.871,39
Des-13	7.239,52	34.110,91
	34.110,91	

Jenis Pekerjaan	Unit	Vol SPK	Realisasi	%
Parit 4 x 4 x 3	Meter	13.670,00	141,90	1,04%

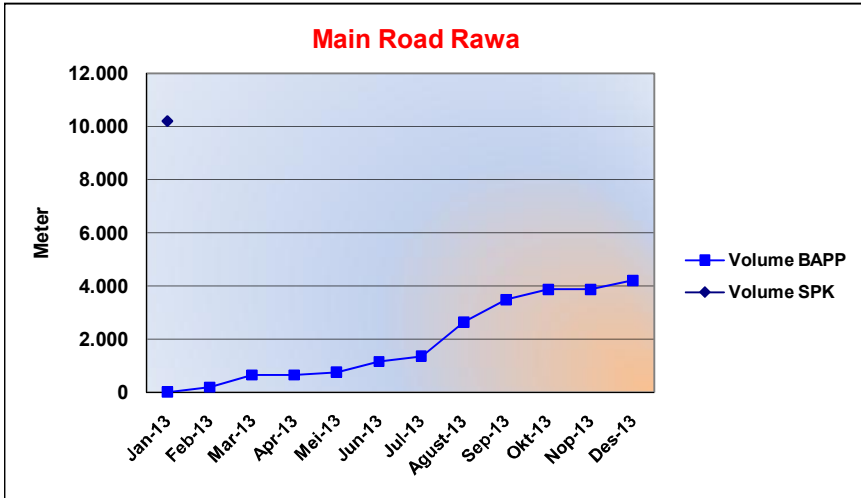


Bulan	Hasil per Bulan	Kumulatif
Jan-13	-	-
Feb-13	-	-
Mar-13	-	-
Apr-13	-	-
Mei-13	-	-
Jun-13	-	-
Jul-13	-	-
Agust-13	141,90	141,90
Sep-13	-	141,90
Okt-13	-	141,90
Nop-13	-	141,90
Des-13	-	141,90
	141,90	



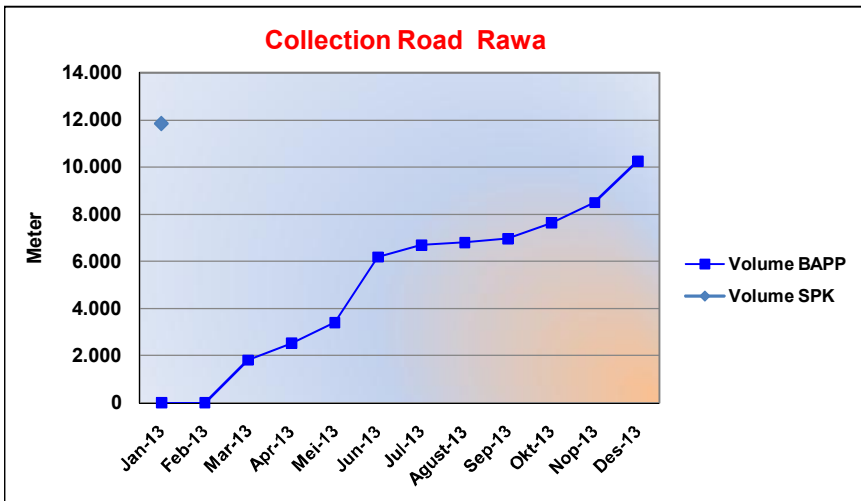
PROGRESS REPORT - Kebun Kawi

Jenis Pekerjaan	Unit	Vol SPK	Realisasi	%
Main Road Rawa	Meter	10.200,00	4.210,58	41,28%



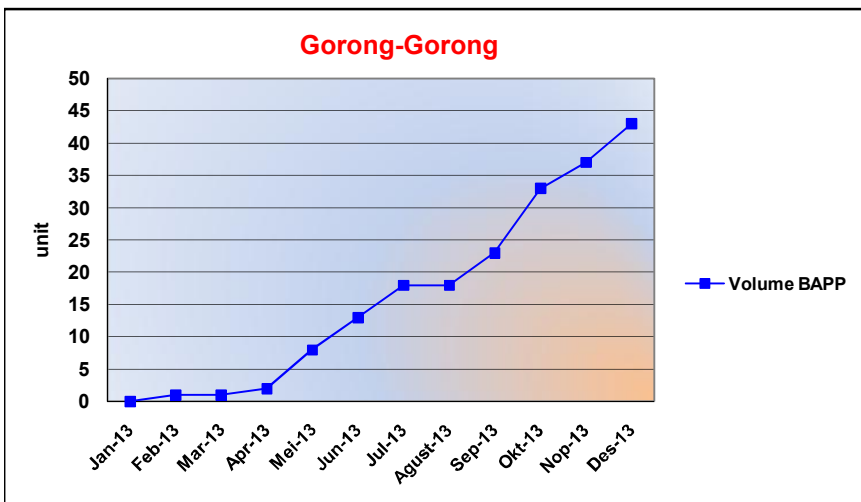
Bulan	Hasil per Bulan	Kumulatif
Jan-13	-	-
Feb-13	183,53	183,53
Mar-13	460,44	643,97
Apr-13	-	643,97
Mei-13	102,30	746,27
Jun-13	406,20	1.152,47
Juli-13	198,22	1.350,69
Agust-13	1.289,06	2.639,75
Sep-13	843,94	3.483,69
Okt-13	381,52	3.865,21
Nop-13	-	3.865,21
Des-13	345,37	4.210,58
	4.210,58	

Jenis Pekerjaan	Unit	Vol SPK	Realisasi	%
Collection Road Rawa	Meter	11.832,00	10.250,42	86,63%



Bulan	Hasil per Bulan	Kumulatif
Jan-13	-	-
Feb-13	-	-
Mar-13	1.808,97	1.808,97
Apr-13	716,49	2.525,46
Mei-13	882,15	3.407,61
Jun-13	2.780,38	6.187,99
Juli-13	505,83	6.693,82
Agust-13	102,70	6.796,52
Sep-13	168,79	6.965,31
Okt-13	664,10	7.629,41
Nop-13	860,24	8.489,65
Des-13	1.760,77	10.250,42
	10.250,42	

Jenis Pekerjaan	Unit	Vol SPK	Realisasi	%
Gorong-gorong	Unit	-	43,00	0,00%

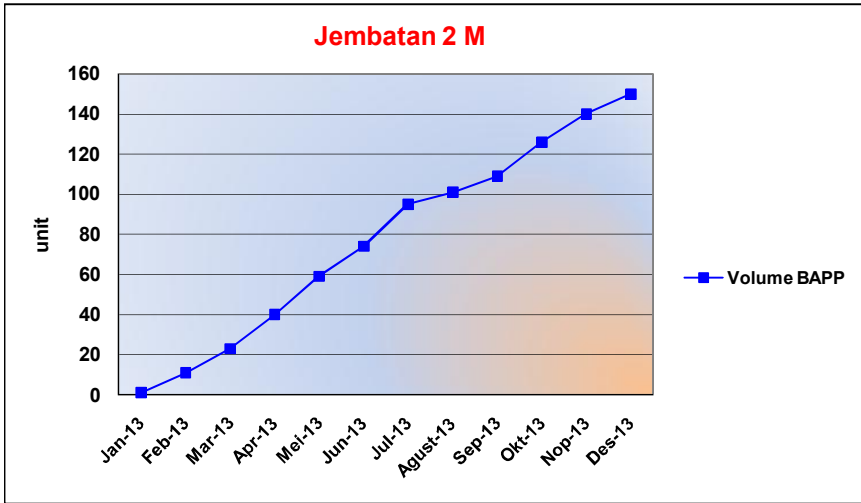


Bulan	Hasil per Bulan	Kumulatif
Jan-13	-	-
Feb-13	1,00	1,00
Mar-13	-	1,00
Apr-13	1,00	2,00
Mei-13	6,00	8,00
Jun-13	5,00	13,00
Juli-13	5,00	18,00
Agust-13	-	18,00
Sep-13	5,00	23,00
Okt-13	10,00	33,00
Nop-13	4,00	37,00
Des-13	6,00	43,00
	43,00	



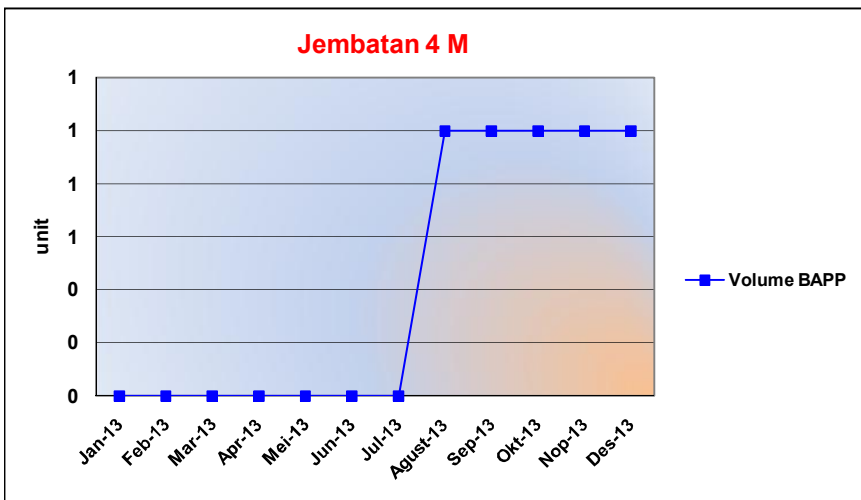
PROGRESS REPORT - Kebun Kawi

Jenis Pekerjaan	Unit	Vol SPK	Realisasi	%
Jembatan 2 M	Unit	-	150,00	0,00%



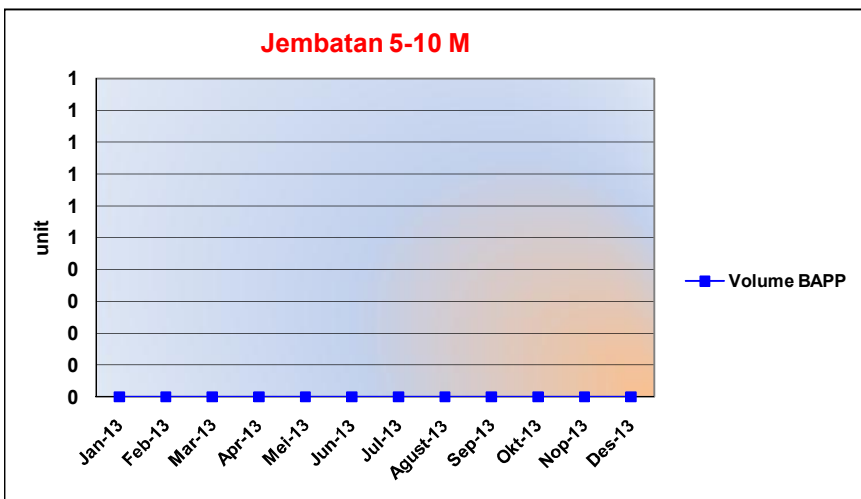
Bulan	Hasil per Bulan	Kumulatif
Jan-13	1,00	1,00
Feb-13	10,00	11,00
Mar-13	12,00	23,00
Apr-13	17,00	40,00
Mei-13	19,00	59,00
Jun-13	15,00	74,00
Jul-13	21,00	95,00
Agust-13	6,00	101,00
Sep-13	8,00	109,00
Okt-13	17,00	126,00
Nop-13	14,00	140,00
Des-13	10,00	150,00
	150,00	

Jenis Pekerjaan	Unit	Vol SPK	Realisasi	%
Jembatan 4 M	Unit	-	1,00	0,00%



Bulan	Hasil per Bulan	Kumulatif
Jan-13	-	-
Feb-13	-	-
Mar-13	-	-
Apr-13	-	-
Mei-13	-	-
Jun-13	-	-
Jul-13	-	-
Agust-13	1,00	1,00
Sep-13	-	1,00
Okt-13	-	1,00
Nop-13	-	1,00
Des-13	-	1,00
	1,00	

Jenis Pekerjaan	Unit	Vol SPK	Realisasi	%
Jembatan 5-10 M	Unit	-	-	0,00%

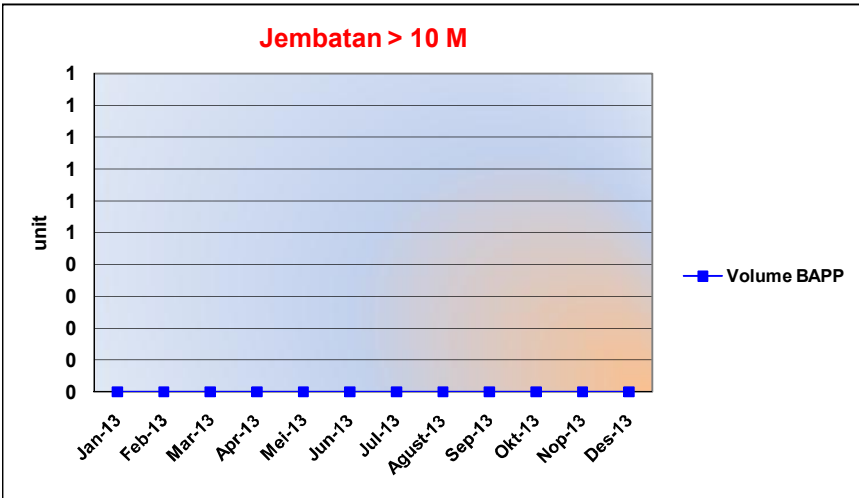


Bulan	Hasil per Bulan	Kumulatif
Jan-13	-	-
Feb-13	-	-
Mar-13	-	-
Apr-13	-	-
Mei-13	-	-
Jun-13	-	-
Jul-13	-	-
Agust-13	-	-
Sep-13	-	-
Okt-13	-	-
Nop-13	-	-
Des-13	-	-
	-	-



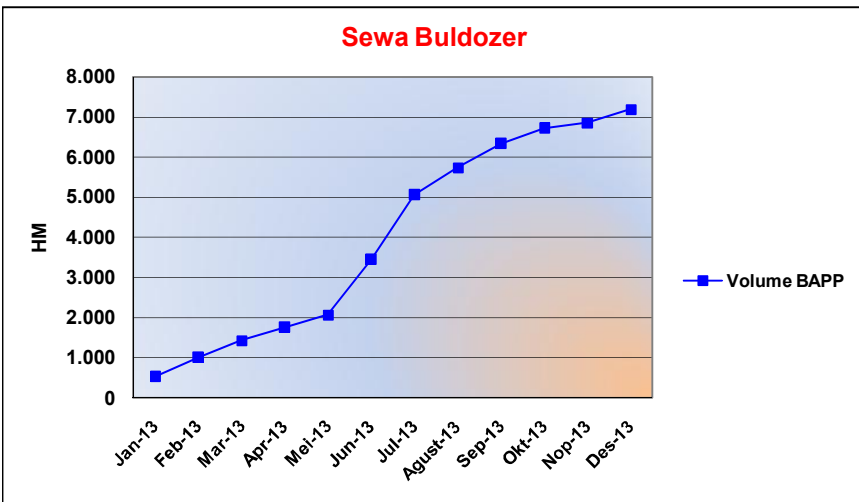
PROGRESS REPORT - Kebun Kawi

Jenis Pekerjaan	Unit	Vol SPK	Realisasi	%
Jembatan > 10 M	Unit	-	-	0,00%



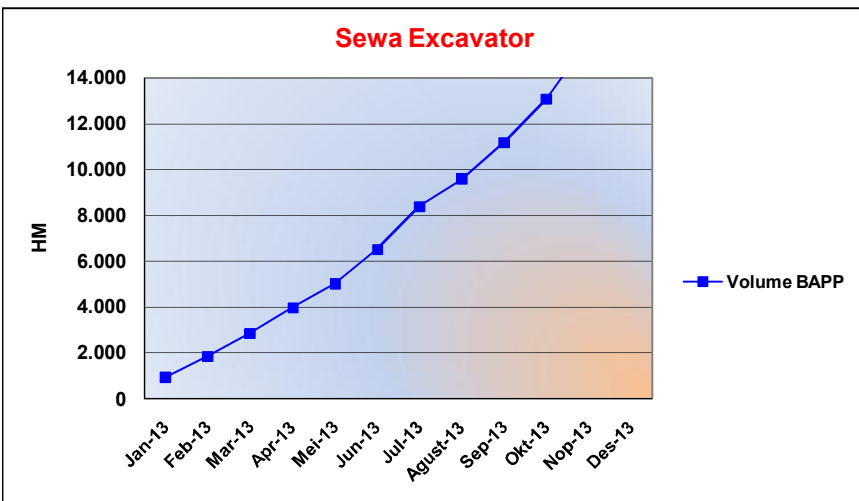
Bulan	Hasil per Bulan	Kumulatif
Jan-13	-	-
Feb-13	-	-
Mar-13	-	-
Apr-13	-	-
Mei-13	-	-
Jun-13	-	-
Jul-13	-	-
Agust-13	-	-
Sep-13	-	-
Okt-13	-	-
Nop-13	-	-
Des-13	-	-
	-	-

Jenis Pekerjaan	Unit	Vol SPK	Realisasi	%
Sewa Buldozer	HM	-	7.197,20	0,00%



Bulan	Hasil per Bulan	Kumulatif
Jan-13	531,20	531,20
Feb-13	480,60	1.011,80
Mar-13	426,30	1.438,10
Apr-13	320,80	1.758,90
Mei-13	317,10	2.076,00
Jun-13	1.379,60	3.455,60
Jul-13	1.607,90	5.063,50
Agust-13	681,20	5.744,70
Sep-13	593,90	6.338,60
Okt-13	384,20	6.722,80
Nop-13	135,70	6.858,50
Des-13	338,70	7.197,20
	7.197,20	

Jenis Pekerjaan	Unit	Vol SPK	Realisasi	%
Sewa Excavator	HM	-	19.401,50	0,00%

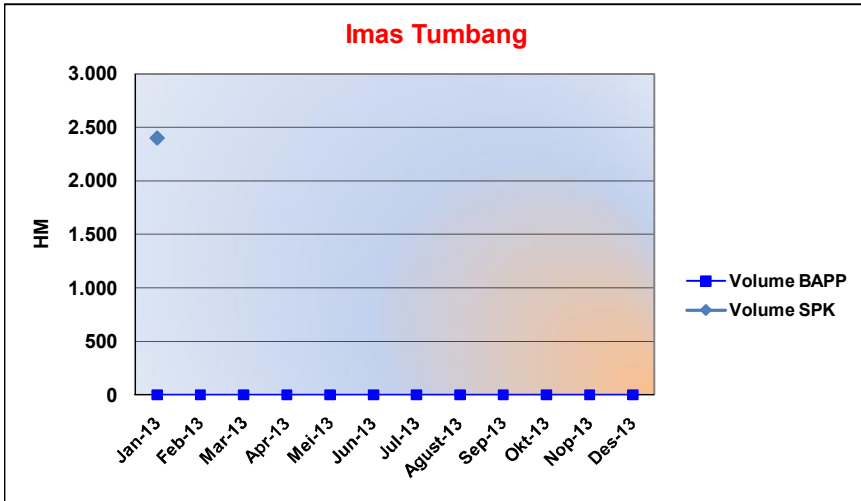


Bulan	Hasil per Bulan	Kumulatif
Jan-13	936,10	936,10
Feb-13	930,90	1.867,00
Mar-13	998,20	2.865,20
Apr-13	1.118,70	3.983,90
Mei-13	1.028,80	5.012,70
Jun-13	1.512,70	6.525,40
Jul-13	1.874,30	8.399,70
Agust-13	1.185,10	9.584,80
Sep-13	1.608,50	11.193,30
Okt-13	1.900,30	13.093,60
Nop-13	2.576,00	15.669,60
Des-13	3.731,90	19.401,50
	19.401,50	



PROGRESS REPORT - Kebun Kawi

Jenis Pekerjaan	Unit	Vol SPK	Realisasi	%
Imas Tumbang	Ha	2.400,00	-	0,00%



Bulan	Hasil per Bulan	Kumulatif
Jan-13	-	-
Feb-13	-	-
Mar-13	-	-
Apr-13	-	-
Mei-13	-	-
Jun-13	-	-
Jul-13	-	-
Agust-13	-	-
Sep-13	-	-
Okt-13	-	-
Nop-13	-	-
Des-13	-	-
	-	-