



DINAMIKA MULTI PRAKARSA

PROGRESS REPORT - Kebun Kawi

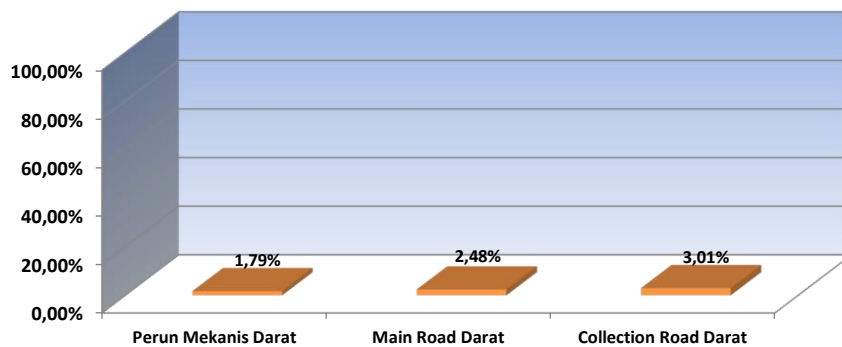
KONTRAK NO :

1. 016/DMPL/JKTO/05/2011-SWAB

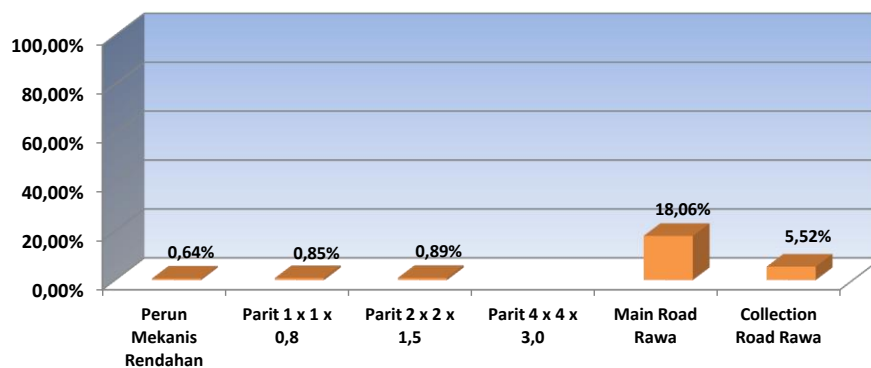
2. 018/DMPL/JKTO/05/2011-Jalur Tanam, BPRT, & PJLN

Jenis Pekerjaan	Unit	Vol SPK 01 Juni 2011 s.d 31 Desember 2013	Realisasi			%
			Akumulasi s.d Bulan Lalu	BAPP Nopember 2012	s.d BAPP Nopember 2012	
Bulldozer						
Perun Mekanis Darat	Ha	8.100,00	118,32	26,44	144,76	1,79%
Main Road Darat	Meter	45.900,00	1.139,16	-	1.139,16	2,48%
Collection Road Darat	Meter	151.200,00	4.556,98	-	4.556,98	3,01%
Jalan Countur	Meter	324.000,00	-	-	-	0,00%
Teras Countur	Meter	4.014.000,00	-	-	-	0,00%
Sewa Bulldozer	HM		3.856,60	329,10	4.185,70	
Excavator						
Perun Mekanis Rendahan	Ha	900,00	4,11	1,61	5,72	0,64%
Parit 1 x 1 x 0,8	Meter	427.500,00	3.149,39	494,63	3.644,02	0,85%
Parit 2 x 2 x 1,5	Meter	111.240,00	987,61	-	987,61	0,89%
Parit 4 x 4 x 3,0	Meter	31.680,00	-	-	-	
Main Road Rawa	Meter	9.180,00	1.658,13	-	1.658,13	18,06%
Collection Road Rawa	Meter	30.240,00	1.401,69	266,30	1.667,99	5,52%
Gorong-gorong Kayu	Unit	-	14,00	2,00	16,00	
Jembatan Kayu 2 M	Unit	-	9,00	1,00	10,00	
Jembatan Kayu 4 M	Unit	-	3,00	-	3,00	
Jembatan Kayu 5-10 M	Unit	-	-	-	-	
Jembatan Kayu > 10 M	Unit	-	-	-	-	
Sewa Excavator	HM	-	2.086,50	267,50	2.354,00	

Pekerjaan Bulldozer



Pekerjaan Excavator

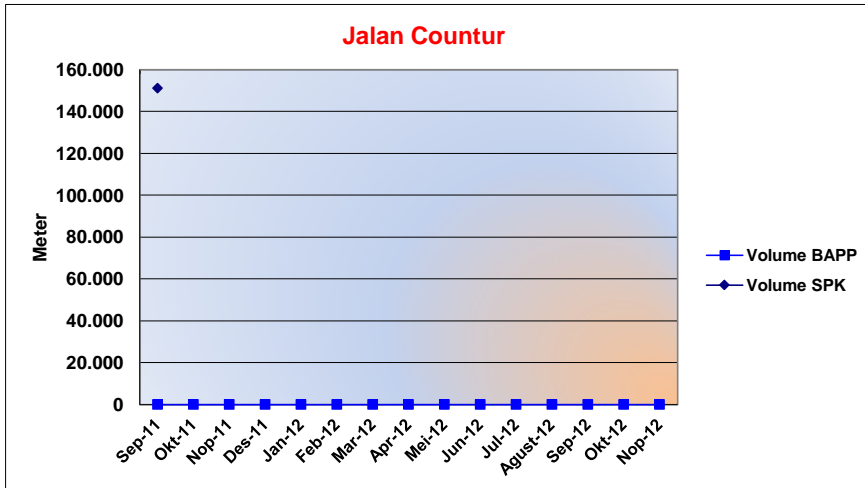




DINAMIKA MULTI PRAKARSA

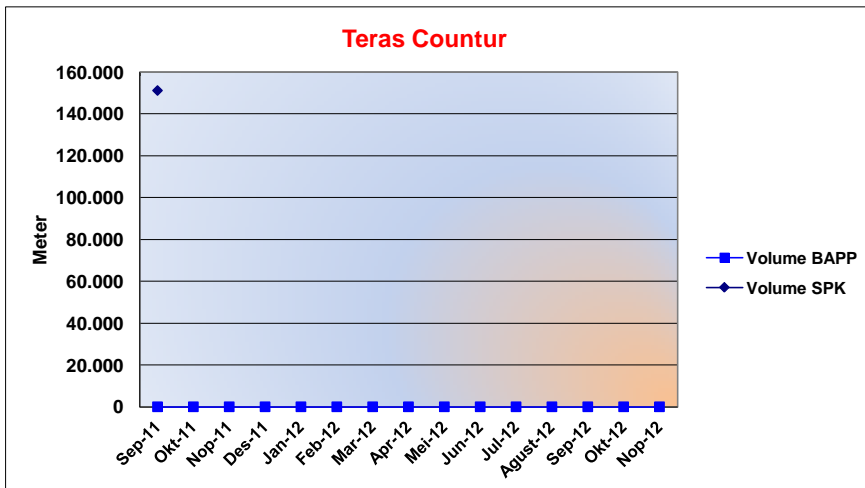
PROGRESS REPORT - Kebun Kawi

Jenis Pekerjaan	Unit	Vol SPK	Realisasi	%
Jalan Countur	Meter	324.000,00	-	0,00%



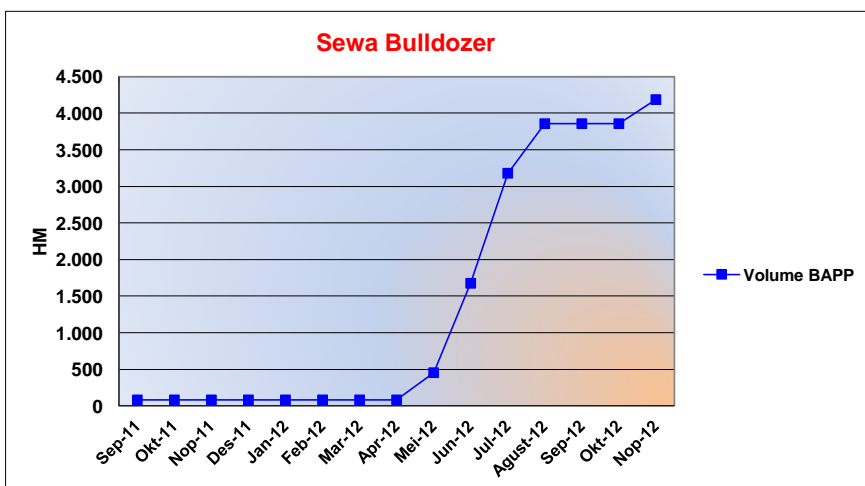
Bulan	Hasil per Bulan	Kumulatif
Sep-11	-	-
Okt-11	-	-
Nop-11	-	-
Des-11	-	-
Jan-12	-	-
Feb-12	-	-
Mar-12	-	-
Apr-12	-	-
Mei-12	-	-
Jun-12	-	-
Jul-12	-	-
Agust-12	-	-
Sep-12	-	-
Okt-12	-	-
Nop-12	-	-
	-	-
	-	-
	-	-

Jenis Pekerjaan	Unit	Vol SPK	Realisasi	%
Teras Countur	Meter	4014000	-	0,00%



Bulan	Hasil per Bulan	Kumulatif
Sep-11	-	-
Okt-11	-	-
Nop-11	-	-
Des-11	-	-
Jan-12	-	-
Feb-12	-	-
Mar-12	-	-
Apr-12	-	-
Mei-12	-	-
Jun-12	-	-
Jul-12	-	-
Agust-12	-	-
Sep-12	-	-
Okt-12	-	-
Nop-12	-	-
	-	-
	-	-
	-	-

Jenis Pekerjaan	Unit	Vol SPK	Realisasi	%
Sewa Bulldozer	HM	-	4.185,70	0,00%



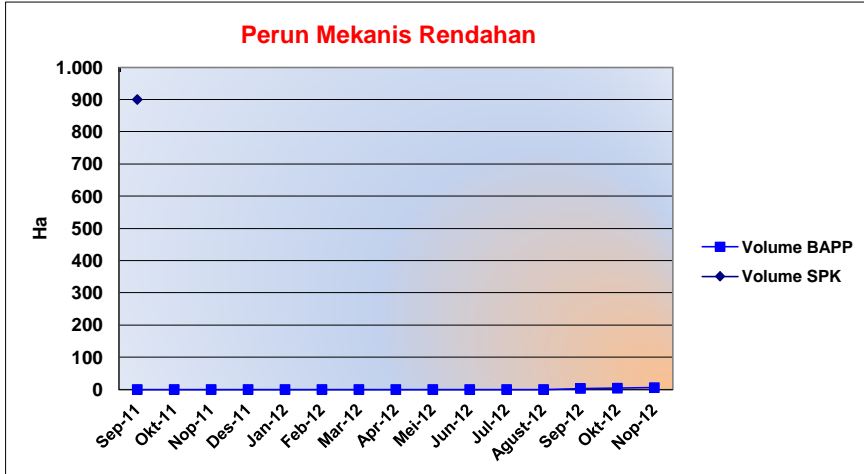
Bulan	Hasil per Bulan	Kumulatif
Sep-11	82,90	82,90
Okt-11	-	82,90
Nop-11	-	82,90
Des-11	-	82,90
Jan-12	-	82,90
Feb-12	-	82,90
Mar-12	-	82,90
Apr-12	-	82,90
Mei-12	371,40	454,30
Jun-12	1.221,30	1.675,60
Jul-12	1.503,50	3.179,10
Agust-12	677,50	3.856,60
Sep-12	-	3.856,60
Okt-12	-	3.856,60
Nop-12	329,10	4.185,70
	4.185,70	



DINAMIKA MULTI PRAKARSA

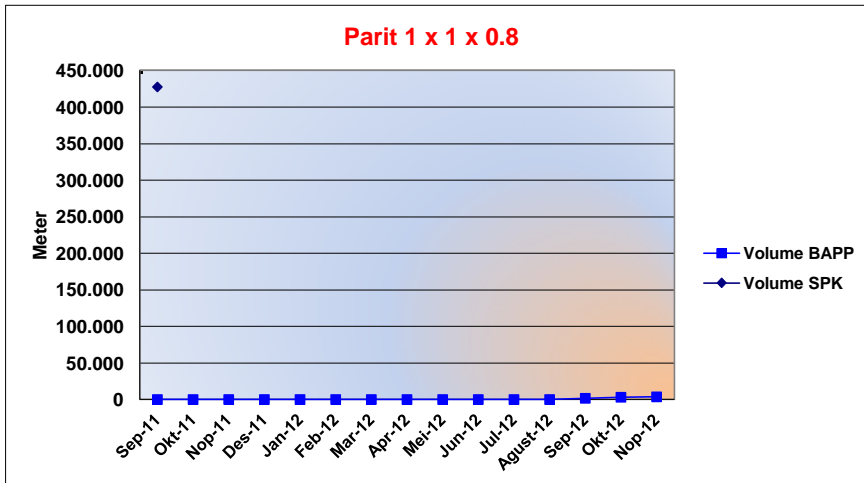
PROGRESS REPORT - Kebun Kawi

Jenis Pekerjaan	Unit	Vol SPK	Realisasi	%
Perun Mekanis Rendahan	Ha	900,00	5,72	0,64%



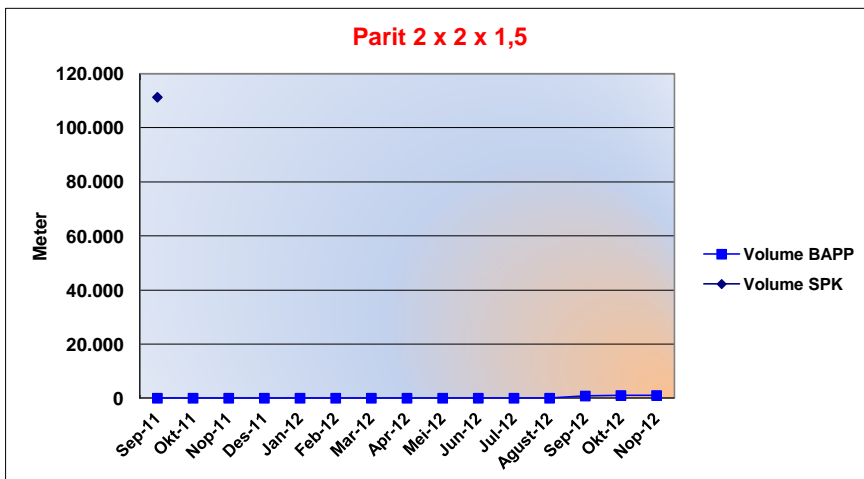
Bulan	Hasil per Bulan	Kumulatif
Sep-11	-	-
Okt-11	-	-
Nop-11	-	-
Des-11	-	-
Jan-12	-	-
Feb-12	-	-
Mar-12	-	-
Apr-12	-	-
Mei-12	-	-
Jun-12	-	-
Jul-12	-	-
Agust-12	-	-
Sep-12	3,31	3,31
Okt-12	0,80	4,11
Nop-12	1,61	5,72
	5,72	

Jenis Pekerjaan	Unit	Vol SPK	Realisasi	%
Parit 1 x 1 x 0,8	Meter	427.500,00	3.644,02	0,85%



Bulan	Hasil per Bulan	Kumulatif
Sep-11	-	-
Okt-11	-	-
Nop-11	-	-
Des-11	-	-
Jan-12	-	-
Feb-12	-	-
Mar-12	-	-
Apr-12	-	-
Mei-12	-	-
Jun-12	-	-
Jul-12	-	-
Agust-12	-	-
Sep-12	1.684,19	1.684,19
Okt-12	1.465,20	3.149,39
Nop-12	494,63	3.644,02
	3.644,02	

Jenis Pekerjaan	Unit	Vol SPK	Realisasi	%
Parit 2 x 2 x 1,5	Meter	111.240,00	987,61	0,89%



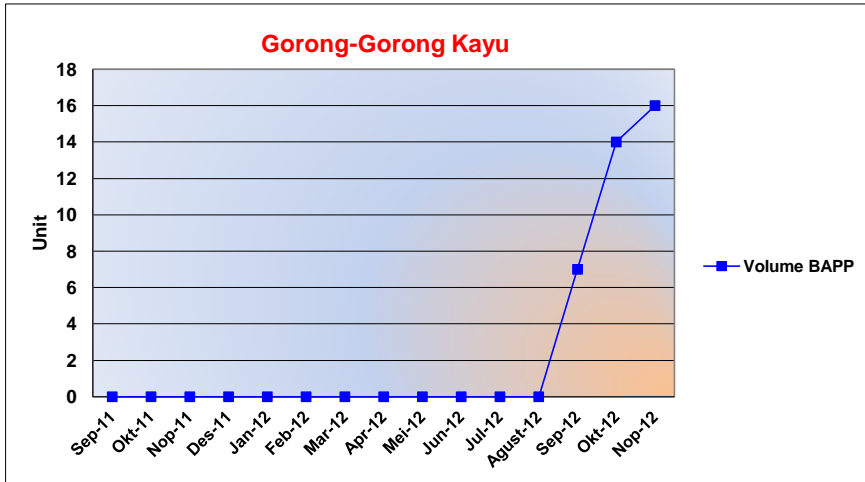
Bulan	Hasil per Bulan	Kumulatif
Sep-11	-	-
Okt-11	-	-
Nop-11	-	-
Des-11	-	-
Jan-12	-	-
Feb-12	-	-
Mar-12	-	-
Apr-12	-	-
Mei-12	-	-
Jun-12	-	-
Jul-12	-	-
Agust-12	-	-
Sep-12	806,80	806,80
Okt-12	180,81	987,61
Nop-12	-	987,61
	987,61	



DINAMIKA MULTI PRAKARSA

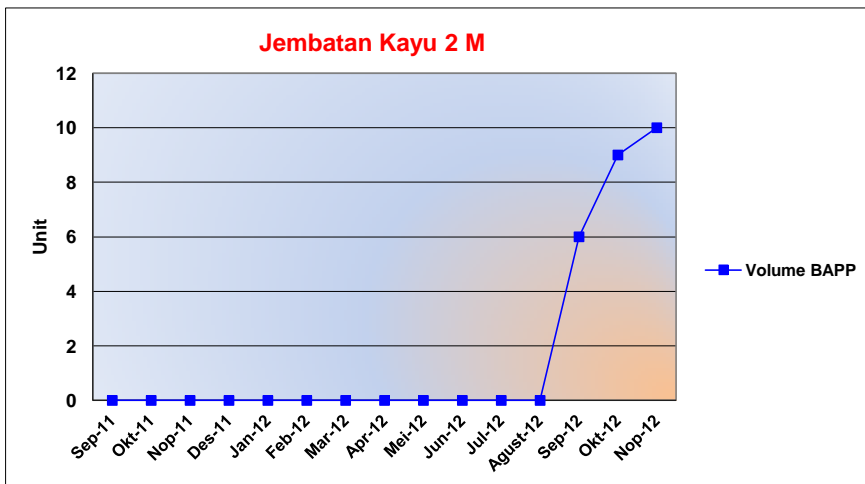
PROGRESS REPORT - Kebun Kawi

Jenis Pekerjaan	Unit	Vol SPK	Realisasi	%
Gorong-gorong Kayu	Unit	-	16,00	0,00%



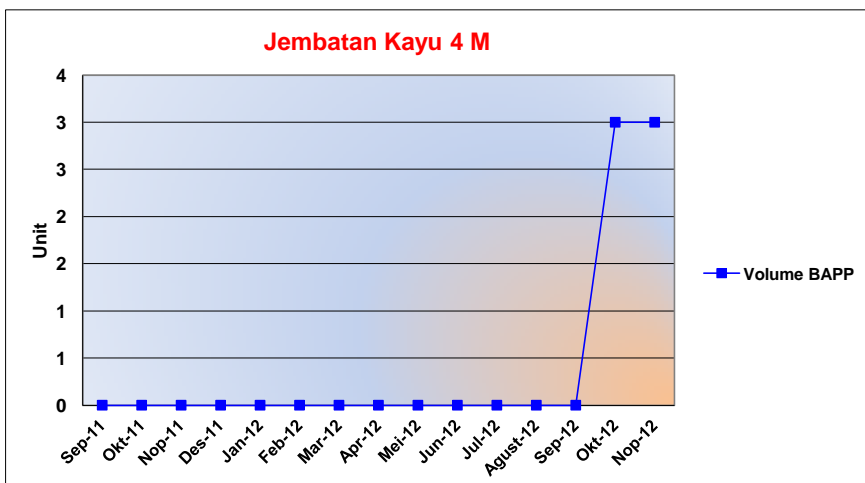
Bulan	Hasil per Bulan	Kumulatif
Sep-11	-	-
Okt-11	-	-
Nop-11	-	-
Des-11	-	-
Jan-12	-	-
Feb-12	-	-
Mar-12	-	-
Apr-12	-	-
Mei-12	-	-
Jun-12	-	-
Jul-12	-	-
Agust-12	-	-
Sep-12	7,00	7,00
Okt-12	7,00	14,00
Nop-12	2,00	16,00
	16,00	

Jenis Pekerjaan	Unit	Vol SPK	Realisasi	%
Jembatan Kayu 2 M	Unit	-	10,00	0,00%



Bulan	Hasil per Bulan	Kumulatif
Sep-11	-	-
Okt-11	-	-
Nop-11	-	-
Des-11	-	-
Jan-12	-	-
Feb-12	-	-
Mar-12	-	-
Apr-12	-	-
Mei-12	-	-
Jun-12	-	-
Jul-12	-	-
Agust-12	-	-
Sep-12	6,00	6,00
Okt-12	3,00	9,00
Nop-12	1,00	10,00
	10,00	

Jenis Pekerjaan	Unit	Vol SPK	Realisasi	%
Jembatan Kayu 4 M	Unit	-	3,00	0,00%



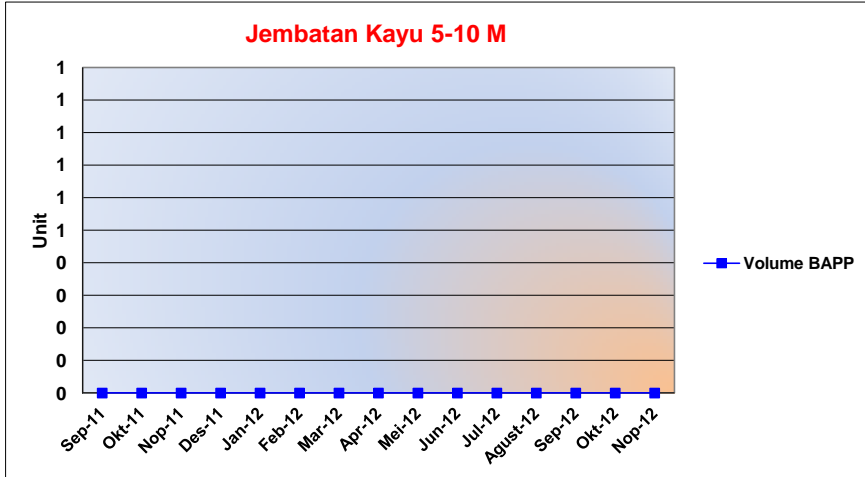
Bulan	Hasil per Bulan	Kumulatif
Sep-11	-	-
Okt-11	-	-
Nop-11	-	-
Des-11	-	-
Jan-12	-	-
Feb-12	-	-
Mar-12	-	-
Apr-12	-	-
Mei-12	-	-
Jun-12	-	-
Jul-12	-	-
Agust-12	-	-
Sep-12	-	-
Okt-12	3,00	3,00
Nop-12	-	3,00
	3,00	



DINAMIKA MULTI PRAKARSA

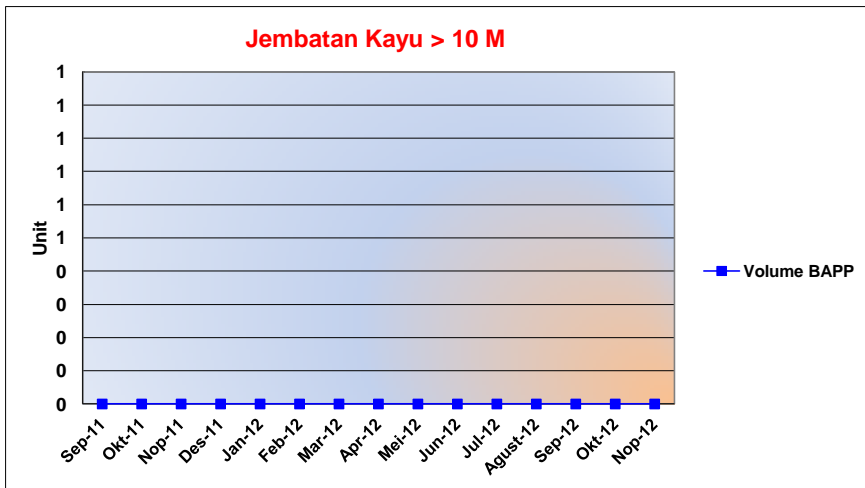
PROGRESS REPORT - Kebun Kawi

Jenis Pekerjaan	Unit	Vol SPK	Realisasi	%
Jembatan Kayu 5-10 M	Unit	-	-	0,00%



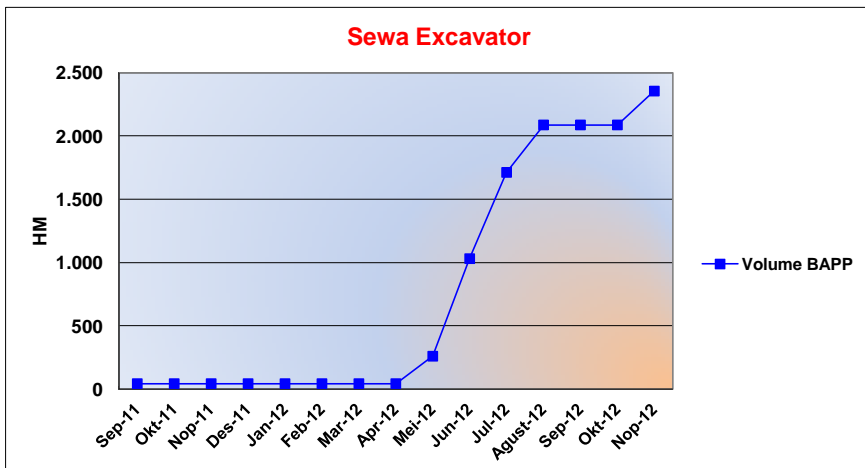
Bulan	Hasil per Bulan	Kumulatif
Sep-11	-	-
Okt-11	-	-
Nop-11	-	-
Des-11	-	-
Jan-12	-	-
Feb-12	-	-
Mar-12	-	-
Apr-12	-	-
Mei-12	-	-
Jun-12	-	-
Jul-12	-	-
Agust-12	-	-
Sep-12	-	-
Okt-12	-	-
Nop-12	-	-
	-	-

Jenis Pekerjaan	Unit	Vol SPK	Realisasi	%
Jembatan Kayu > 10 M	Unit	-	-	0,00%



Bulan	Hasil per Bulan	Kumulatif
Sep-11	-	-
Okt-11	-	-
Nop-11	-	-
Des-11	-	-
Jan-12	-	-
Feb-12	-	-
Mar-12	-	-
Apr-12	-	-
Mei-12	-	-
Jun-12	-	-
Jul-12	-	-
Agust-12	-	-
Sep-12	-	-
Okt-12	-	-
Nop-12	-	-
	-	-

Jenis Pekerjaan	Unit	Vol SPK	Realisasi	%
Sewa Excavator	HM	-	216,60	0,00%



Bulan	Hasil per Bulan	Kumulatif
Sep-11	42,90	42,90
Okt-11	-	42,90
Nop-11	-	42,90
Des-11	-	42,90
Jan-12	-	42,90
Feb-12	-	42,90
Mar-12	-	42,90
Apr-12	-	42,90
Mei-12	216,60	259,50
Jun-12	770,70	1.030,20
Jul-12	681,30	1.711,50
Agust-12	375,00	2.086,50
Sep-12	-	2.086,50
Okt-12	-	2.086,50
Nop-12	267,50	2.354,00
	2.354,00	