

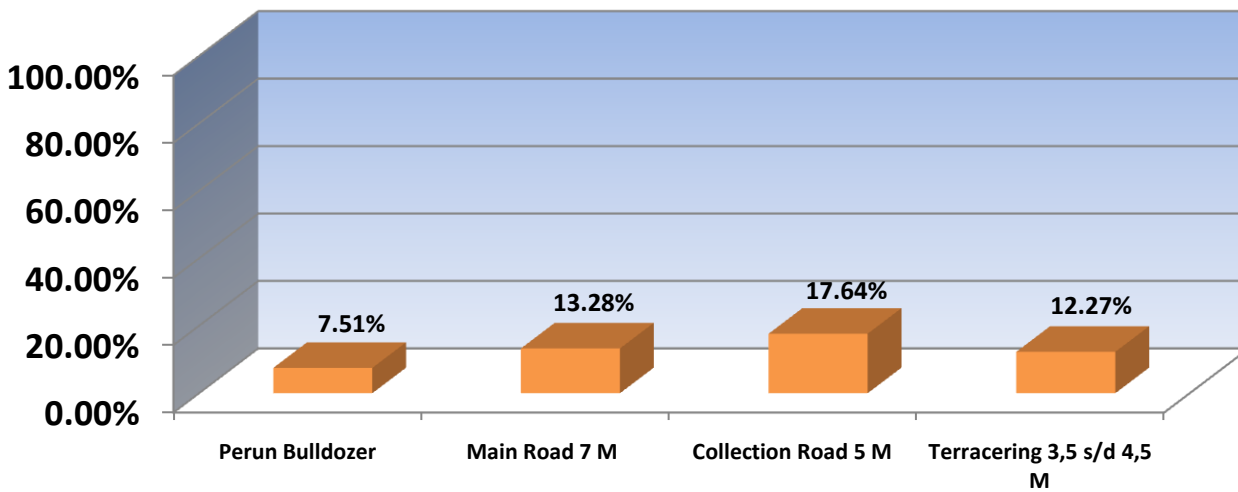


CLAIM SUMMARY - Desa Susuk Dalam Estate

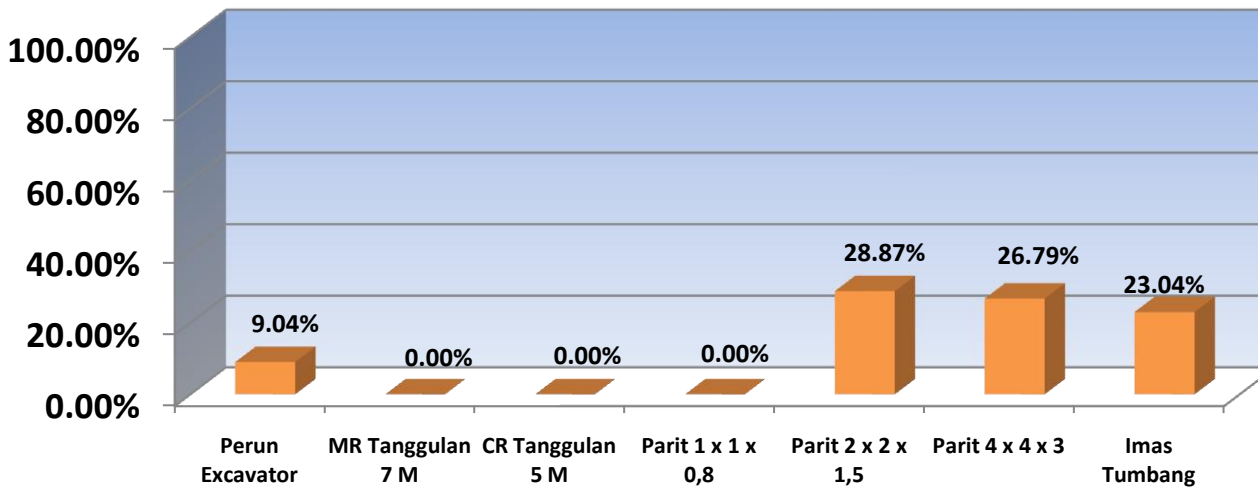
Contract No. :
1. KBSA/CR/001/IV/10

Type of Work	Unit	SPK Vol	May - Aug 2010 Claim	September Claim	Total Claimed (May - Sep 2010)	%
Bulldozer						
Perun Bulldozer	Ha	3,465.00	208.41	51.74	260.15	7.51%
Main Road 9 M	Meter	-	-	-	-	-
Main Road 7 M	Meter	34,650.00	3,090.00	1,513.00	4,603.00	13.28%
Collection Road 6 M	Meter	-	-	-	-	-
Collection Road 5 M	Meter	115,500.00	20,372.00	-	20,372.00	17.64%
Terracing 3,5 s/d 4,5 M	Meter	340,000.00	41,722.00	-	41,722.00	12.27%
Jalan Teras Kountur 5 M	Meter	-	-	-	-	-
Sewa Buldozer	HM	-	-	-	-	-
Excavator						
Perun Excavator	Ha	1,155.00	95.69	8.75	104.44	9.04%
MR Tanggulan 9 M	Meter	-	-	-	-	-
MR Tanggulan 7 M	Meter	11,550.00	-	-	-	0.00%
CR Tanggulan 6 M	Meter	-	-	-	-	-
CR Tanggulan 5 M	Meter	38,500.00	-	-	-	0.00%
Parit 1 x 1 x 0,8	Meter	23,100.00	-	-	-	0.00%
Parit 2 x 2 x 1,5	Meter	11,550.00	2,655.00	680.00	3,335.00	28.87%
Parit 4 x 4 x 3	Meter	5,775.00	1,547.00	-	1,547.00	26.79%
Gorong-gorong	M ²	-	90.00	-	90.00	-
Jembatan	M ²	-	270.00	-	270.00	-
Sewa Excavator	HM	-	-	-	-	-
Imas Tumbang	Ha	4,620.00	1,064.58	-	1,064.58	23.04%
Jalan Boundery CR 5 M	Meter	-	3,375.00	-	3,375.00	-

Bulldozer Work



Excavator Work

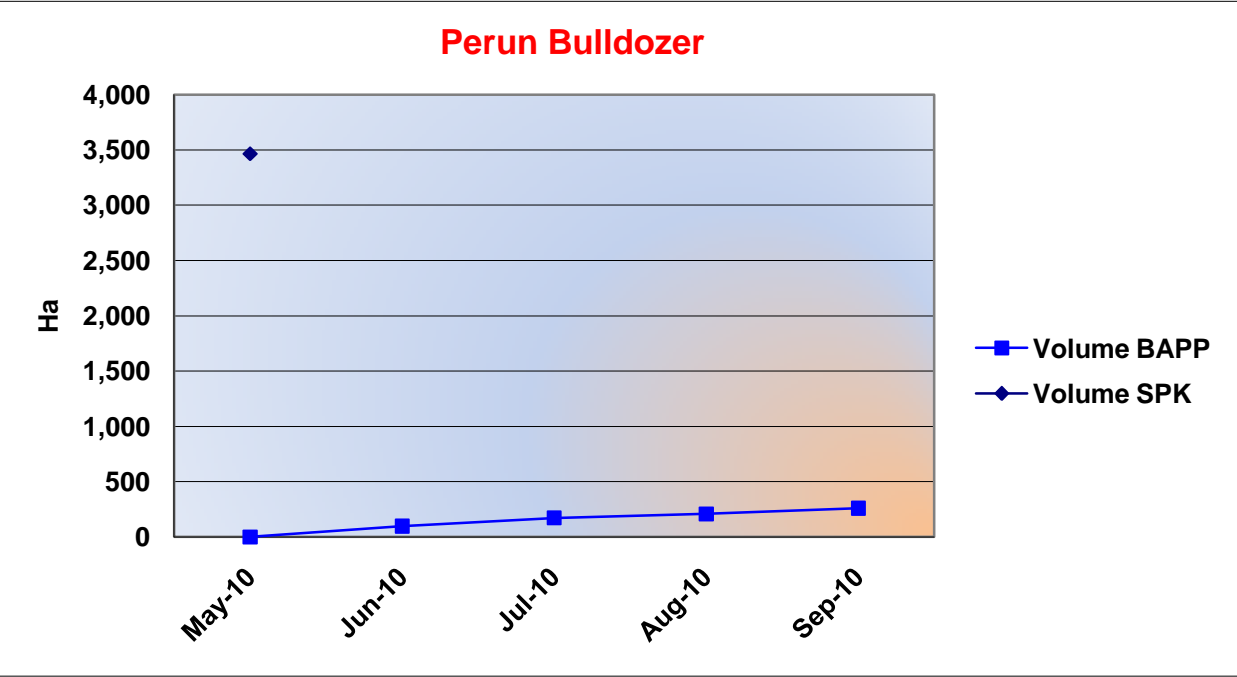




CLAIM SUMMARY - Desa Susuk Dalam Estate

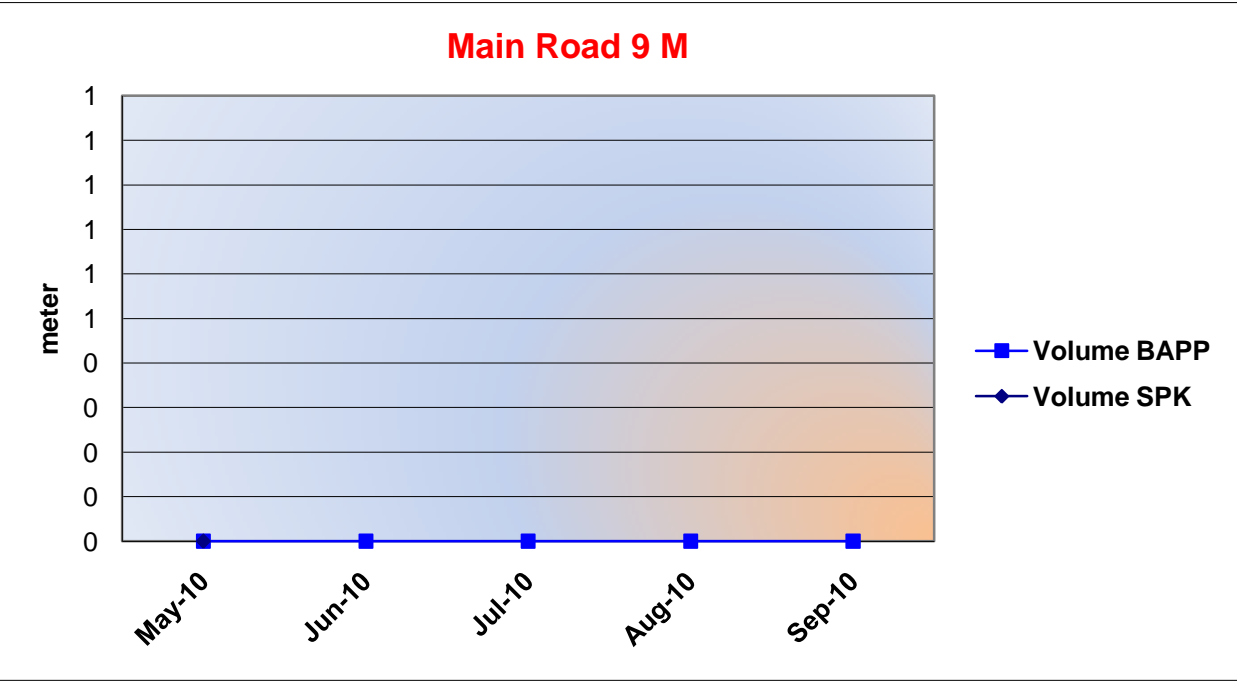
Chart & Detail Per Month

Type of Work	SPK Vol (Ha)	Progress	%
Perun Bulldozer	3,465.00	260.15	7.51%



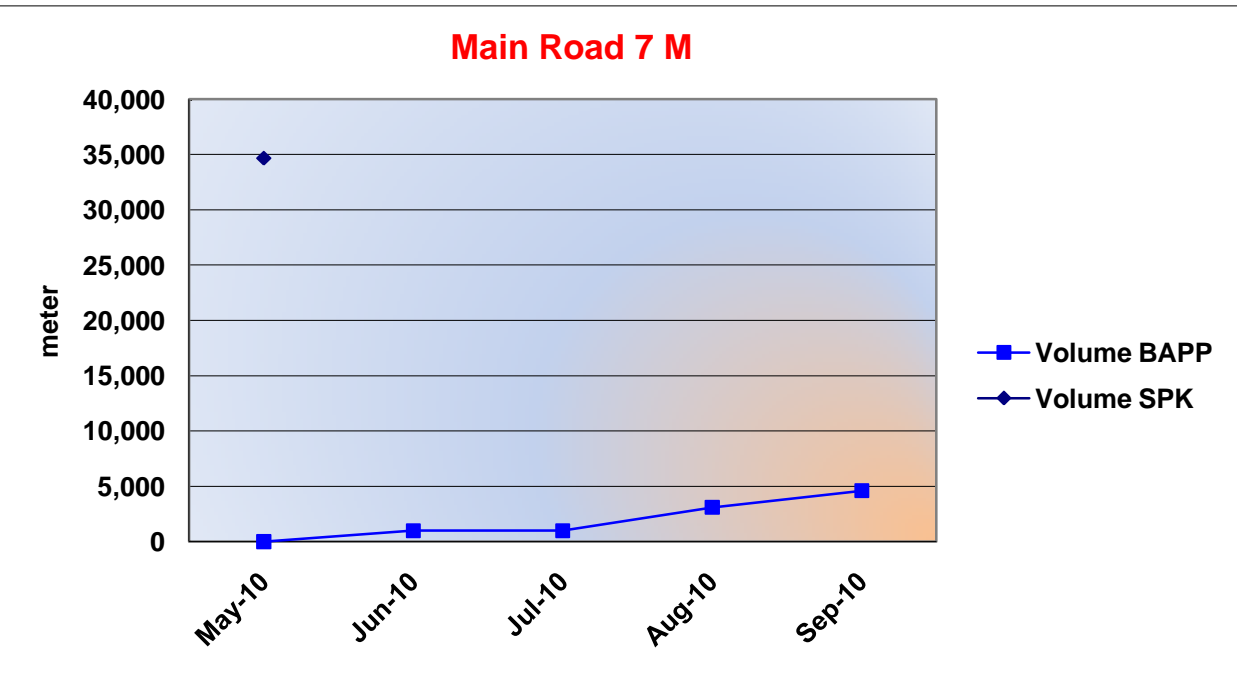
Month	Monthly Progress	Accumulated
May-10	-	-
Jun-10	98.25	98.25
Jul-10	75.24	173.49
Aug-10	34.92	208.41
Sep-10	51.74	260.15
	260.15	

Type of Work	SPK Vol (Meter)	Progress	%
Main Road 9 M	-	-	0.00%



Month	Monthly Progress	Accumulated
May-10	-	-
Jun-10	-	-
Jul-10	-	-
Aug-10	-	-
Sep-10	-	-
	-	-

Type of Work	SPK Vol (Meter)	Progress	%
Main Road 7 M	34,650.00	4,603.00	13.28%

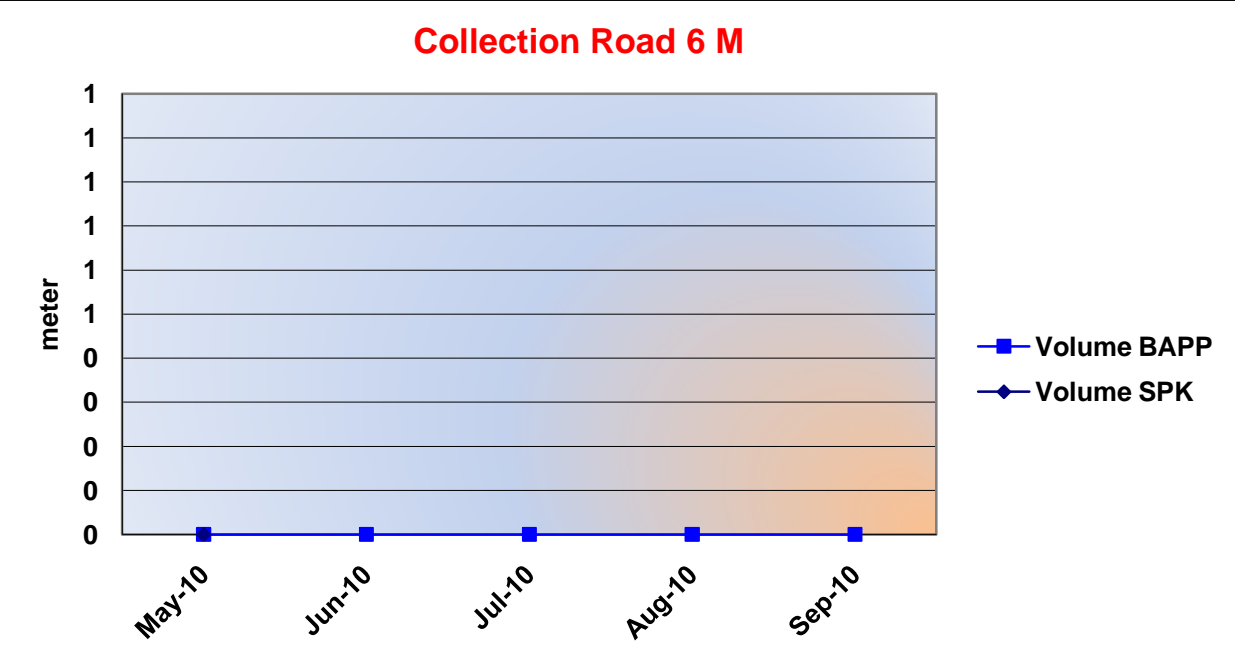


Month	Monthly Progress	Accumulated
May-10	-	-
Jun-10	983.00	983.00
Jul-10	-	983.00
Aug-10	2,107.00	3,090.00
Sep-10	1,513.00	4,603.00
	4,603.00	



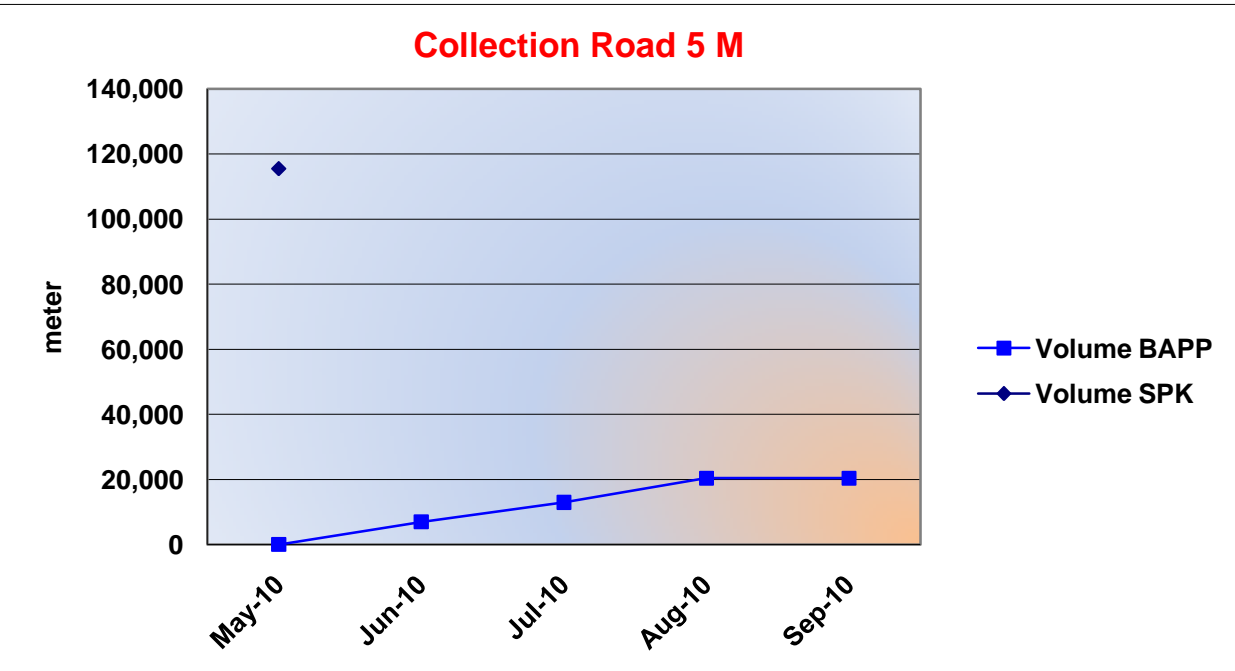
CLAIM SUMMARY - Desa Susuk Dalam Estate

Type of Work	SPK Vol (Meter)	Progress	%
Collection Road 6 M	-	-	0.00%



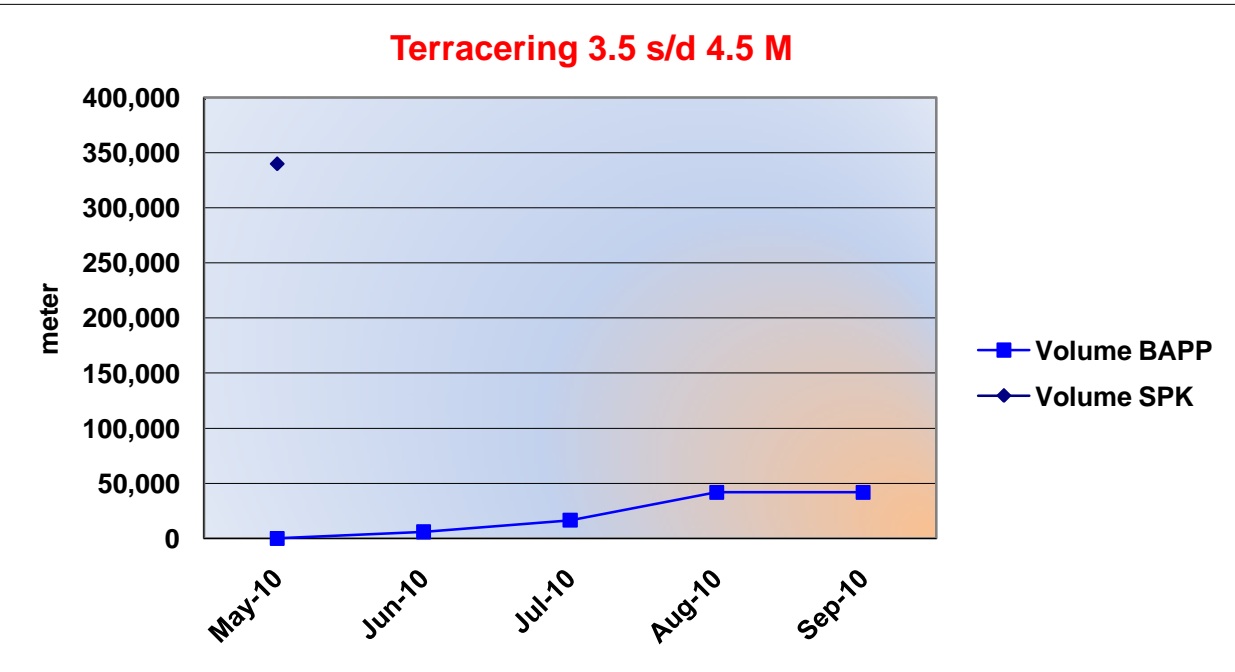
Month	Monthly Progress	Accumulated
May-10	-	-
Jun-10	-	-
Jul-10	-	-
Aug-10	-	-
Sep-10	-	-
	-	-

Type of Work	SPK Vol (Meter)	Progress	%
Collection Road 5 M	115,500.00	20,372.00	17.64%



Month	Monthly Progress	Accumulated
May-10	-	-
Jun-10	6,977.00	6,977.00
Jul-10	5,977.00	12,954.00
Aug-10	7,418.00	20,372.00
Sep-10	-	20,372.00
	20,372.00	

Type of Work	SPK Vol (Meter)	Progress	%
Terracering 3,5 s/d 4,5 M	340,000.00	41,722.00	12.27%

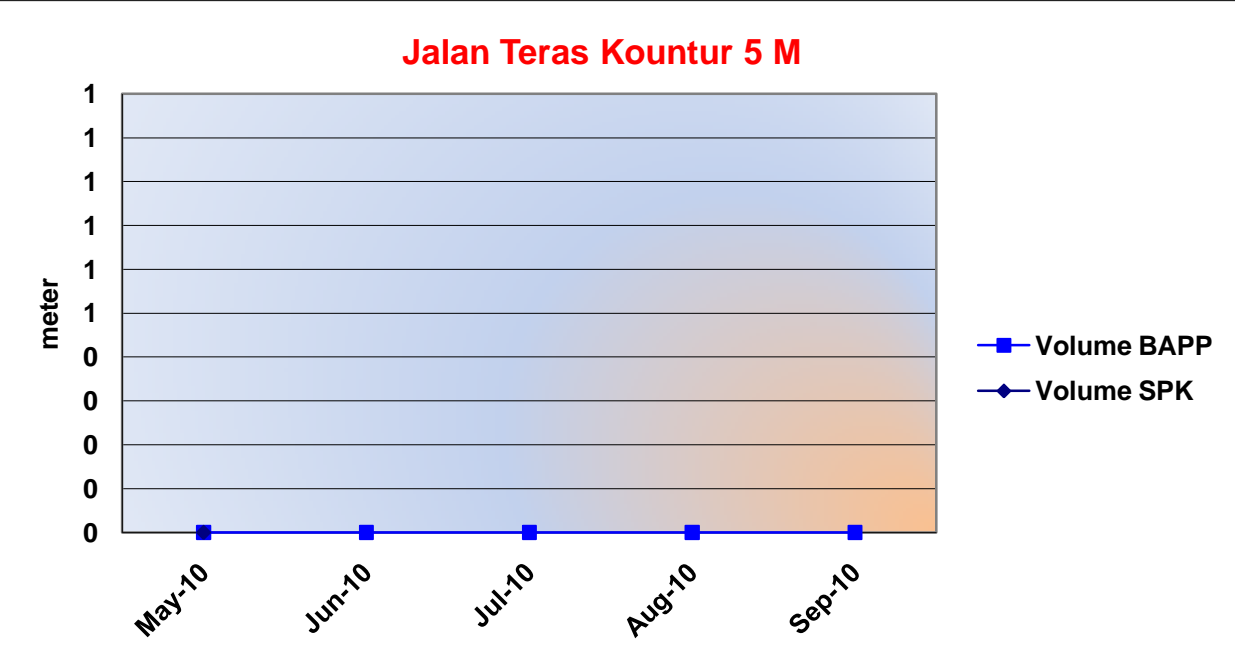


Month	Monthly Progress	Accumulated
May-10	-	-
Jun-10	5,888.00	5,888.00
Jul-10	10,594.00	16,482.00
Aug-10	25,240.00	41,722.00
Sep-10	-	41,722.00
	41,722.00	



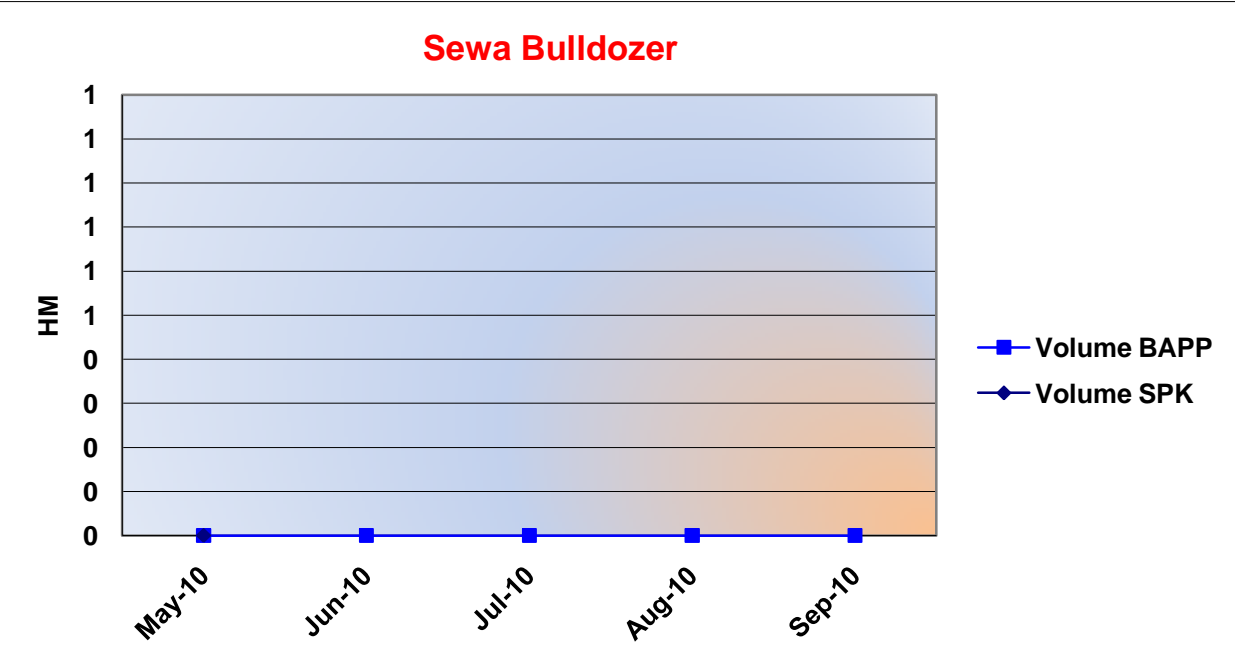
CLAIM SUMMARY - Desa Susuk Dalam Estate

Type of Work	SPK Vol (Meter)	Progress	%
Jalan Teras Kountur 5 M	-	-	0.00%



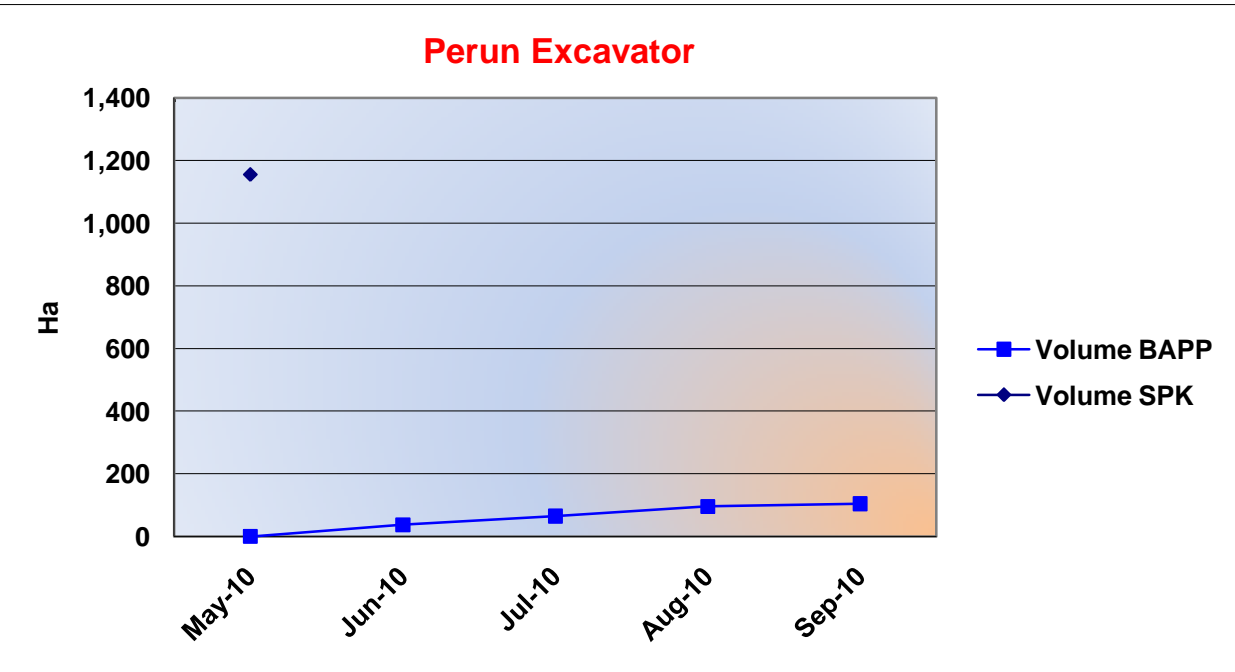
Month	Monthly Progress	Accumulated
May-10	-	-
Jun-10	-	-
Jul-10	-	-
Aug-10	-	-
Sep-10	-	-
	-	-

Type of Work	SPK Vol (HM)	Progress	%
Sewa Bulldozer	-	-	0.00%



Month	Monthly Progress	Accumulated
May-10	-	-
Jun-10	-	-
Jul-10	-	-
Aug-10	-	-
Sep-10	-	-
	-	-

Type of Work	SPK Vol (Ha)	Progress	%
Perun Excavator	1,155.00	104.44	9.04%

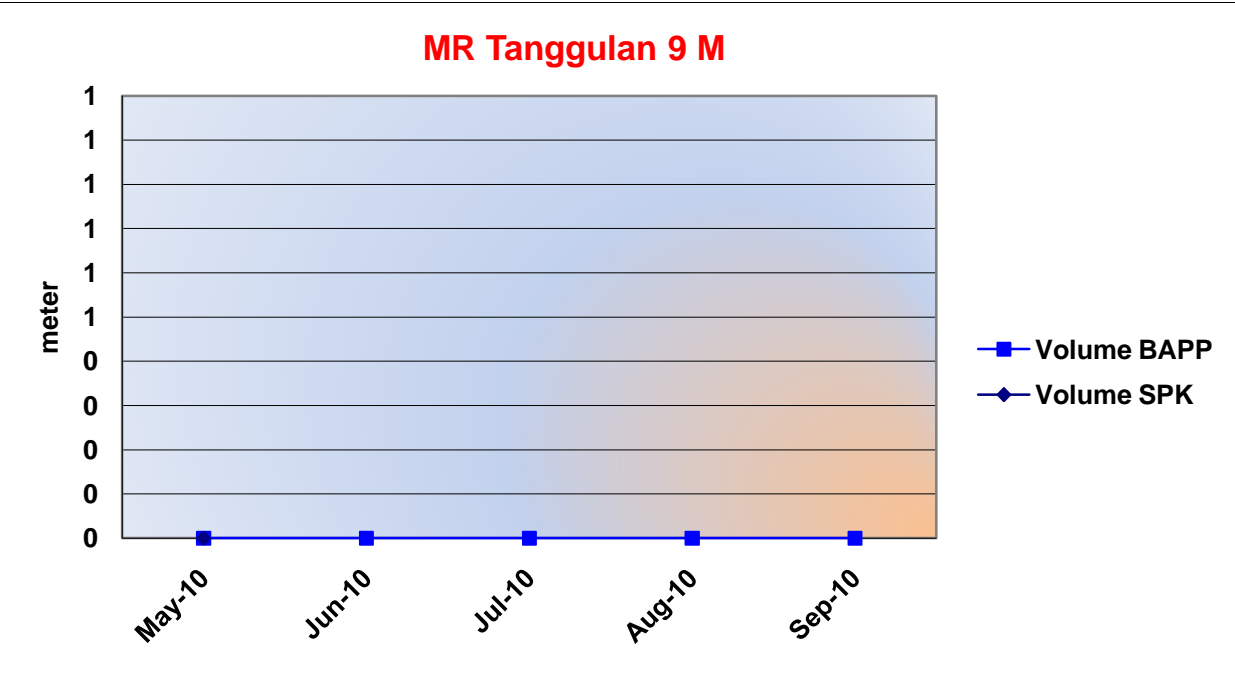


Month	Monthly Progress	Accumulated
May-10	-	-
Jun-10	37.20	37.20
Jul-10	27.70	64.90
Aug-10	30.79	95.69
Sep-10	8.75	104.44
	104.44	104.44



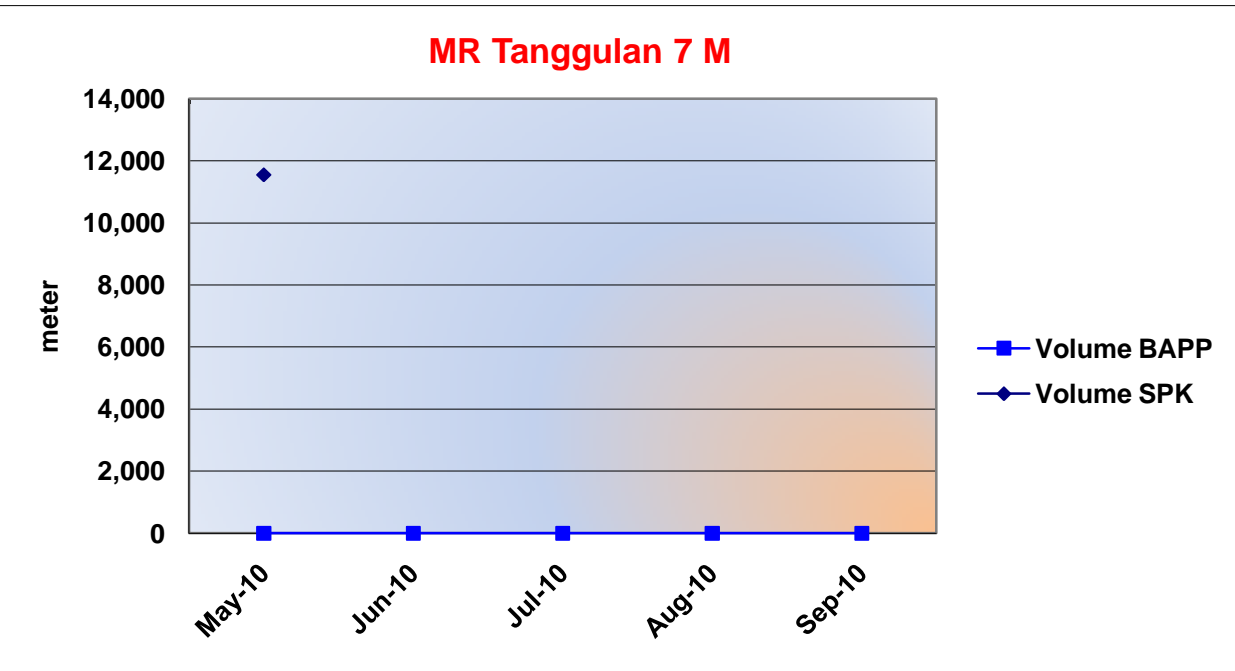
CLAIM SUMMARY - Desa Susuk Dalam Estate

Type of Work	SPK Vol (Meter)	Progress	%
MR Tanggulan 9 M	-	-	0.00%



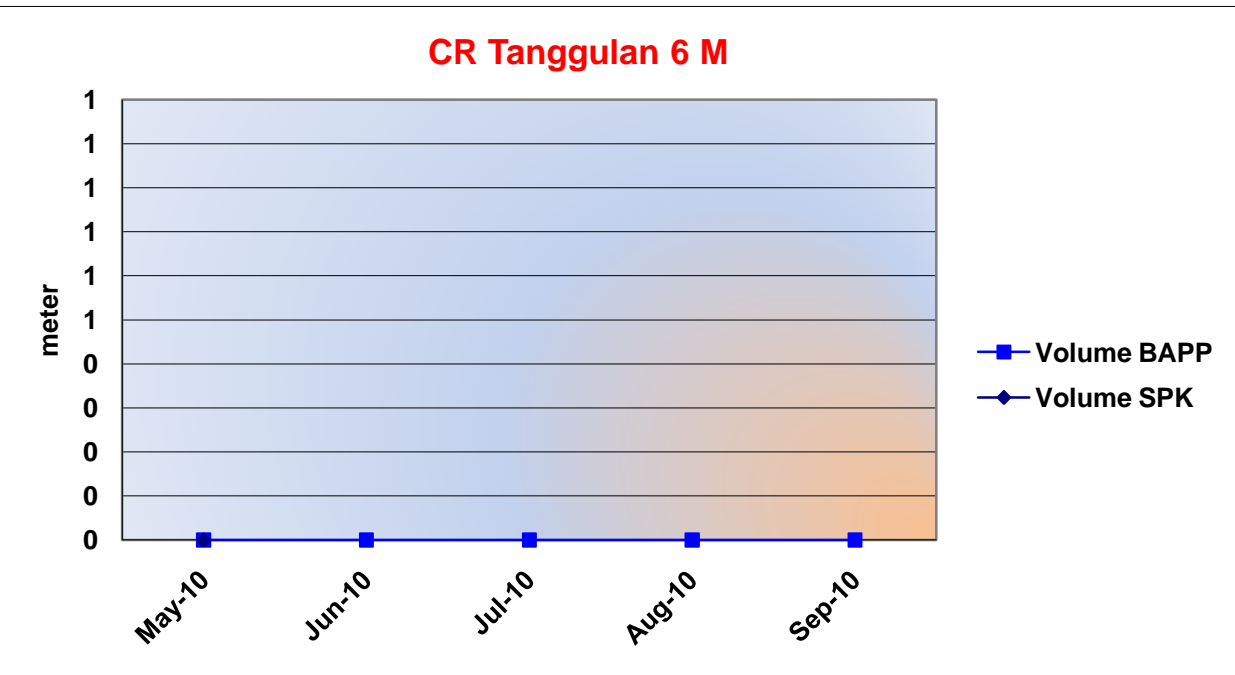
Month	Monthly Progress	Accumulated
May-10	-	-
Jun-10	-	-
Jul-10	-	-
Aug-10	-	-
Sep-10	-	-
	-	-

Type of Work	SPK Vol (Meter)	Progress	%
MR Tanggulan 7 M	11,550.00	-	0.00%



Month	Monthly Progress	Accumulated
May-10	-	-
Jun-10	-	-
Jul-10	-	-
Aug-10	-	-
Sep-10	-	-
	-	-

Type of Work	SPK Vol (Meter)	Progress	%
CR Tanggulan 6 M	-	-	0.00%

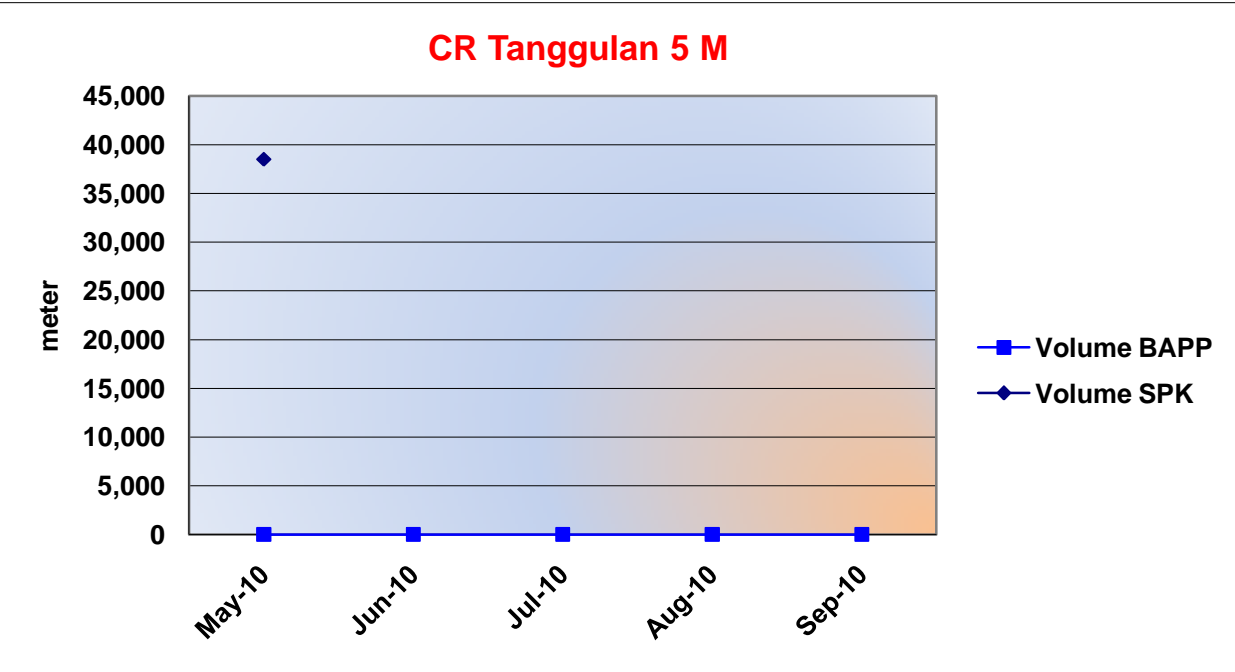


Month	Monthly Progress	Accumulated
May-10	-	-
Jun-10	-	-
Jul-10	-	-
Aug-10	-	-
Sep-10	-	-
	-	-



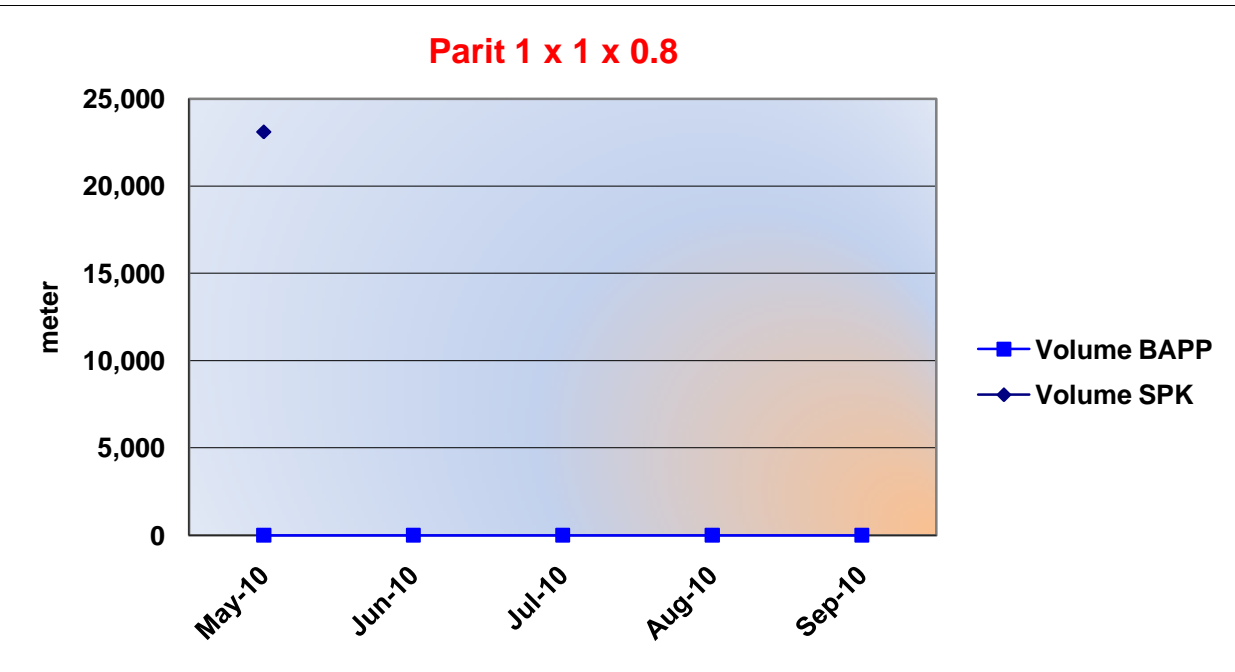
CLAIM SUMMARY - Desa Susuk Dalam Estate

Type of Work	SPK Vol (Meter)	Progress	%
CR Tanggulan 5 M	38,500.00	-	0.00%



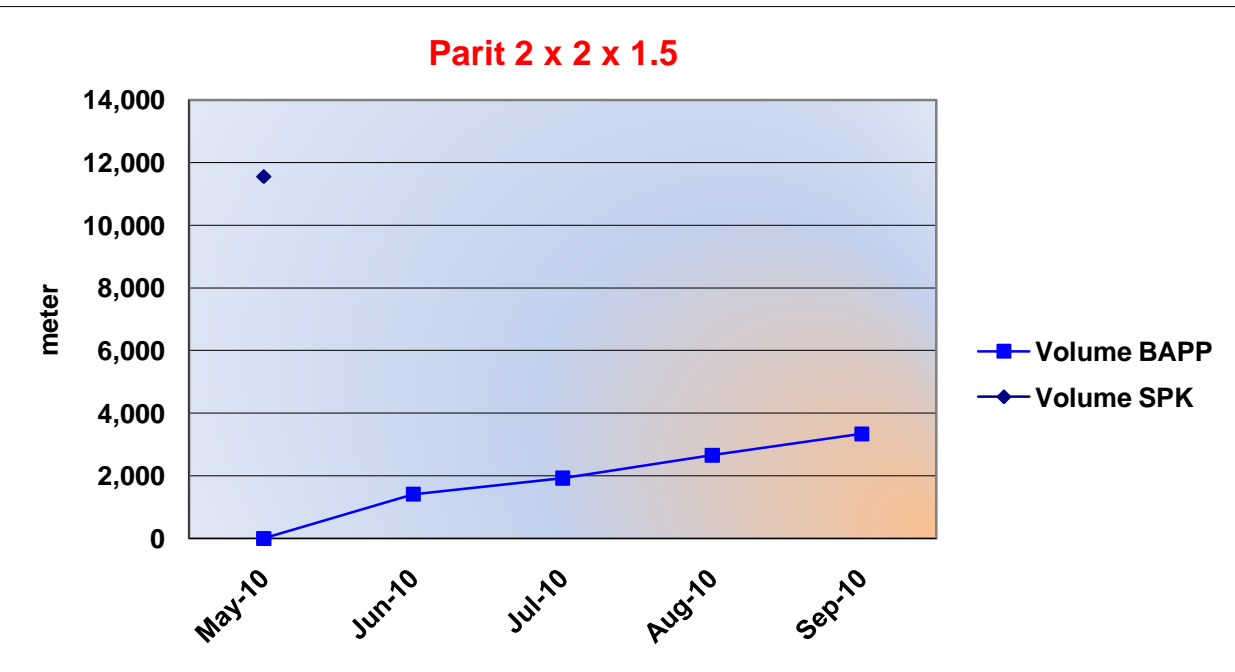
Month	Monthly Progress	Accumulated
May-10	-	-
Jun-10	-	-
Jul-10	-	-
Aug-10	-	-
Sep-10	-	-
	-	-

Type of Work	SPK Vol (Meter)	Progress	%
Parit 1 x 1 x 0,8	23,100.00	-	0.00%



Month	Monthly Progress	Accumulated
May-10	-	-
Jun-10	-	-
Jul-10	-	-
Aug-10	-	-
Sep-10	-	-
	-	-

Type of Work	SPK Vol (Meter)	Progress	%
Parit 2 x 2 x 1,5	11,550.00	3,335.00	28.87%

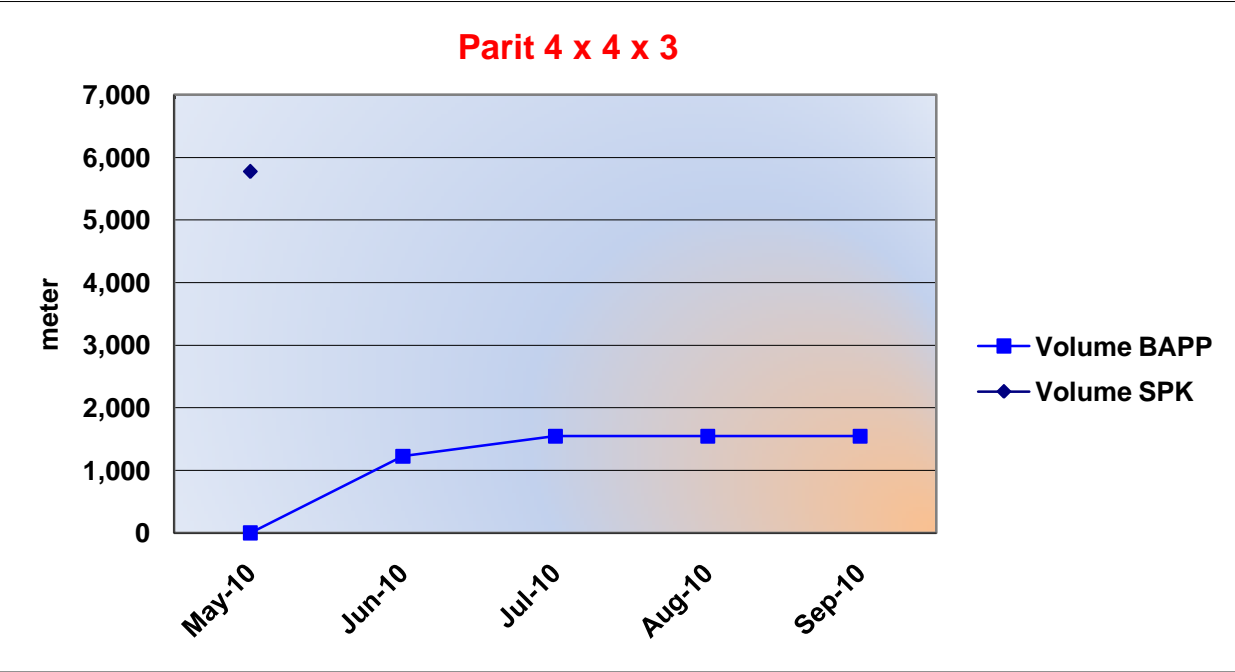


Month	Monthly Progress	Accumulated
May-10	-	-
Jun-10	1,410.00	1,410.00
Jul-10	516.00	1,926.00
Aug-10	729.00	2,655.00
Sep-10	680.00	3,335.00
	3,335.00	



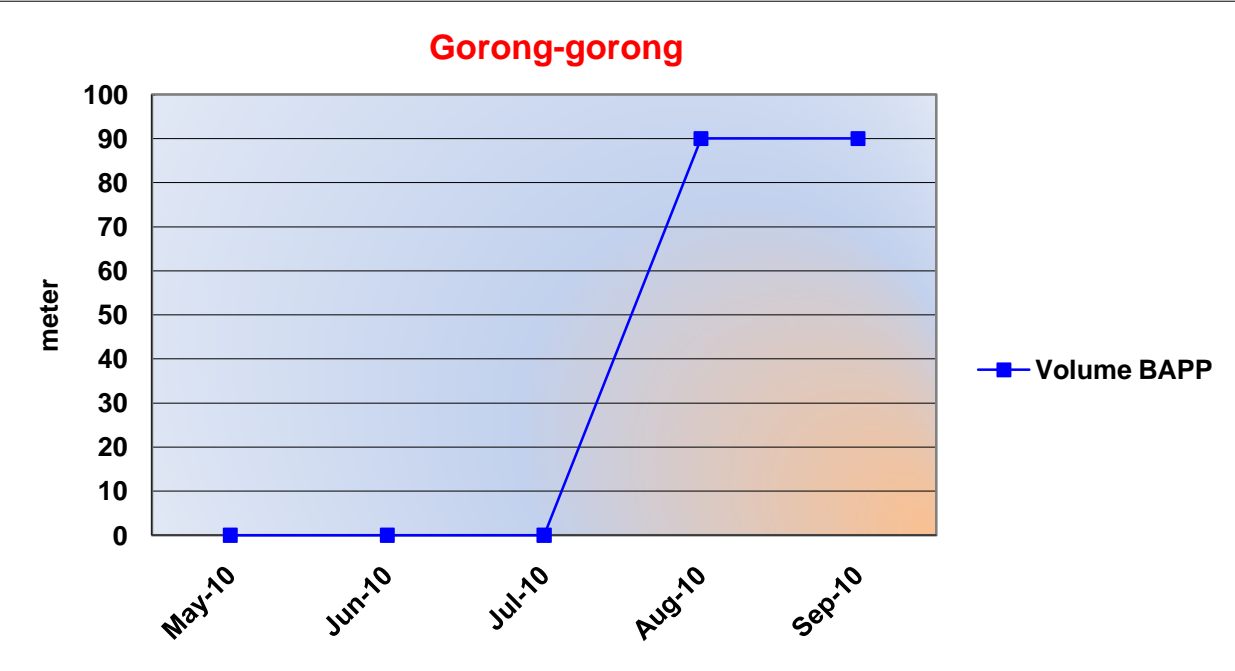
CLAIM SUMMARY - Desa Susuk Dalam Estate

Type of Work	SPK Vol (Meter)	Progress	%
Parit 4 x 4 x 3	5,775.00	1,547.00	26.79%



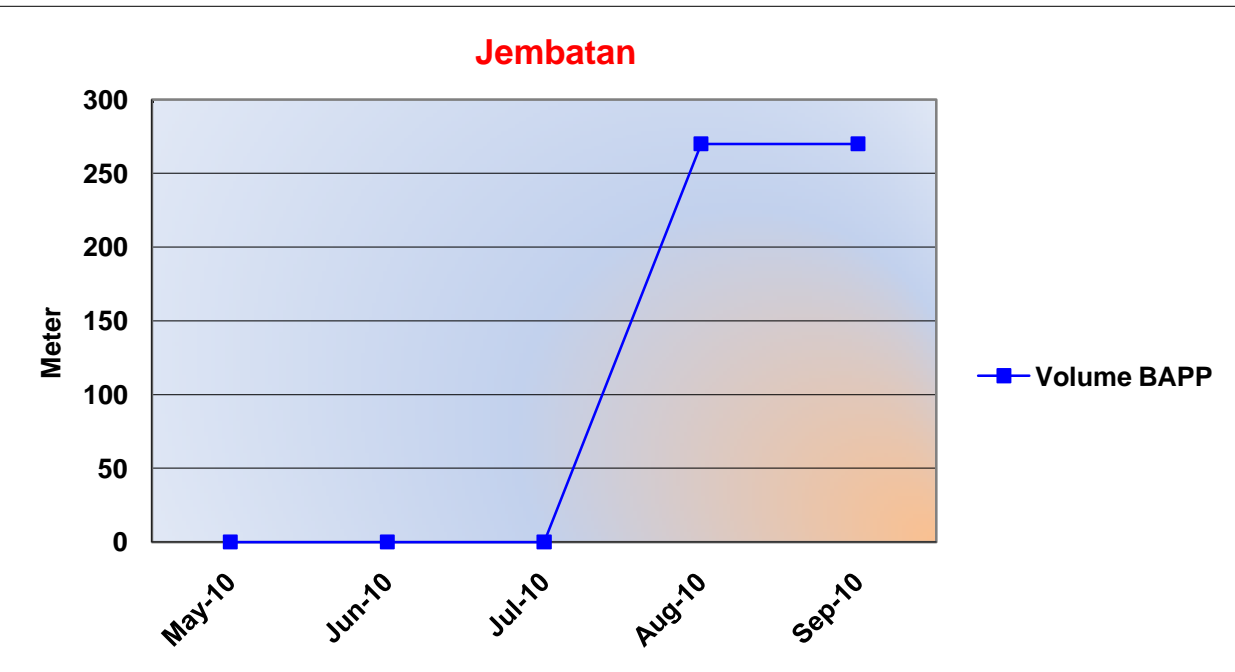
Month	Monthly Progress	Accumulated
May-10	-	-
Jun-10	1,226.00	1,226.00
Jul-10	321.00	1,547.00
Aug-10	-	1,547.00
Sep-10	-	1,547.00
	1,547.00	

Type of Work	SPK Vol (Meter)	Progress	%
Gorong-gorong	-	90.00	0.00%



Month	Monthly Progress	Accumulated
May-10	-	-
Jun-10	-	-
Jul-10	-	-
Aug-10	90.00	90.00
Sep-10	-	90.00
	90.00	

Type of Work	SPK Vol (Meter)	Progress	%
Jembatan	-	270.00	0.00%

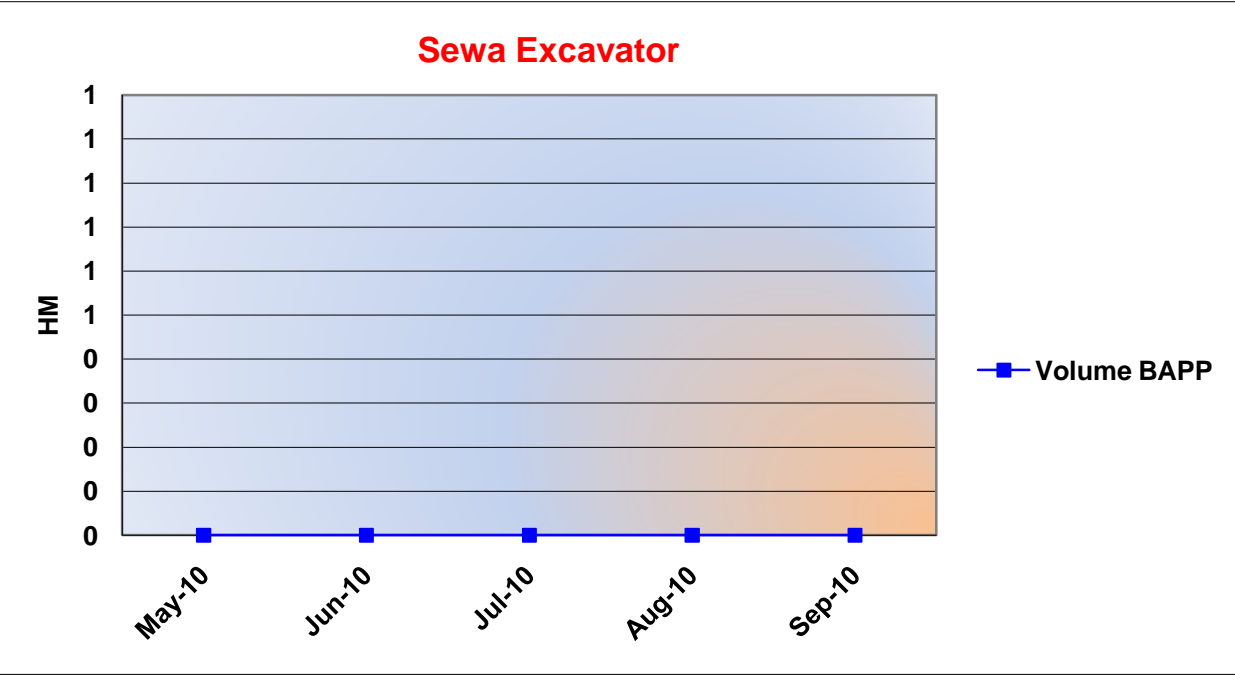


Month	Monthly Progress	Accumulated
May-10	-	-
Jun-10	-	-
Jul-10	-	-
Aug-10	270.00	270.00
Sep-10	-	270.00
	270.00	



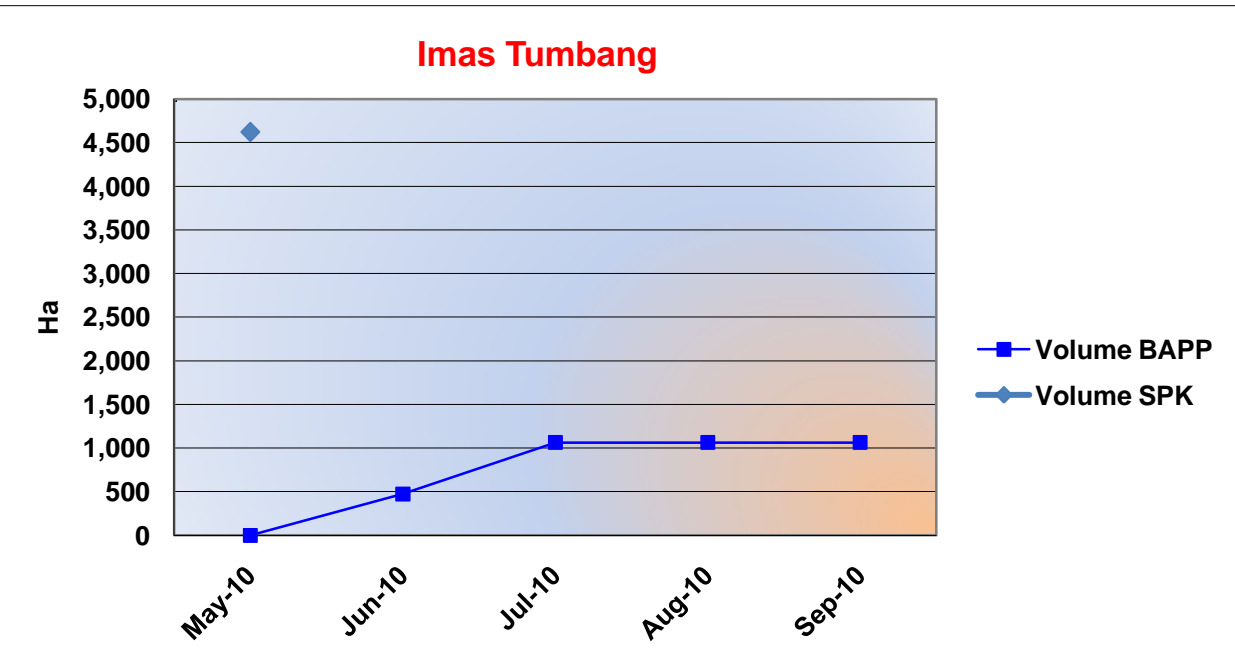
CLAIM SUMMARY - Desa Susuk Dalam Estate

Type of Work	SPK Vol (HM)	Progress	%
Sewa Excavator	-	-	0.00%



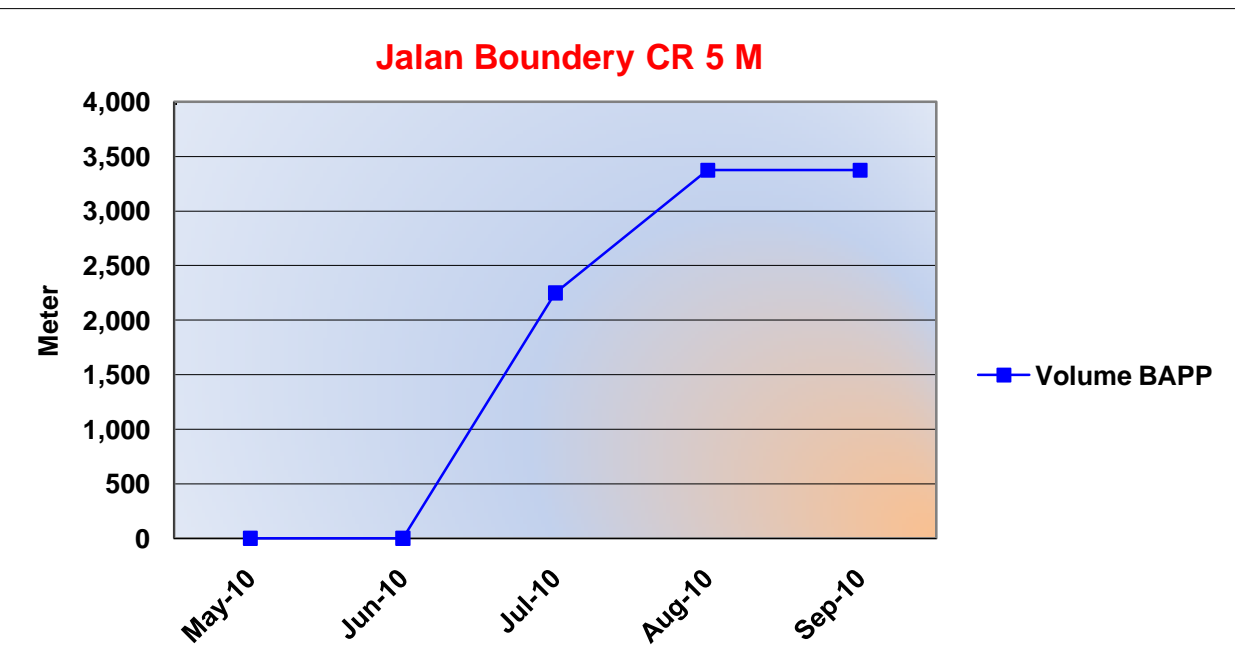
Month	Monthly Progress	Accumulated
May-10	-	-
Jun-10	-	-
Jul-10	-	-
Aug-10	-	-
Sep-10	-	-
	-	-

Type of Work	SPK Vol (Ha)	Progress	%
Imas Tumbang	4,620.00	1,064.58	23.04%



Month	Monthly Progress	Accumulated
May-10	-	-
Jun-10	473.77	473.77
Jul-10	590.81	1,064.58
Aug-10	-	1,064.58
Sep-10	-	1,064.58
	1,064.58	

Type of Work	SPK Vol (Ha)	Progress	%
Jalan Boundary CR 5 M	-	3,375.00	0.00%



Month	Monthly Progress	Accumulated
May-10	-	-
Jun-10	-	-
Jul-10	2,249.00	2,249.00
Aug-10	1,126.00	3,375.00
Sep-10	-	3,375.00
	3,375.00	