



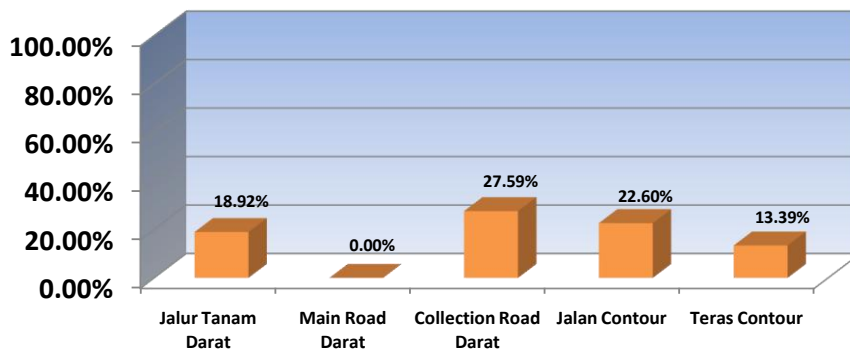
PROGRESS REPORT - Kebun Sungai Sambon

KONTRAK NO :

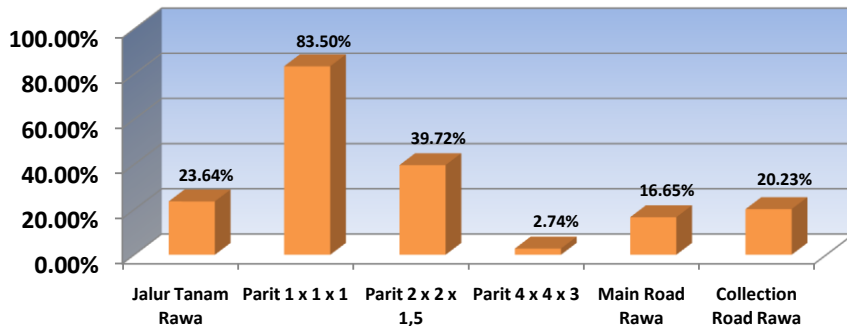
1. 156/SSBE/AGPL/12/2010-Jln & Bprt
2. 157/SSBE/AGPL/12/2010-SWAB
3. 158/SSBE/AGPL/12/2010-PJT

Jenis Pekerjaan	Unit	Vol SPK 03 Jan 2011 s.d 31 Des 2011	Realisasi			%
			AKUMULASI S.D BULAN LALU	BAPP Maret 2011	s.d BAPP Maret 2011	
Bulldozer						
Jalur Tanam Darat	Ha	680.00	110.16	18.48	128.64	18.92%
Main Road Darat	Meter	700.00	-	-	-	0.00%
Collection Road Darat	Meter	2,300.00	634.51	-	634.51	27.59%
Jalan Contour	Meter	57,200.00	11,262.89	1,666.11	12,929.00	22.60%
Teras Contour	Meter	530,800.00	50,042.31	21,019.44	71,061.75	13.39%
Sewa Bulldozer	HM	-	145.30	46.00	191.30	
Excavator						
Jalur Tanam Rawa	Ha	170.00	26.24	13.95	40.19	23.64%
Parit 1 x 1 x 1	Meter	17,000.00	10,069.31	4,125.76	14,195.07	83.50%
Parit 2 x 2 x 1,5	Meter	8,500.00	3,265.84	110.55	3,376.39	39.72%
Parit 4 x 4 x 3	Meter	4,300.00	-	117.66	117.66	2.74%
Main Road Rawa	Meter	1,800.00	299.61	-	299.61	16.65%
Collection Road Rawa	Meter	5,700.00	588.37	564.49	1,152.86	20.23%
Gorong-gorong Kayu	Unit	-	15.00	-	15.00	
Jembatan Kayu 2 M	Unit	-	9.00	-	9.00	
Jembatan Kayu 4 M	Unit	-	1.00	1.00	2.00	
Jembatan Kayu 5-10 M	Unit	-	-	-	-	
Jembatan Kayu > 10 M	Unit	-	-	-	-	
Sewa Excavator	HM	-	27.00	-	27.00	

Pekerjaan Bulldozer



Pekerjaan Excavator

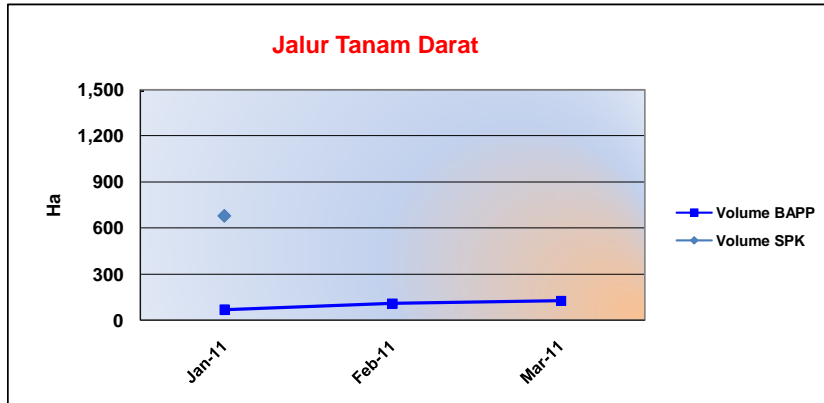




PROGRESS REPORT - Kebun Sungai Sambon

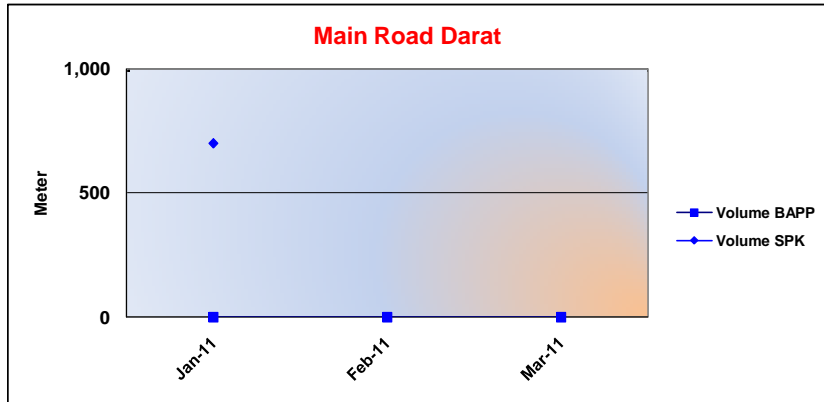
Chart & Detail Per Month

Jenis Pekerjaan	Unit	Vol SPK	Realisasi	%
Jalur Tanam Darat	Ha	680.00	128.64	18.92%



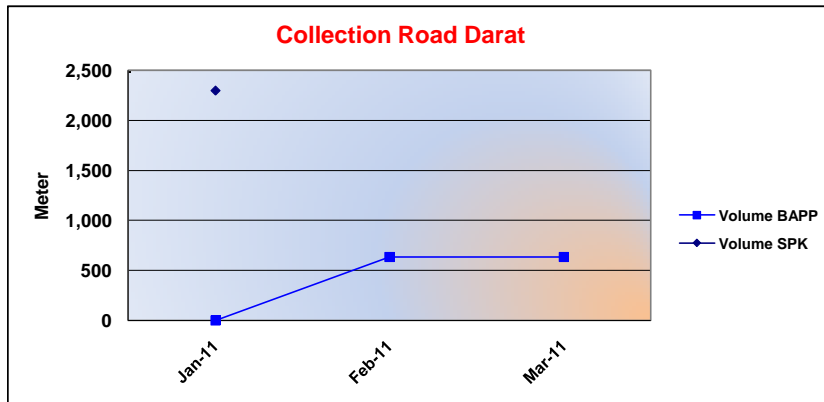
Bulan	Hasil per Bulan	Kumulatif
Jan-11	67.58	67.58
Feb-11	42.58	110.16
Mar-11	18.48	128.64
	128.64	

Jenis Pekerjaan	Unit	Vol SPK	Realisasi	%
Main Road Darat	Meter	700.00	-	0.00%



Bulan	Hasil per Bulan	Kumulatif
Jan-11	-	-
Feb-11	-	-
Mar-11	-	-
	-	

Jenis Pekerjaan	Unit	Vol SPK	Realisasi	%
Collection Road Darat	Meter	2,300.00	634.51	27.59%

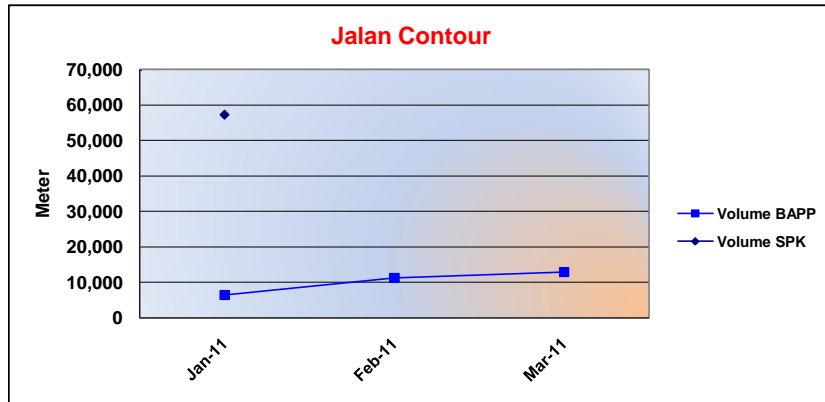


Bulan	Hasil per Bulan	Kumulatif
Jan-11	-	-
Feb-11	634.51	634.51
Mar-11	-	634.51
	634.51	



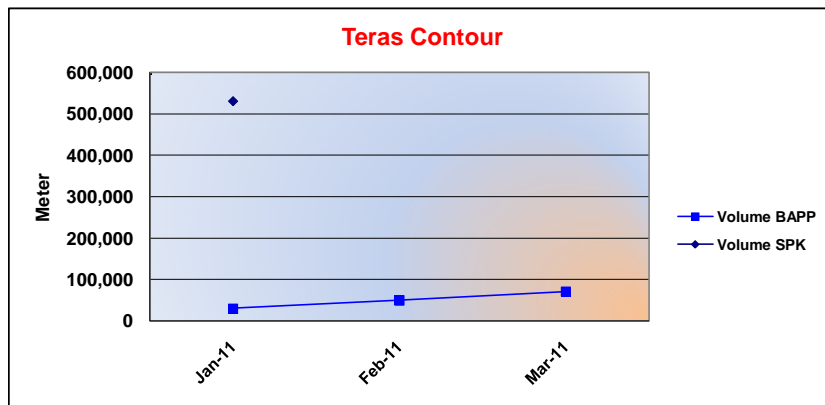
PROGRESS REPORT - Kebun Sungai Sambon

Jenis Pekerjaan	Unit	Vol SPK	Realisasi	%
Jalan Contour	Meter	57,200.00	12,929.00	22.60%



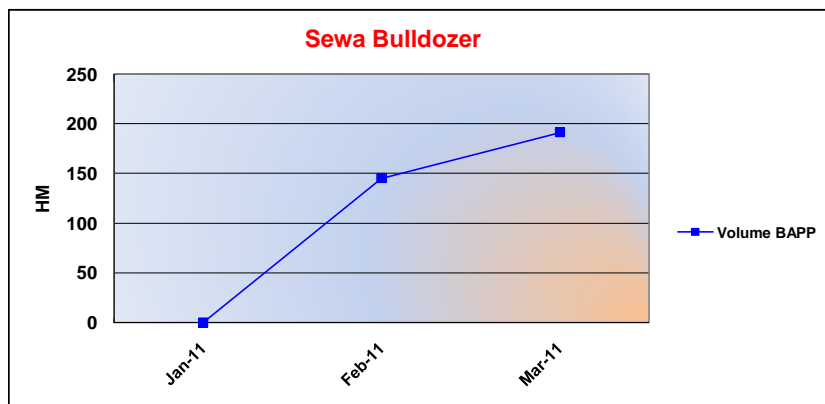
Bulan	Hasil per Bulan	Kumulatif
Jan-11	6,389.85	6,389.85
Feb-11	4,873.04	11,262.89
Mar-11	1,666.11	12,929.00
	12,929.00	

Jenis Pekerjaan	Unit	Vol SPK	Realisasi	%
Teras Contour	Meter	530,800.00	71,061.75	13.39%



Bulan	Hasil per Bulan	Kumulatif
Jan-11	30,532.05	30,532.05
Feb-11	19,510.26	50,042.31
Mar-11	21,019.44	71,061.75
	71,061.75	

Jenis Pekerjaan	Unit	Vol SPK	Realisasi	%
Sewa Bulldozer	HM	-	191.30	0.00%

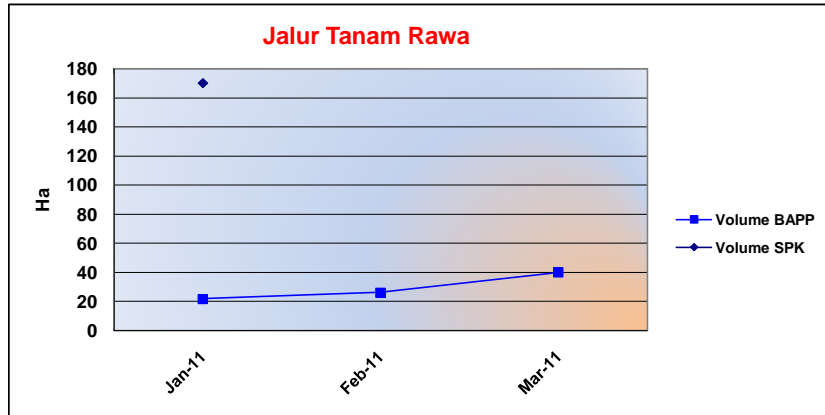


Bulan	Hasil per Bulan	Kumulatif
Jan-11	-	-
Feb-11	145.300	145.30
Mar-11	46.000	191.30
	191.30	



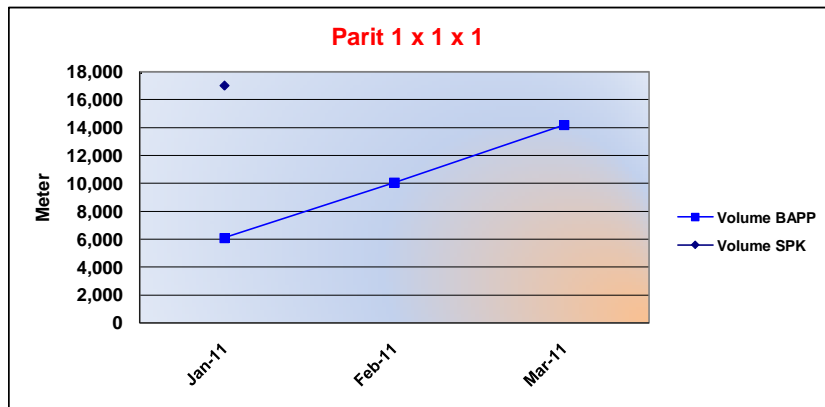
PROGRESS REPORT - Kebun Sungai Sambon

Jenis Pekerjaan	Unit	Vol SPK	Realisasi	%
Jalur Tanam Rawa	Ha	170.00	40.19	23.64%



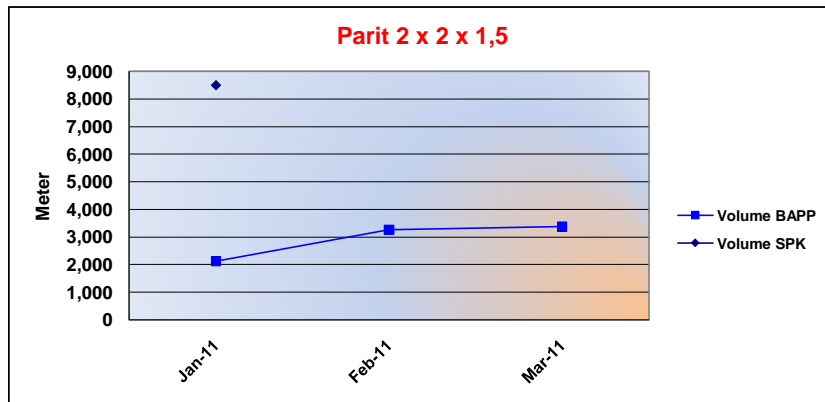
Bulan	Hasil per Bulan	Kumulatif
Jan-11	21.95	21.95
Feb-11	4.29	26.24
Mar-11	13.95	40.19
	40.19	

Jenis Pekerjaan	Unit	Vol SPK	Realisasi	%
Parit 1 x 1 x 1	Meter	17,000.00	14,195.07	83.50%



Bulan	Hasil per Bulan	Kumulatif
Jan-11	6,097.200	6,097.20
Feb-11	3,972.110	10,069.31
Mar-11	4,125.760	14,195.07
	14,195.07	

Jenis Pekerjaan	Unit	Vol SPK	Realisasi	%
Parit 2 x 2 x 1,5	Meter	8,500.00	3,376.39	39.72%

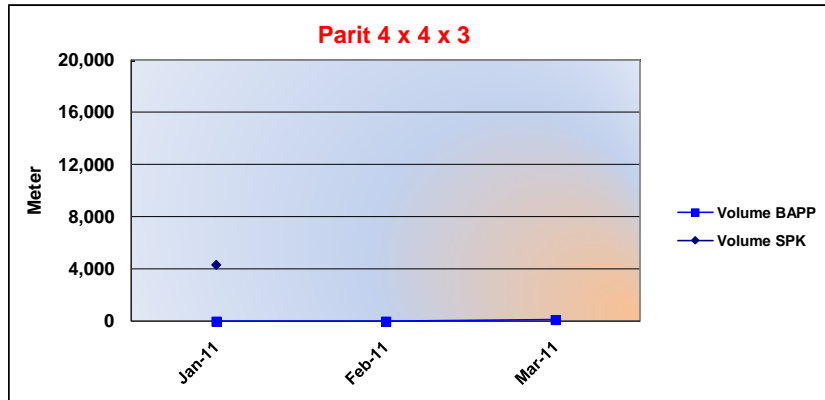


Bulan	Hasil per Bulan	Kumulatif
Jan-11	2,123.100	2,123.10
Feb-11	1,142.740	3,265.84
Mar-11	110.550	3,376.39
	3,376.39	



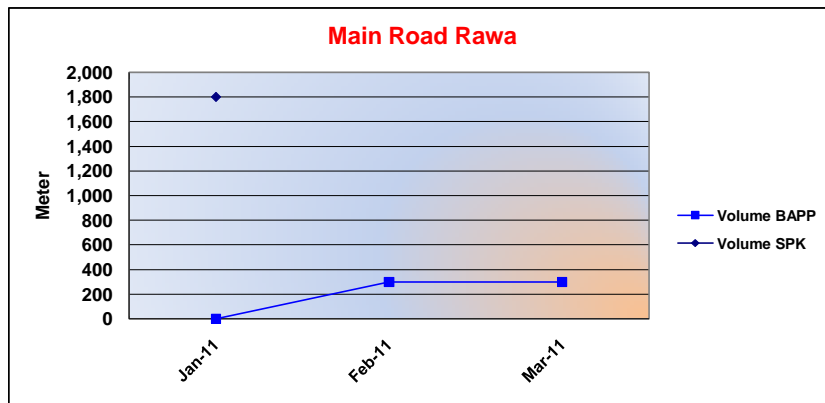
PROGRESS REPORT - Kebun Sungai Sambon

Jenis Pekerjaan	Unit	Vol SPK	Realisasi	%
Parit 4 x 4 x 3	Meter	4,300.00	117.66	2.74%



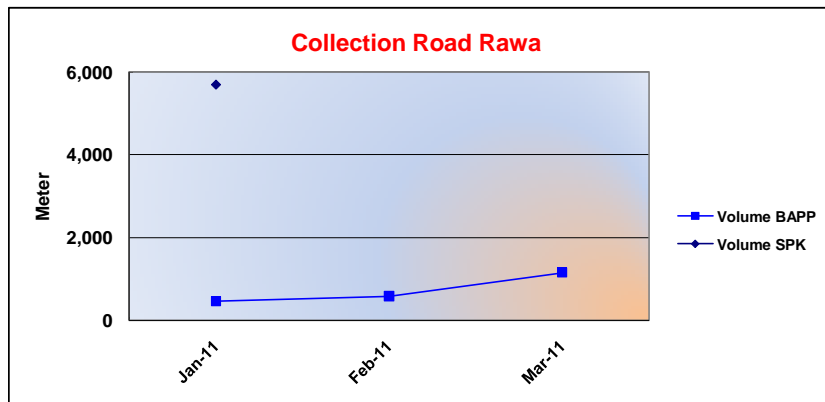
Bulan	Hasil per Bulan	Kumulatif
Jan-11	-	-
Feb-11	-	-
Mar-11	117.66	117.66
	117.66	

Jenis Pekerjaan	Unit	Vol SPK	Realisasi	%
Main Road Rawa	Meter	1,800.00	299.61	16.65%



Bulan	Hasil per Bulan	Kumulatif
Jan-11	-	-
Feb-11	299.610	299.61
Mar-11	-	299.61
	299.61	

Jenis Pekerjaan	Unit	Vol SPK	Realisasi	%
Collection Road Rawa	Meter	5,700.00	1,152.86	20.23%

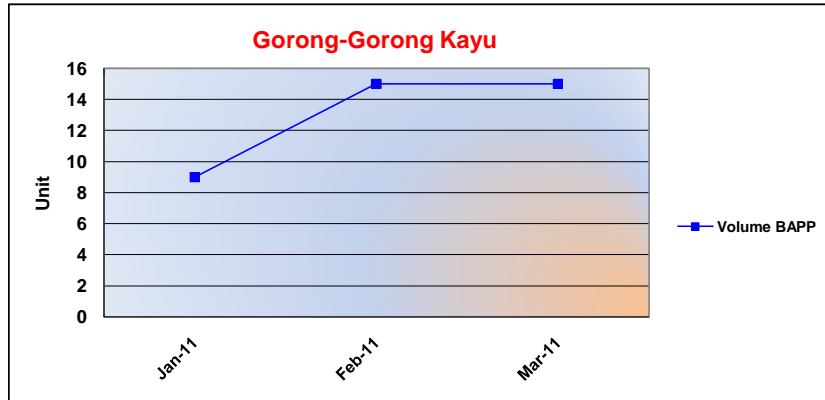


Bulan	Hasil per Bulan	Kumulatif
Jan-11	468.45	468.45
Feb-11	119.92	588.37
Mar-11	564.49	1,152.86
	1,152.86	



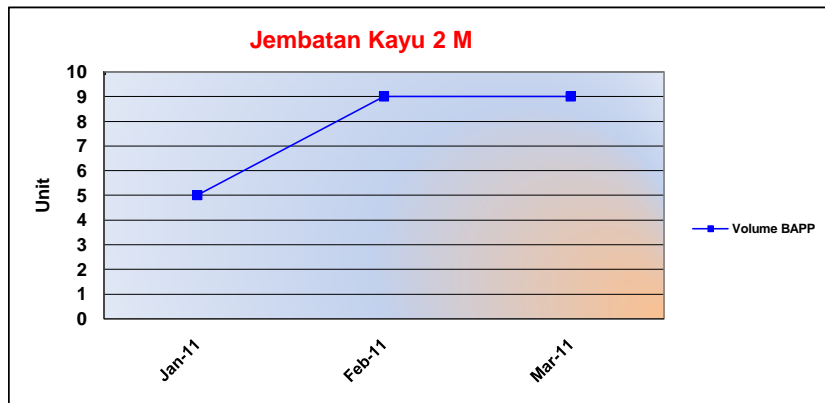
PROGRESS REPORT - Kebun Sungai Sambon

Jenis Pekerjaan	Unit	Vol SPK	Realisasi	%
Gorong-gorong Kayu	Unit	-	15.00	0.00%



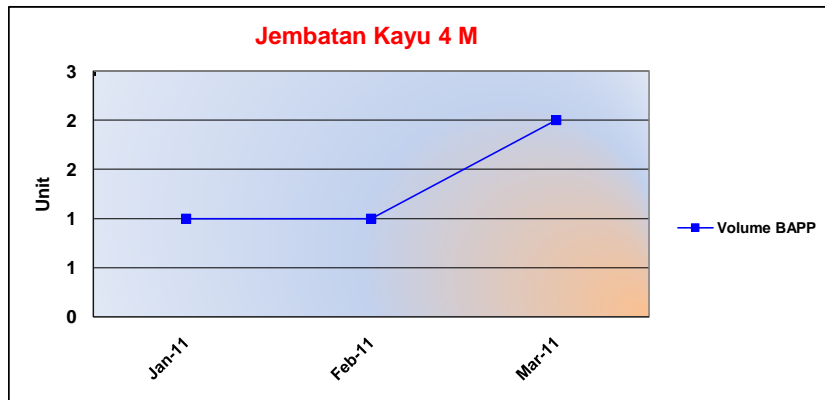
Bulan	Hasil per Bulan	Kumulatif
Jan-11	9.00	9.00
Feb-11	6.00	15.00
Mar-11	-	15.00
	15.00	

Jenis Pekerjaan	Unit	Vol SPK	Realisasi	%
Jembatan Kayu 2 M	Unit	-	9.00	0.00%



Bulan	Hasil per Bulan	Kumulatif
Jan-11	5.00	5.00
Feb-11	4.00	9.00
Mar-11	-	9.00
	9.00	

Jenis Pekerjaan	Unit	Vol SPK	Realisasi	%
Jembatan Kayu 4 M	Unit	-	2.00	0.00%

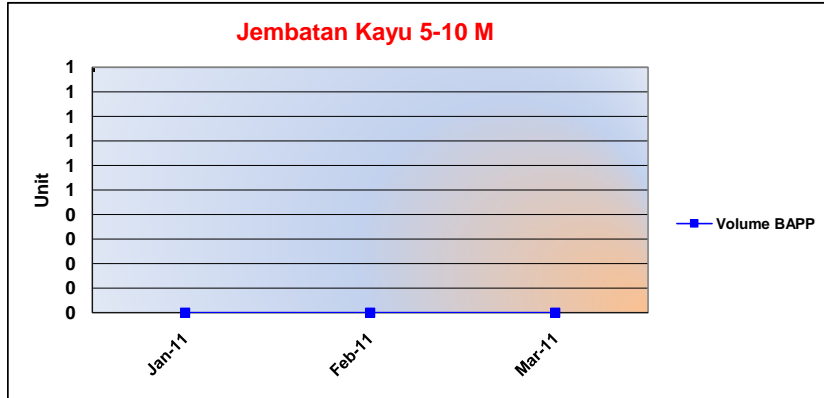


Bulan	Hasil per Bulan	Kumulatif
Jan-11	1.00	1.00
Feb-11	-	1.00
Mar-11	1.00	2.00
	2.00	



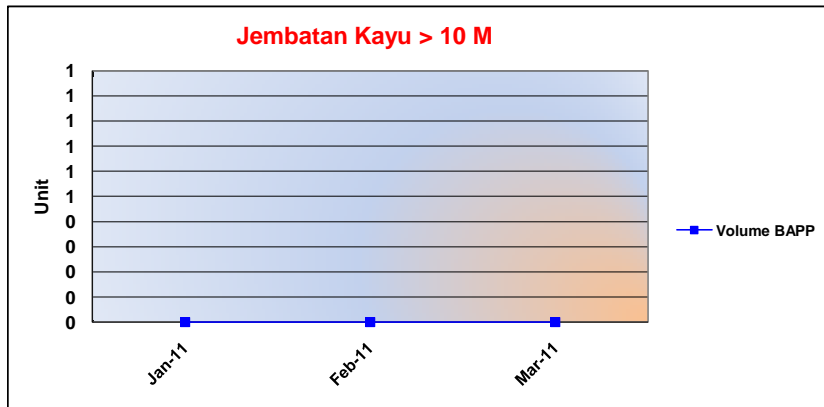
PROGRESS REPORT - Kebun Sungai Sambon

Jenis Pekerjaan	Unit	Vol SPK	Realisasi	%
Jembatan Kayu 5-10 M	Unit	-	-	0.00%



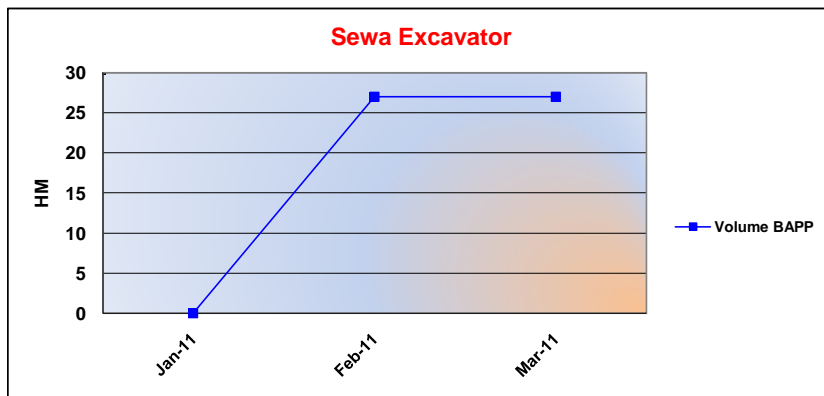
Bulan	Hasil per Bulan	Kumulatif
Jan-11	-	-
Feb-11	-	-
Mar-11	-	-
	-	-

Jenis Pekerjaan	Unit	Vol SPK	Realisasi	%
Jembatan Kayu > 10 M	Unit	-	-	0.00%



Bulan	Hasil per Bulan	Kumulatif
Jan-11	-	-
Feb-11	-	-
Mar-11	-	-
	-	-

Jenis Pekerjaan	Unit	Vol SPK	Realisasi	%
Sewa Excavator	HM	-	27.00	0.00%



Bulan	Hasil per Bulan	Kumulatif
Jan-11	-	-
Feb-11	27.000	27.00
Mar-11	-	27.00
	27.00	