



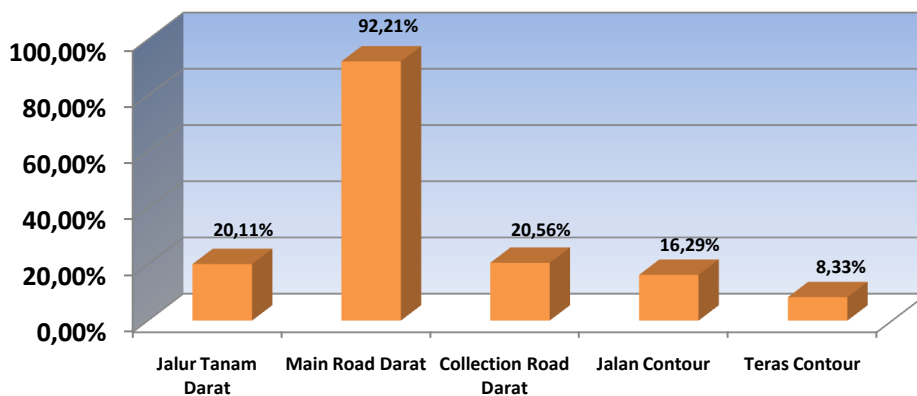
PROGRESS REPORT - Kebun Gaharu

KONTRAK NO :

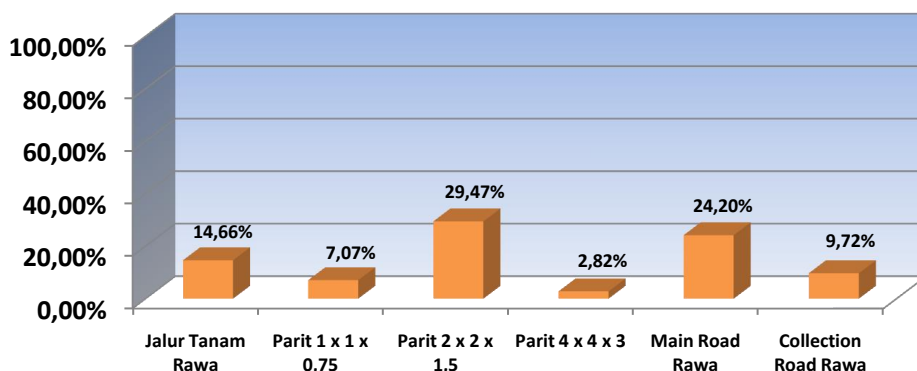
- 1. 016/BNML/JKTO/08/2011 - Imas/Tumbang
- 2. 017/BNML/JKTO/08/2011 - Jalur Tanam, BPRT, & PJLN
- 3. 018/BNML/JKTO/08/2011 - SWAB

Jenis Pekerjaan	Unit	Vol SPK 1 Sept '11 s.d 31 Agust '13	Realisasi			%
			AKUMULASI S.D BULAN LALU	BAPP Sept' 2012	S.D BAPP Sept' 2012	
Bulldozer						
Jalur Tanam Darat	Ha	6.300,00	1.200,62	66,49	1.267,11	20,11%
Main Road Darat	Meter	46.410,00	38.814,81	3.979,66	42.794,47	92,21%
Collection Road Darat	Meter	152.880,00	30.091,15	1.341,82	31.432,97	20,56%
Jalan Contour	Meter	157.500,00	23.468,65	2.182,38	25.651,02	16,29%
Teras Contour	Meter	1.951.250,00	134.526,65	28.059,14	162.585,79	8,33%
Sewa Buldozer	HM	-	763,90	137,80	901,70	
Excavator						
Jalur Tanam Rawa	Ha	700,00	94,09	8,52	102,61	14,66%
Parit 1 x 1 x 0,75	Meter	343.000,00	21.493,07	2.751,00	24.244,08	7,07%
Parit 2 x 2 x 1,5	Meter	86.520,00	23.453,21	2.046,48	25.499,69	29,47%
Parit 4 x 4 x 3	Meter	29.890,00	841,63	-	841,63	2,82%
Main Road Rawa	Meter	7.140,00	1.507,71	220,51	1.728,22	24,20%
Collection Road Rawa	Meter	23.520,00	1.886,02	400,55	2.286,57	9,72%
Gorong-gorong	Unit	-	156,00	7,00	163,00	
Jembatan 2 M	Unit	-	80,00	2,00	82,00	
Jembatan 4 M	Unit	-	5,00	-	5,00	
Jembatan 5-10 M	Unit	-	-	-	-	
Jembatan > 10 M	Unit	-	-	-	-	
Sewa Excavator	HM	-	996,00	219,00	1.215,00	
Imas Tumbang	Ha	7.000,00	101,90	-	101,90	1,46%

Pekerjaan Bulldozer



Pekerjaan Excavator

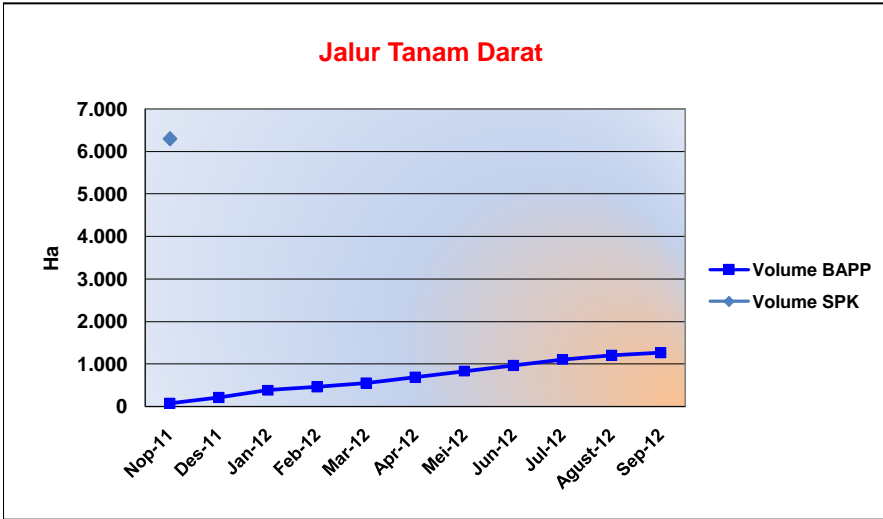




PROGRESS REPORT - Kebun Gaharu

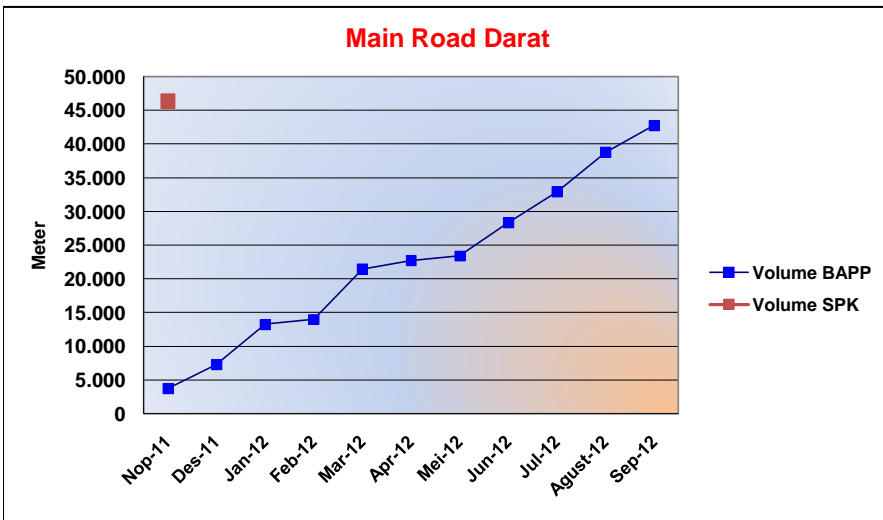
Chart & Detail Per Month

Jenis Pekerjaan	Unit	Vol SPK	Realisasi	%
Jalur Tanam Darat	Ha	6.300,00	1.267,11	20,11%



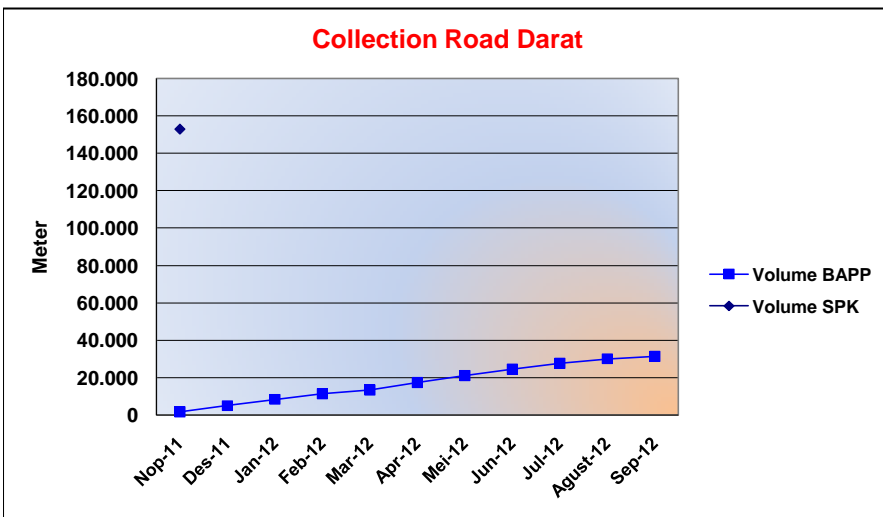
Bulan	Hasil per Bulan	Kumulatif
Nop-11	77,50	77,50
Des-11	133,62	211,12
Jan-12	174,76	385,88
Feb-12	83,63	469,51
Mar-12	84,67	554,18
Apr-12	132,40	686,58
Mei-12	148,17	834,75
Jun-12	133,71	968,46
Jul-12	141,15	1.109,61
Agust-12	91,01	1.200,62
Sep-12	66,49	1.267,11
	1.267,11	

Jenis Pekerjaan	Unit	Vol SPK	Realisasi	%
Main Road Darat	Meter	46.410,00	42.794,47	92,21%



Bulan	Hasil per Bulan	Kumulatif
Nop-11	3.707,08	3.707,08
Des-11	3.575,41	7.282,49
Jan-12	5.974,39	13.256,88
Feb-12	730,57	13.987,45
Mar-12	7.467,54	21.454,99
Apr-12	1.266,50	22.721,49
Mei-12	697,95	23.419,44
Jun-12	4.953,92	28.373,36
Jul-12	4.593,59	32.966,95
Agust-12	5.847,85	38.814,81
Sep-12	3.979,66	42.794,47
	42.794,47	

Jenis Pekerjaan	Unit	Vol SPK	Realisasi	%
Collection Road Darat	Meter	152.880,00	31.432,97	20,56%

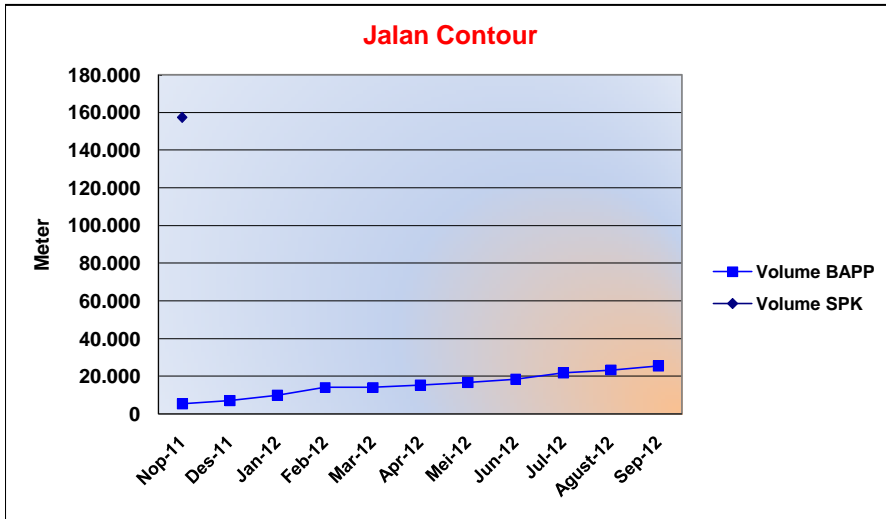


Bulan	Hasil per Bulan	Kumulatif
Nop-11	1.641,70	1.641,70
Des-11	3.352,94	4.994,64
Jan-12	3.375,73	8.370,37
Feb-12	2.972,73	11.343,10
Mar-12	2.130,84	13.473,94
Apr-12	3.820,27	17.294,21
Mei-12	3.891,86	21.186,07
Jun-12	3.337,50	24.523,57
Jul-12	3.160,33	27.683,89
Agust-12	2.407,26	30.091,15
Sep-12	1.341,82	31.432,97
	31.432,97	



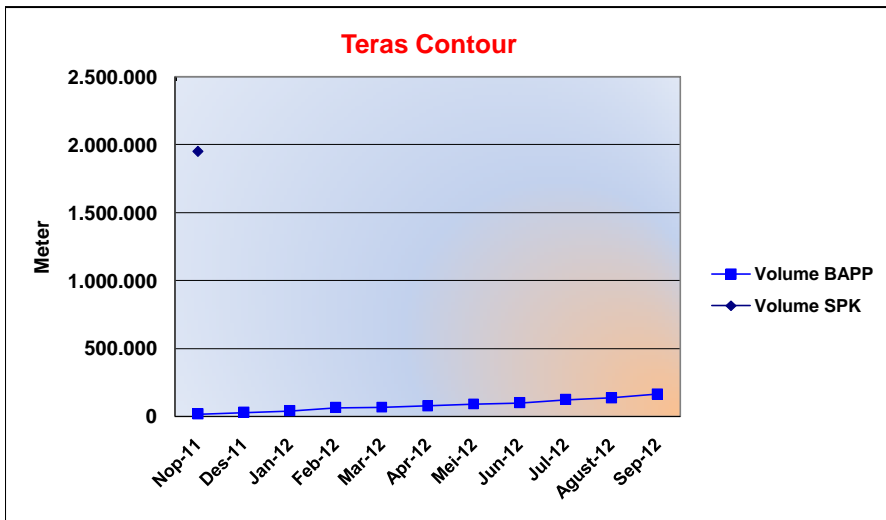
PROGRESS REPORT - Kebun Gaharu

Jenis Pekerjaan	Unit	Vol SPK	Realisasi	%
Jalan Contour	Meter	157.500,00	25.651,02	16,29%



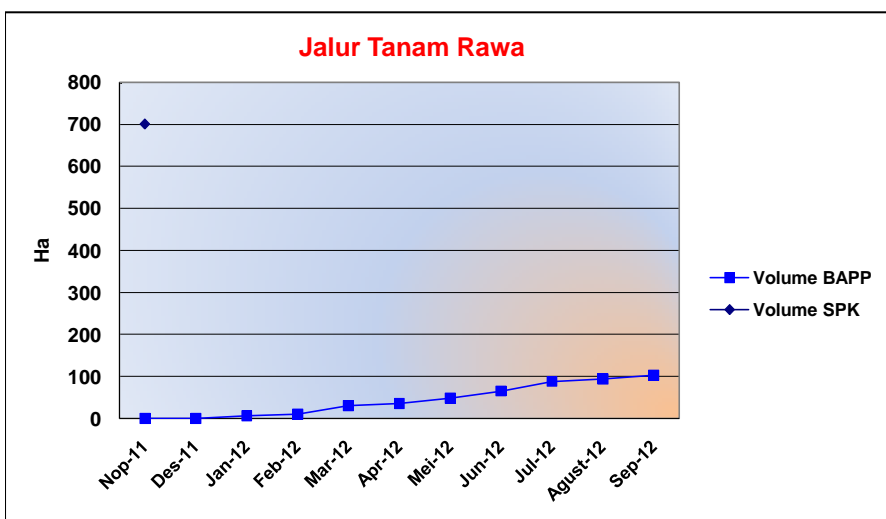
Bulan	Hasil per Bulan	Kumulatif
Nop-11	5.485,05	5.485,05
Des-11	1.823,86	7.308,91
Jan-12	2.647,79	9.956,70
Feb-12	4.203,50	14.160,20
Mar-12	-	14.160,20
Apr-12	1.212,64	15.372,84
Mei-12	1.559,02	16.931,86
Jun-12	1.511,14	18.443,00
Jul-12	3.447,52	21.890,52
Agust-12	1.578,13	23.468,65
Sep-12	2.182,38	25.651,02
	25.651,02	

Jenis Pekerjaan	Unit	Vol SPK	Realisasi	%
Teras Contour	Meter	1.951.250,00	162.585,79	8,33%



Bulan	Hasil per Bulan	Kumulatif
Nop-11	16.236,58	16.236,58
Des-11	11.725,00	27.961,58
Jan-12	12.928,27	40.889,85
Feb-12	23.402,24	64.292,09
Mar-12	2.010,14	66.302,23
Apr-12	10.058,30	76.360,53
Mei-12	13.183,83	89.544,36
Jun-12	9.420,30	98.964,66
Jul-12	22.806,18	121.770,84
Agust-12	12.755,81	134.526,65
Sep-12	28.059,14	162.585,79
	162.585,79	

Jenis Pekerjaan	Unit	Vol SPK	Realisasi	%
Jalur Tanam Rawa	Ha	700,00	102,61	14,66%

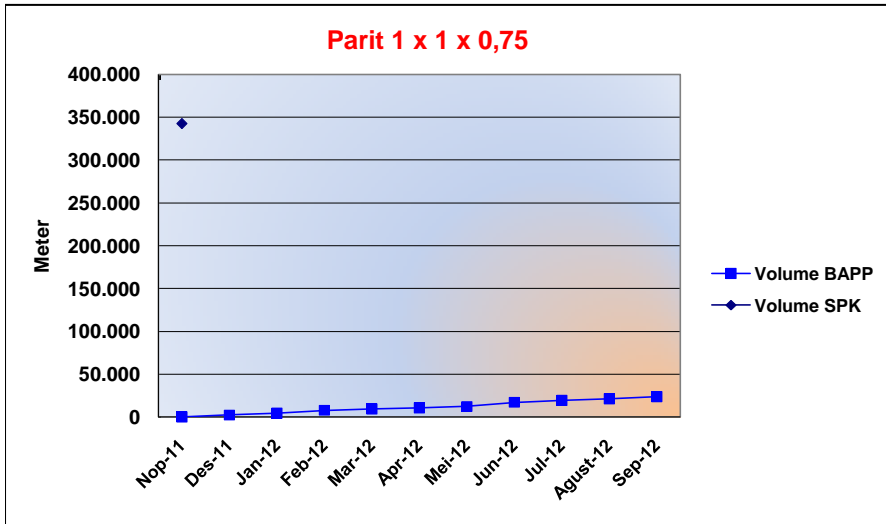


Bulan	Hasil per Bulan	Kumulatif
Nop-11	-	-
Des-11	0,33	0,33
Jan-12	6,38	6,71
Feb-12	3,90	10,61
Mar-12	19,49	30,10
Apr-12	4,94	35,04
Mei-12	12,92	47,96
Jun-12	17,22	65,18
Jul-12	22,76	87,94
Agust-12	6,15	94,09
Sep-12	8,52	102,61
	102,61	



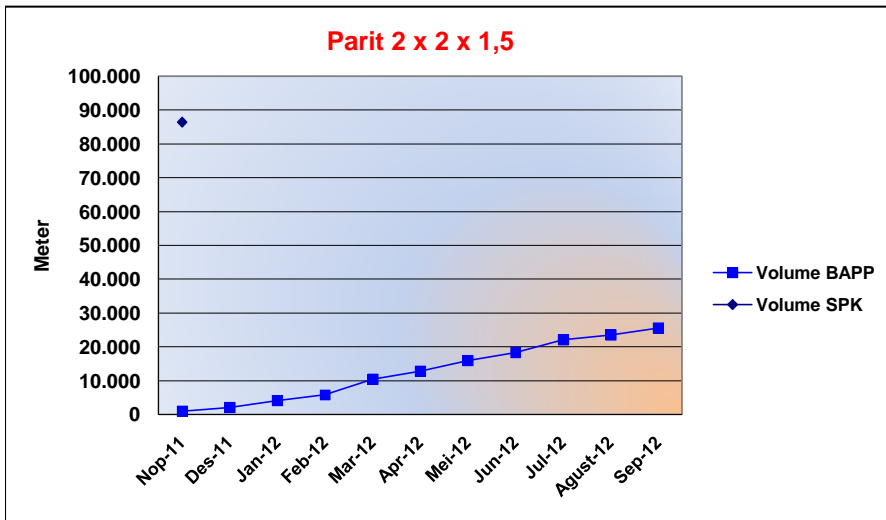
PROGRESS REPORT - Kebun Gaharu

Jenis Pekerjaan	Unit	Vol SPK	Realisasi	%
Parit 1 x 1 x 0,75	Meter	343.000,00	24.244,08	7,07%



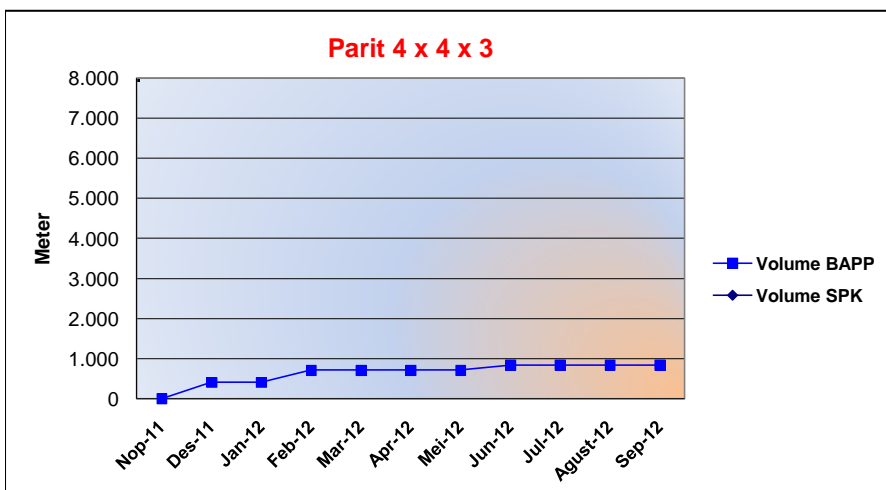
Bulan	Hasil per Bulan	Kumulatif
Nop-11	-	-
Des-11	2.450,01	2.450,01
Jan-12	2.022,94	4.472,95
Feb-12	3.453,94	7.926,89
Mar-12	1.765,14	9.692,03
Apr-12	1.007,33	10.699,36
Mei-12	1.860,40	12.559,76
Jun-12	4.813,97	17.373,73
Jul-12	2.234,29	19.608,02
Agust-12	1.885,05	21.493,07
Sep-12	2.751,00	24.244,08
	24.244,08	

Jenis Pekerjaan	Unit	Vol SPK	Realisasi	%
Parit 2 x 2 x 1,5	Meter	86.520	25.499,69	29,47%



Bulan	Hasil per Bulan	Kumulatif
Nop-11	815,97	815,97
Des-11	1.177,46	1.993,43
Jan-12	2.000,87	3.994,30
Feb-12	1.649,15	5.643,45
Mar-12	4.679,30	10.322,75
Apr-12	2.376,24	12.698,99
Mei-12	3.129,16	15.828,15
Jun-12	2.422,35	18.250,50
Jul-12	3.771,35	22.021,84
Agust-12	1.431,37	23.453,21
Sep-12	2.046,48	25.499,69
	25.499,69	

Jenis Pekerjaan	Unit	Vol SPK	Realisasi	%
Parit 4 x 4 x 3	Meter	29.890,00	841,63	2,82%

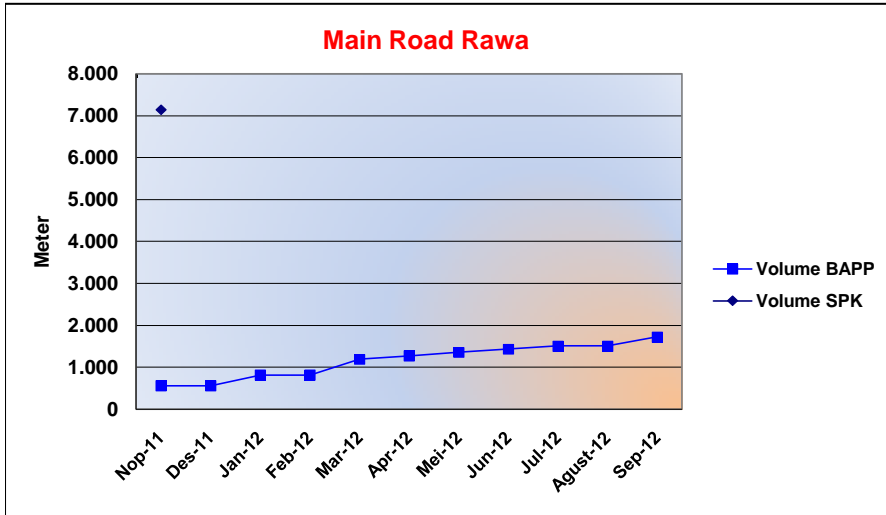


Bulan	Hasil per Bulan	Kumulatif
Nop-11	-	-
Des-11	407,19	407,19
Jan-12	-	407,19
Feb-12	304,00	711,19
Mar-12	-	711,19
Apr-12	-	711,19
Mei-12	-	711,19
Jun-12	130,44	841,63
Jul-12	-	841,63
Agust-12	-	841,63
Sep-12	-	841,63
	841,63	



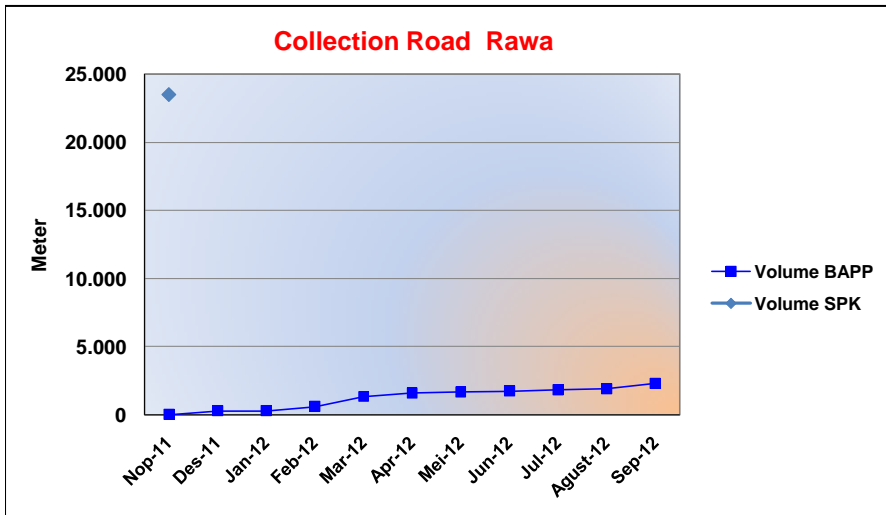
PROGRESS REPORT - Kebun Gaharu

Jenis Pekerjaan	Unit	Vol SPK	Realisasi	%
Main Road Rawa	Meter	7.140,00	1.728,22	24,20%



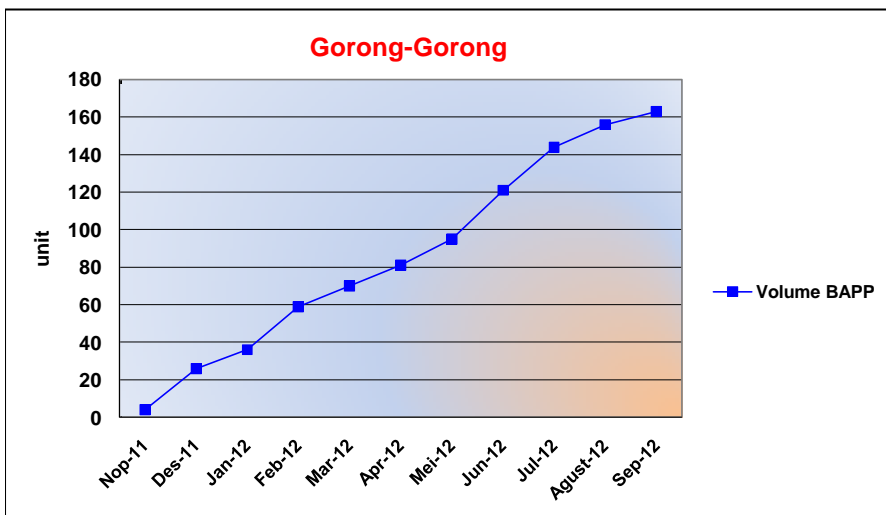
Bulan	Hasil per Bulan	Kumulatif
Nop-11	561,48	561,48
Des-11	-	561,48
Jan-12	259,63	821,11
Feb-12	-	821,11
Mar-12	373,39	1.194,50
Apr-12	81,01	1.275,51
Mei-12	87,93	1.363,44
Jun-12	73,80	1.437,24
Jul-12	70,47	1.507,71
Agust-12	-	1.507,71
Sep-12	220,51	1.728,22
	1.728,22	

Jenis Pekerjaan	Unit	Vol SPK	Realisasi	%
Collection Road Rawa	Meter	23.520,00	2.286,57	9,72%



Bulan	Hasil per Bulan	Kumulatif
Nop-11	-	-
Des-11	275,65	275,65
Jan-12	-	275,65
Feb-12	321,82	597,47
Mar-12	727,17	1.324,64
Apr-12	263,63	1.588,27
Mei-12	63,50	1.651,77
Jun-12	72,35	1.724,12
Jul-12	94,92	1.819,04
Agust-12	66,98	1.886,02
Sep-12	400,55	2.286,57
	2.286,57	

Jenis Pekerjaan	Unit	Vol SPK	Realisasi	%
Gorong-gorong	Unit	-	163,00	0,00%

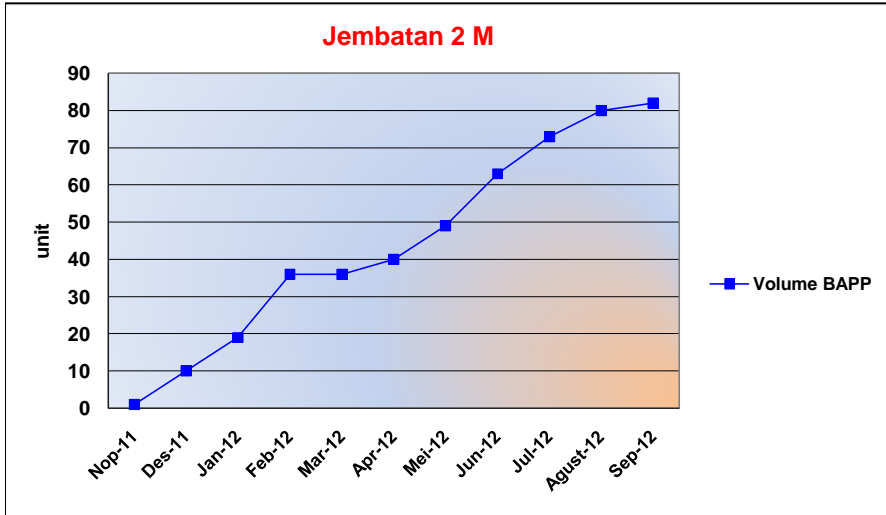


Bulan	Hasil per Bulan	Kumulatif
Nop-11	4,00	4,00
Des-11	22,00	26,00
Jan-12	10,00	36,00
Feb-12	23,00	59,00
Mar-12	11,00	70,00
Apr-12	11,00	81,00
Mei-12	14,00	95,00
Jun-12	26,00	121,00
Jul-12	23,00	144,00
Agust-12	12,00	156,00
Sep-12	7,00	163,00
	163,00	



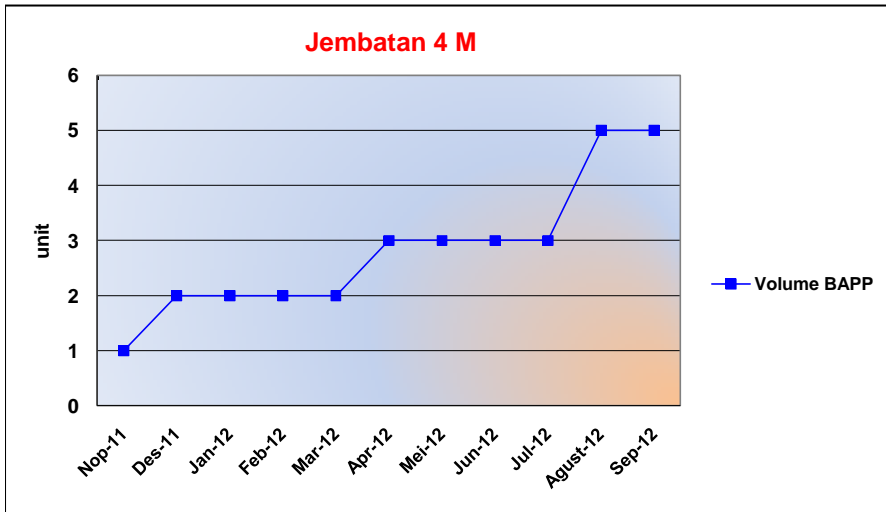
PROGRESS REPORT - Kebun Gaharu

Jenis Pekerjaan	Unit	Vol SPK	Realisasi	%
Jembatan 2 M	Unit	-	82,00	0,00%



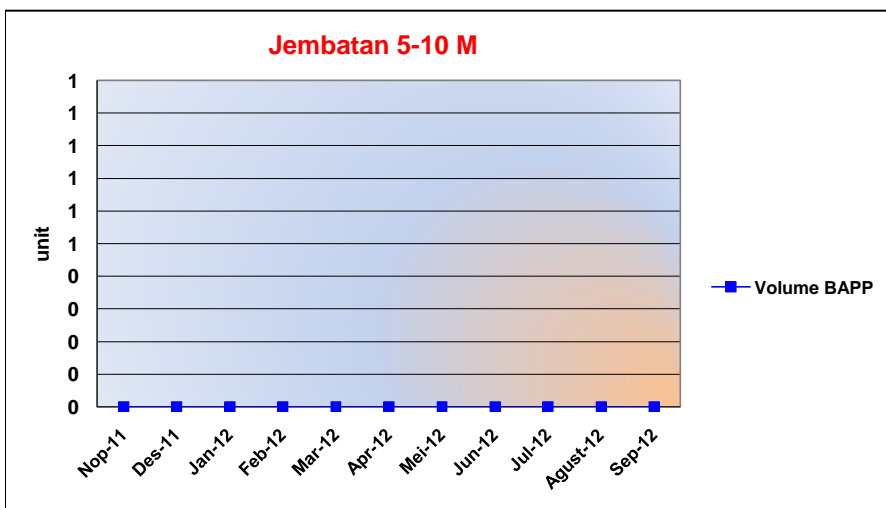
Bulan	Hasil per Bulan	Kumulatif
Nop-11	1,00	1,00
Des-11	9,00	10,00
Jan-12	9,00	19,00
Feb-12	17,00	36,00
Mar-12	-	36,00
Apr-12	4,00	40,00
Mei-12	9,00	49,00
Jun-12	14,00	63,00
Jul-12	10,00	73,00
Agust-12	7,00	80,00
Sep-12	2,00	82,00
	82,00	

Jenis Pekerjaan	Unit	Vol SPK	Realisasi	%
Jembatan 4 M	Unit	-	5,00	0,00%



Bulan	Hasil per Bulan	Kumulatif
Nop-11	1,00	1,00
Des-11	1,00	2,00
Jan-12	-	2,00
Feb-12	-	2,00
Mar-12	-	2,00
Apr-12	1,00	3,00
Mei-12	-	3,00
Jun-12	-	3,00
Jul-12	-	3,00
Agust-12	2,00	5,00
Sep-12	-	5,00
	5,00	

Jenis Pekerjaan	Unit	Vol SPK	Realisasi	%
Jembatan 5-10 M	Unit	-	-	0,00%

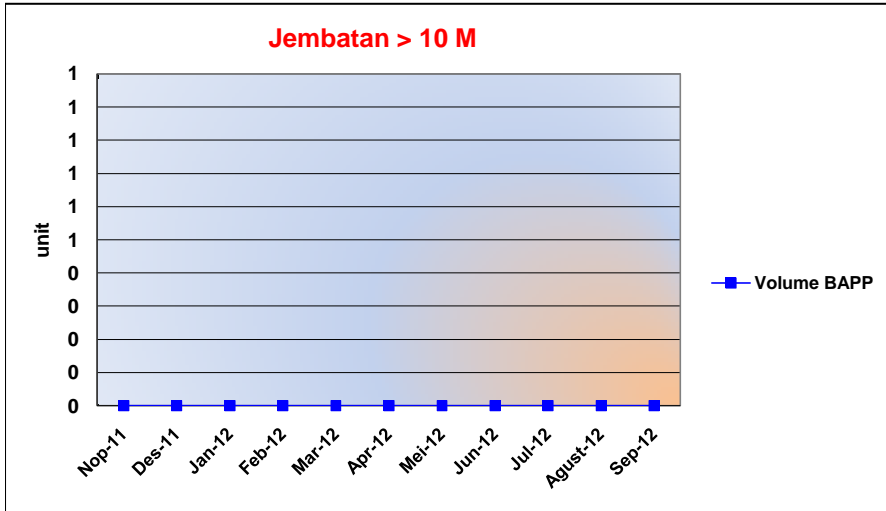


Bulan	Hasil per Bulan	Kumulatif
Nop-11	-	-
Des-11	-	-
Jan-12	-	-
Feb-12	-	-
Mar-12	-	-
Apr-12	-	-
Mei-12	-	-
Jun-12	-	-
Jul-12	-	-
Agust-12	-	-
Sep-12	-	-
	-	-



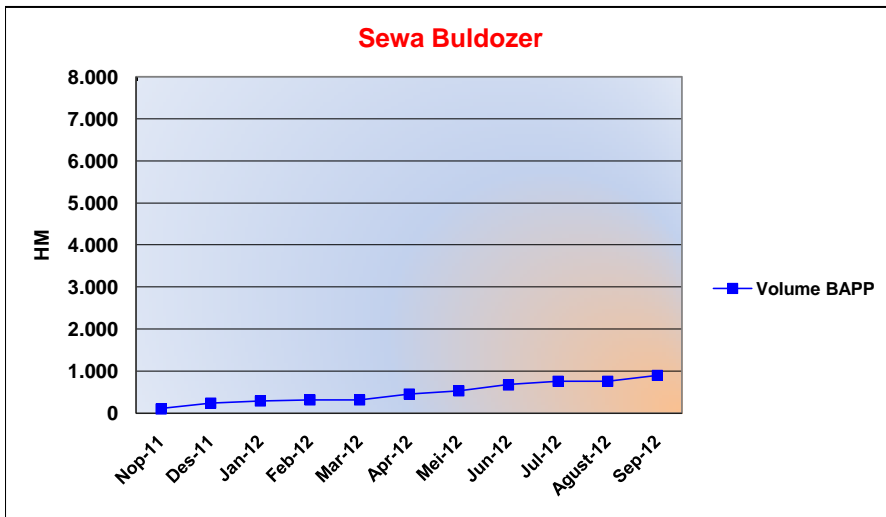
PROGRESS REPORT - Kebun Gaharu

Jenis Pekerjaan	Unit	Vol SPK	Realisasi	%
Jembatan > 10 M	Unit	-	-	0,00%



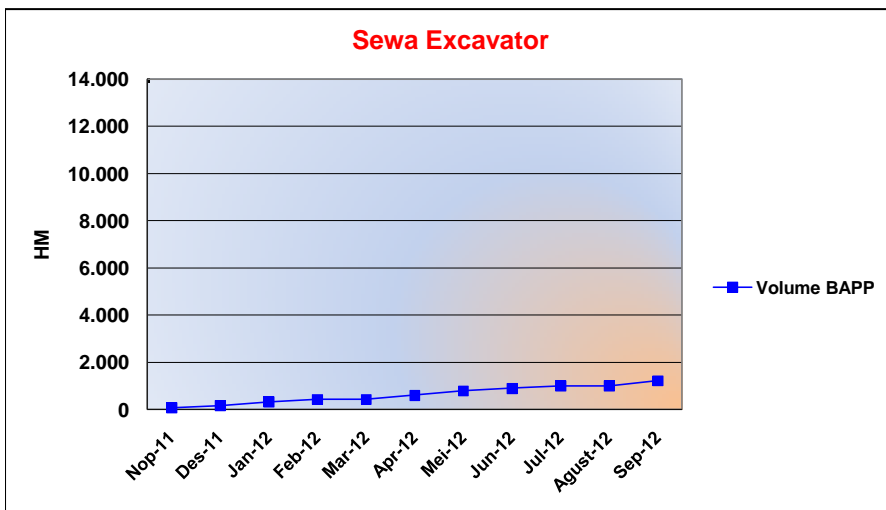
Bulan	Hasil per Bulan	Kumulatif
Nop-11	-	-
Des-11	-	-
Jan-12	-	-
Feb-12	-	-
Mar-12	-	-
Apr-12	-	-
Mei-12	-	-
Jun-12	-	-
Jul-12	-	-
Agust-12	-	-
Sep-12	-	-
	-	-

Jenis Pekerjaan	Unit	Vol SPK	Realisasi	%
Sewa Buldozer	HM	-	901,70	0,00%



Bulan	Hasil per Bulan	Kumulatif
Nop-11	110,10	110,10
Des-11	134,00	244,10
Jan-12	53,00	297,10
Feb-12	26,30	323,40
Mar-12	-	323,40
Apr-12	135,30	458,70
Mei-12	76,40	535,10
Jun-12	145,50	680,60
Jul-12	83,30	763,90
Agust-12	-	763,90
Sep-12	137,80	901,70
	901,70	

Jenis Pekerjaan	Unit	Vol SPK	Realisasi	%
Sewa Excavator	HM	-	1.215,00	0,00%

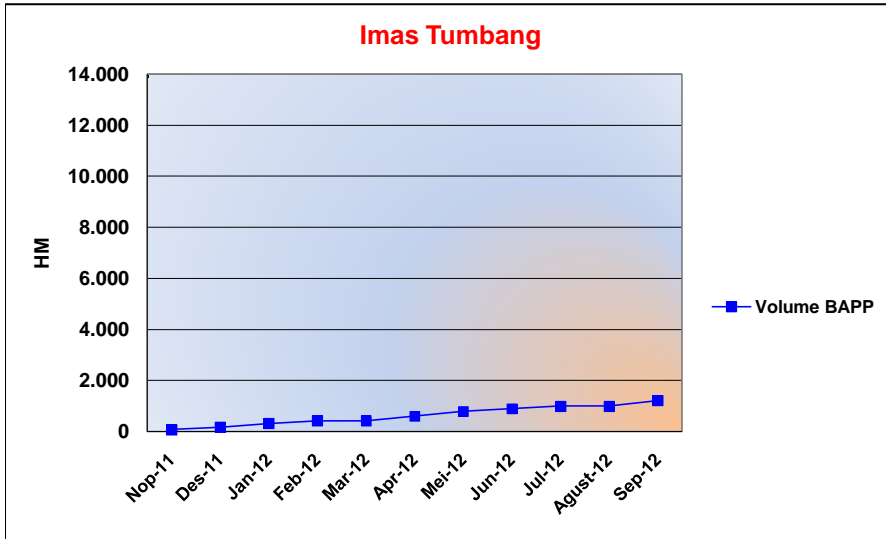


Bulan	Hasil per Bulan	Kumulatif
Nop-11	76,00	76,00
Des-11	92,00	168,00
Jan-12	154,00	322,00
Feb-12	105,00	427,00
Mar-12	-	427,00
Apr-12	176,00	603,00
Mei-12	186,00	789,00
Jun-12	105,00	894,00
Jul-12	102,00	996,00
Agust-12	-	996,00
Sep-12	219,00	1.215,00
	1.215,00	



PROGRESS REPORT - Kebun Gaharu

Jenis Pekerjaan	Unit	Vol SPK	Realisasi	%
Imas Tumbang	Ha	7.000,00	101,90	0,00%



Bulan	Hasil per Bulan	Kumulatif
Nop-11	-	-
Des-11	101,90	101,90
Jan-12	-	101,90
Feb-12	-	101,90
Mar-12	-	101,90
Apr-12	-	101,90
Mei-12	-	101,90
Jun-12	-	101,90
Jul-12	-	101,90
Agust-12	-	101,90
Sep-12	-	101,90
	101,90	