



# PT. RIMBA HARAPAN SAKTI

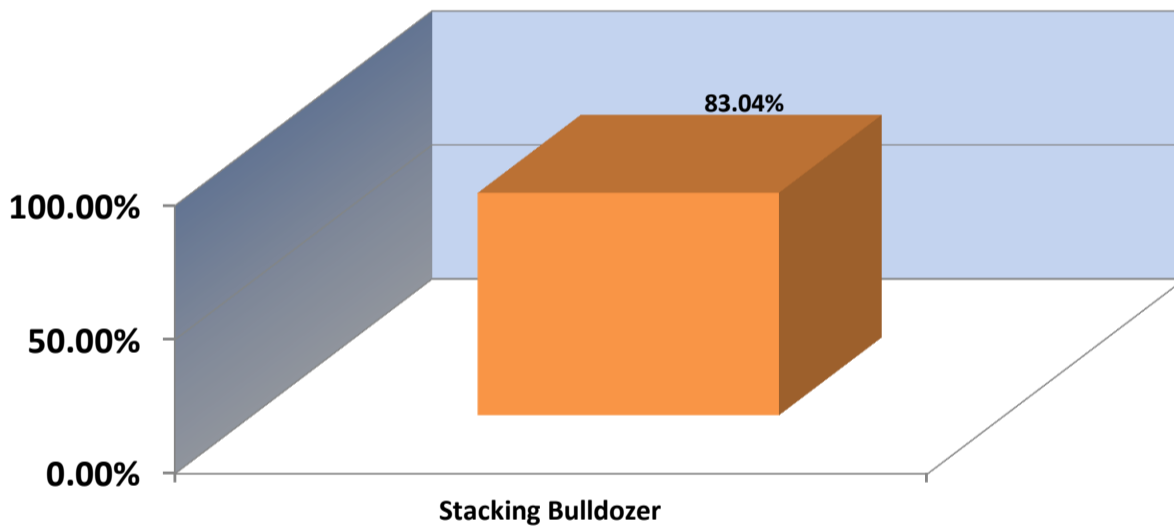
## CLAIM SUMMARY

Contract No :

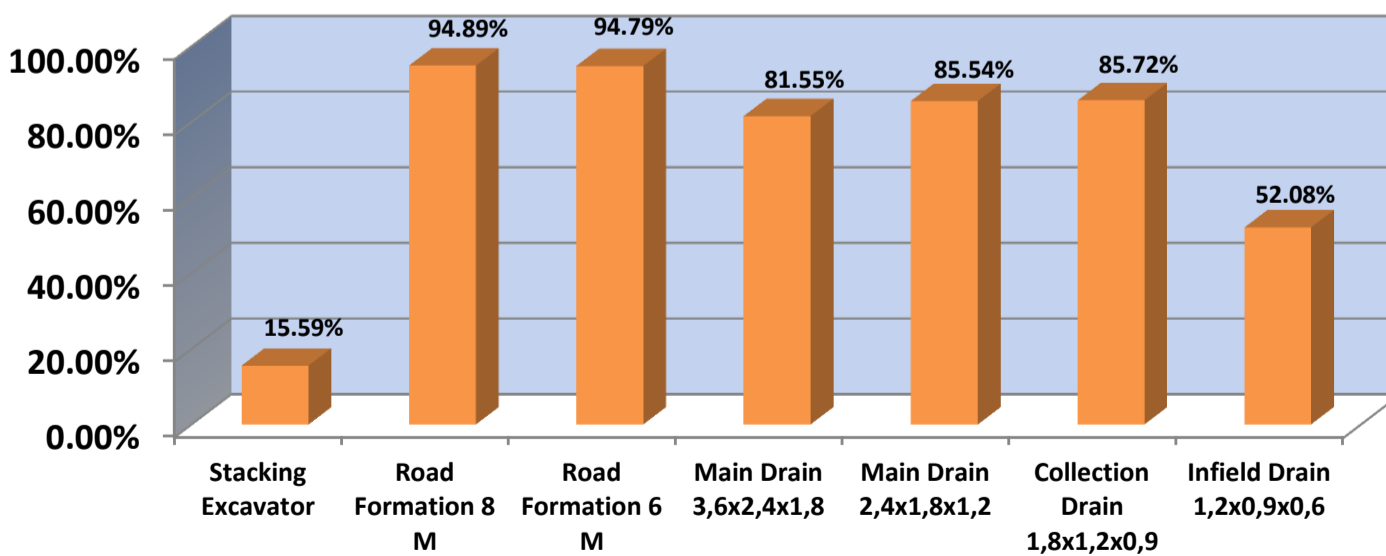
1. P & C 1608.02/RHS-957
2. P & C 1608.02/RHS-958

Type of Work	Unit	SPK Vol	January - November 2009 Claim	December Claim	Total Claimed ( Jan - Dec 2009 )	%
<b>Bulldozer</b>						
Stacking Bulldozer	Ha	3,720.00	2,935.79	153.16	3,088.95	83.04%
<b>Excavator</b>						
Stacking Excavator	Ha	2,480.00	286.12	100.40	386.52	15.59%
Road Formation 8 M	Meter	62,000.00	49,028.00	9,804.00	58,832.00	94.89%
Road Formation 6 M	Meter	310,000.00	267,700.00	26,161.00	293,861.00	94.79%
Main Drain 3,6x2,4x1,8	Meter	4,650.00	1,656.00	2,136.00	3,792.00	81.55%
Main Drain 2,4x1,8x1,2	Meter	61,000.00	40,388.00	11,794.00	52,182.00	85.54%
Collection Drain 1,8x1,2x0,9	Meter	305,000.00	235,616.00	25,832.00	261,448.00	85.72%
Infield Drain 1,2x0,9x0,6	Meter	232,500.00	112,667.00	8,426.00	121,093.00	52.08%
Underbrushing (Imas)	Ha	6,200.00	3,219.92	146.87	3,366.79	54.30%
Big Hole Planting	Hole	162,800.00	58,758.00	16,278.00	75,036.00	46.09%

### Bulldozer Work



### Excavator Work

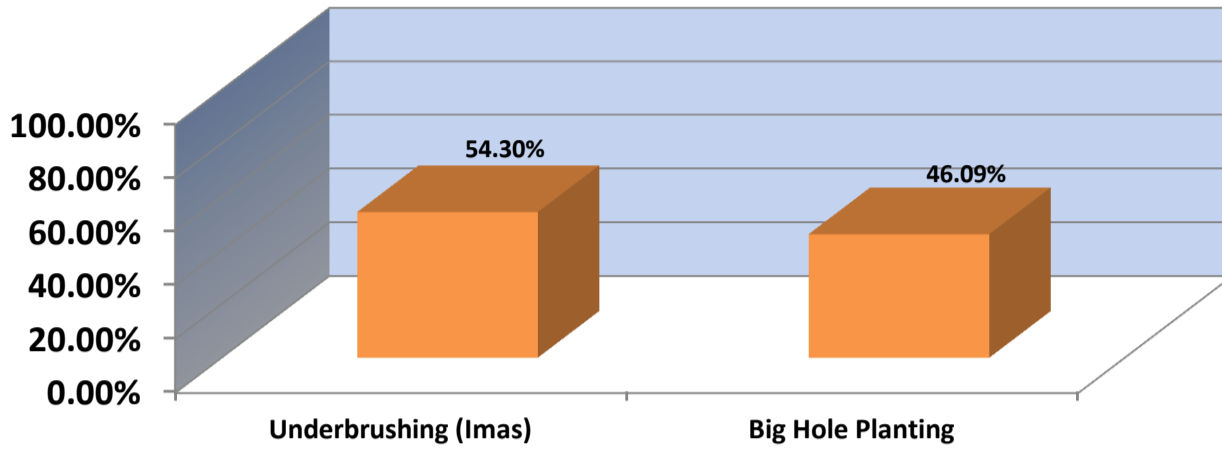




# PT. RIMBA HARAPAN SAKTI

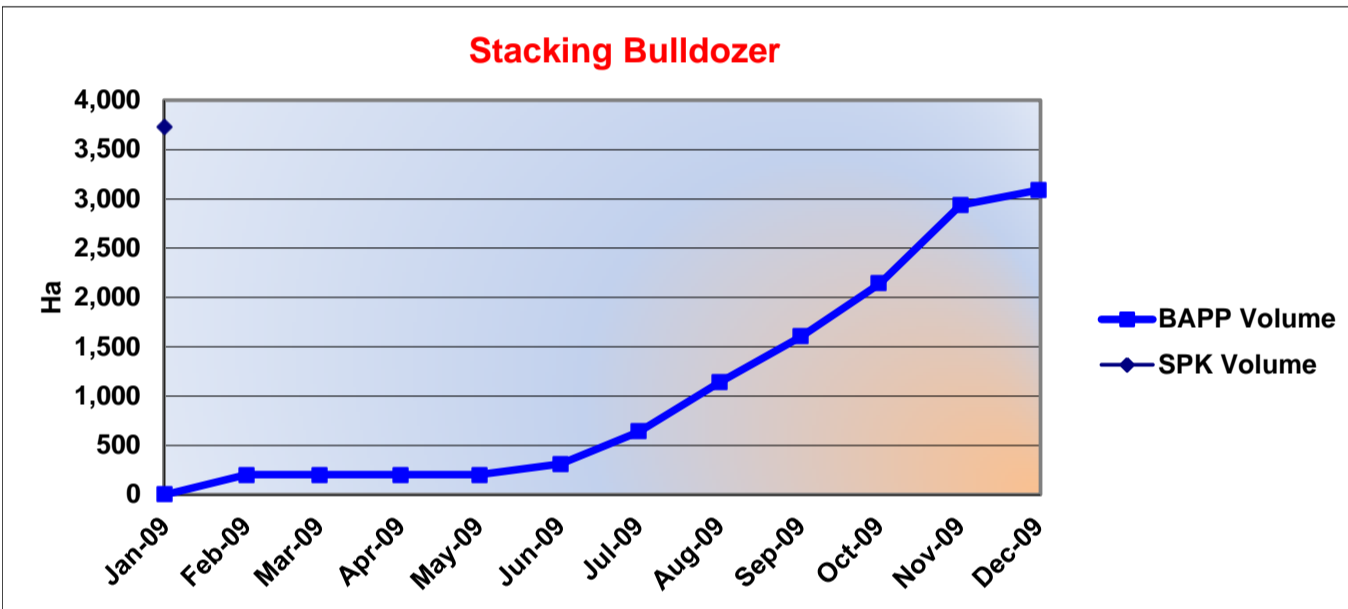
## CLAIM SUMMARY

### Underbrushing & Big Hole



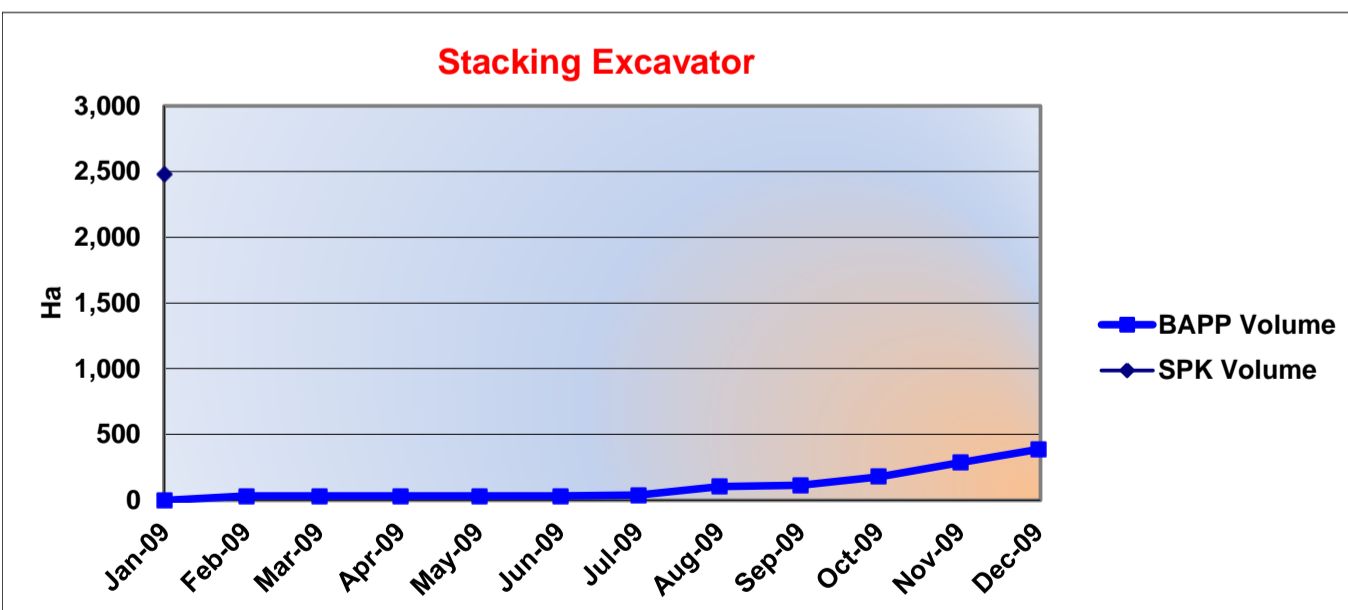
#### Chart & Detail Per Month

Type of Work	SPK Vol ( Ha )	Progress	%
Stacking Bulldozer	3,720.00	3,088.95	83.04%



Month	Monthly Progress	Accumulated
Jan-09	-	-
Feb-09	202.20	202.20
Mar-09	-	202.20
Apr-09	-	202.20
May-09	-	202.20
Jun-09	108.37	310.57
Jul-09	327.44	638.01
Aug-09	503.25	1,141.26
Sep-09	462.78	1,604.04
Oct-09	533.78	2,137.82
Nov-09	797.97	2,935.79
Dec-09	153.16	3,088.95
<b>Total</b>	<b>3,088.95</b>	

Type of Work	SPK Vol ( Ha )	Progress	%
Stacking Excavator	2,480.00	386.52	15.59%



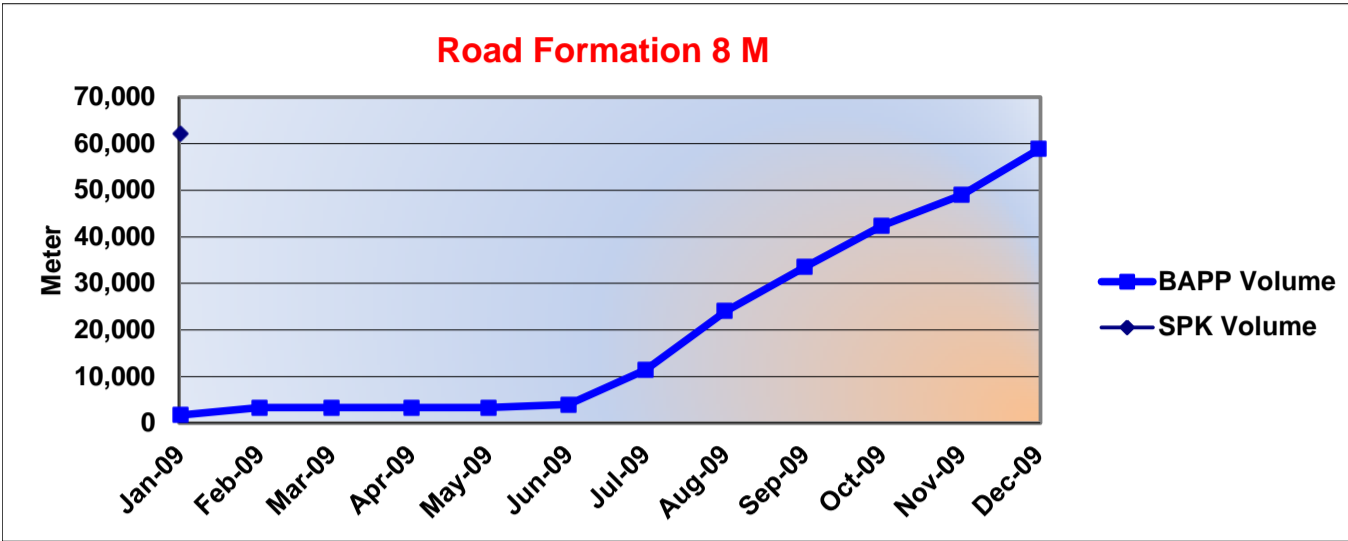
Month	Monthly Progress	Accumulated
Jan-09	-	-
Feb-09	32.07	32.07
Mar-09	-	32.07
Apr-09	-	32.07
May-09	-	32.07
Jun-09	-	32.07
Jul-09	7.98	40.05
Aug-09	64.04	104.09
Sep-09	10.01	114.10
Oct-09	64.09	178.19
Nov-09	107.93	286.12
Dec-09	100.40	386.52
<b>Total</b>	<b>386.52</b>	



# PT. RIMBA HARAPAN SAKTI

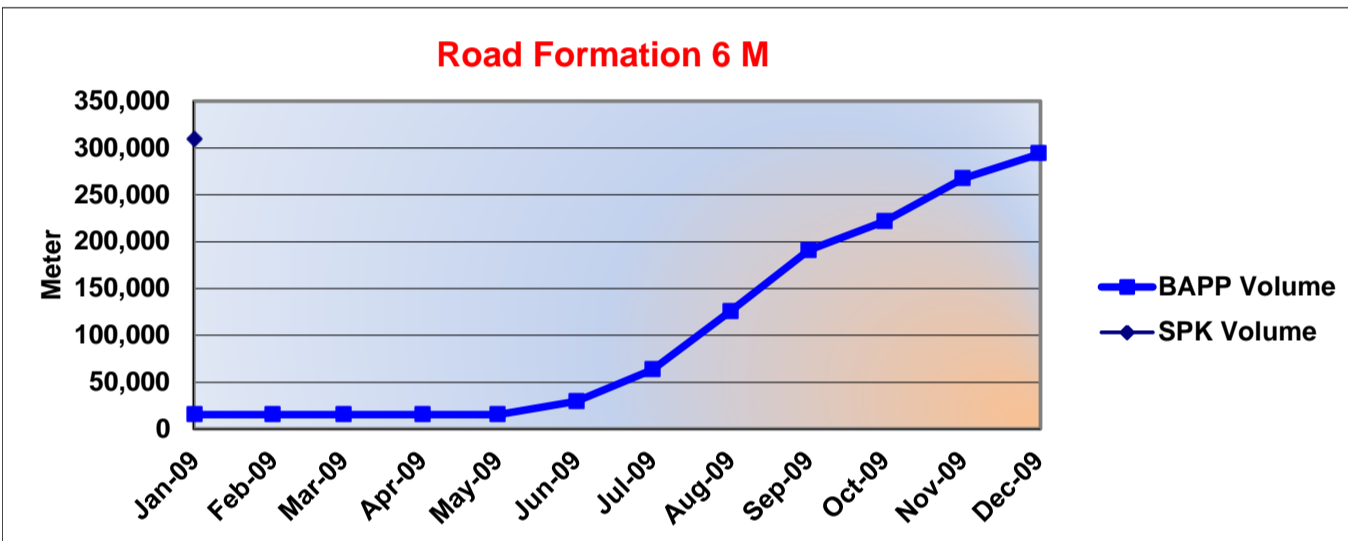
## CLAIM SUMMARY

Type of Work	SPK Vol (Meter)	Progress	%
Road Formation 8 M	62,000.00	58,832.00	94.89%



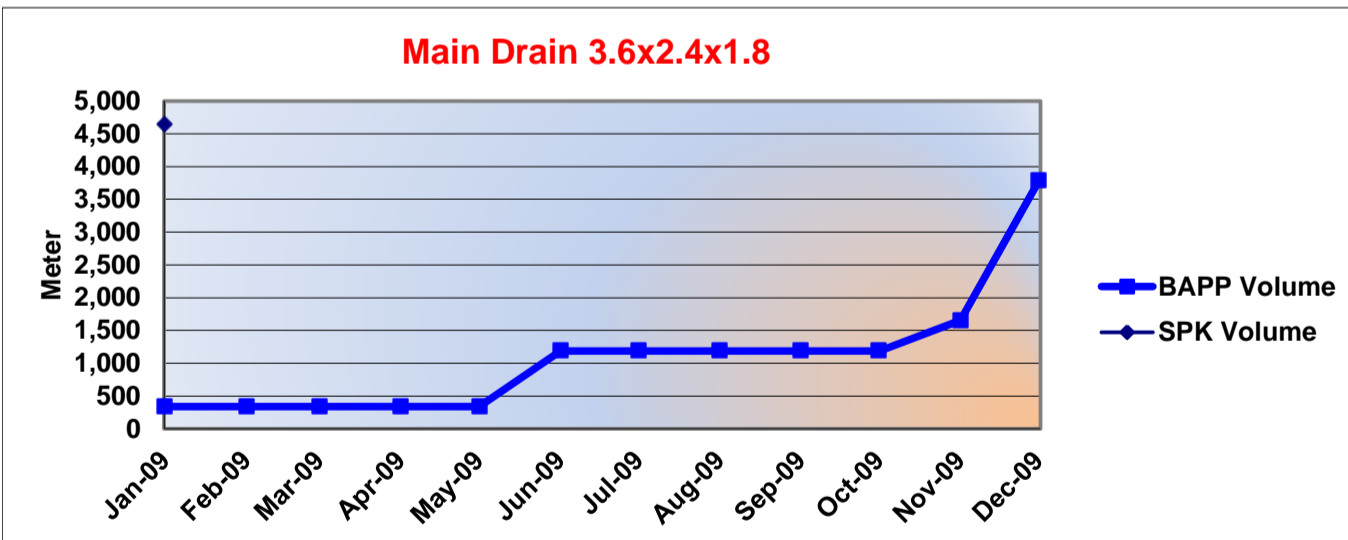
Month	Monthly Progress	Accumulated
Jan-09	1,733.00	1,733.00
Feb-09	1,560.00	3,293.00
Mar-09	-	3,293.00
Apr-09	-	3,293.00
May-09	-	3,293.00
Jun-09	663.00	3,956.00
Jul-09	7,452.00	11,408.00
Aug-09	12,583.00	23,991.00
Sep-09	9,556.00	33,547.00
Oct-09	8,853.00	42,400.00
Nov-09	6,628.00	49,028.00
Dec-09	9,804.00	58,832.00
<b>Total</b>	<b>58,832.00</b>	

Type of Work	SPK Vol (Meter)	Progress	%
Road Formation 6 M	310,000.00	293,861.00	94.79%



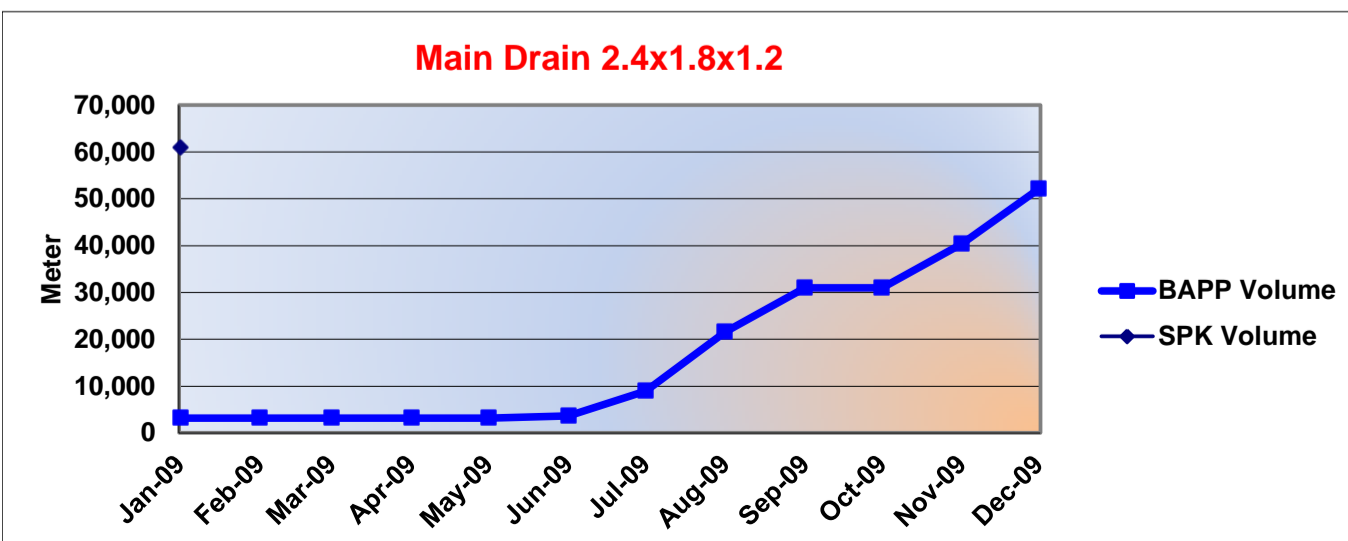
Month	Monthly Progress	Accumulated
Jan-09	15,383.00	15,383.00
Feb-09	-	15,383.00
Mar-09	-	15,383.00
Apr-09	-	15,383.00
May-09	-	15,383.00
Jun-09	14,309.00	29,692.00
Jul-09	33,731.00	63,423.00
Aug-09	62,657.00	126,080.00
Sep-09	65,009.00	191,089.00
Oct-09	30,948.00	222,037.00
Nov-09	45,663.00	267,700.00
Dec-09	26,161.00	293,861.00
<b>Total</b>	<b>293,861.00</b>	

Type of Work	SPK Vol (Meter)	Progress	%
Main Drain 3,6x2,4x1,8	4,650.00	3,792.00	81.55%



Month	Monthly Progress	Accumulated
Jan-09	339.00	339.00
Feb-09	-	339.00
Mar-09	-	339.00
Apr-09	-	339.00
May-09	-	339.00
Jun-09	850.00	1,189.00
Jul-09	-	1,189.00
Aug-09	-	1,189.00
Sep-09	-	1,189.00
Oct-09	-	1,189.00
Nov-09	467.00	1,656.00
Dec-09	2,136.00	3,792.00
<b>Total</b>	<b>3,792.00</b>	

Type of Work	SPK Vol (Meter)	Progress	%
Main Drain 2,4x1,8x1,2	61,000.00	52,182.00	85.54%



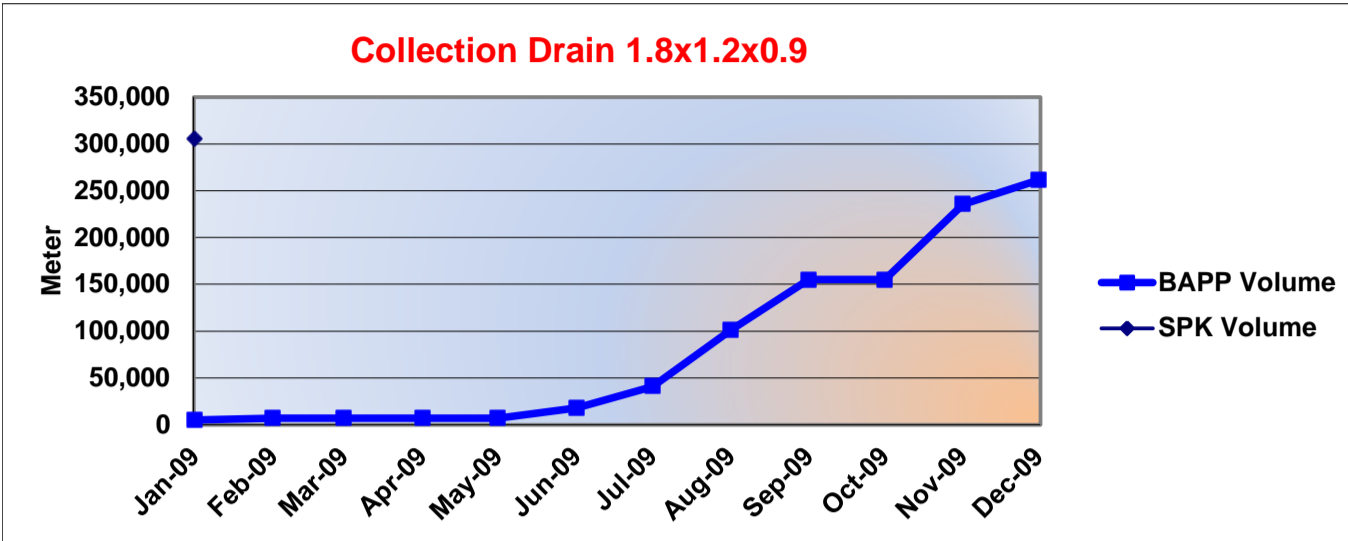
Month	Monthly Progress	Accumulated
Jan-09	3,122.00	3,122.00
Feb-09	-	3,122.00
Mar-09	-	3,122.00
Apr-09	-	3,122.00
May-09	-	3,122.00
Jun-09	472.00	3,594.00
Jul-09	5,396.00	8,990.00
Aug-09	12,605.00	21,595.00
Sep-09	9,402.00	30,997.00
Oct-09	-	30,997.00
Nov-09	9,391.00	40,388.00
Dec-09	11,794.00	52,182.00
<b>Total</b>	<b>52,182.00</b>	



# PT. RIMBA HARAPAN SAKTI

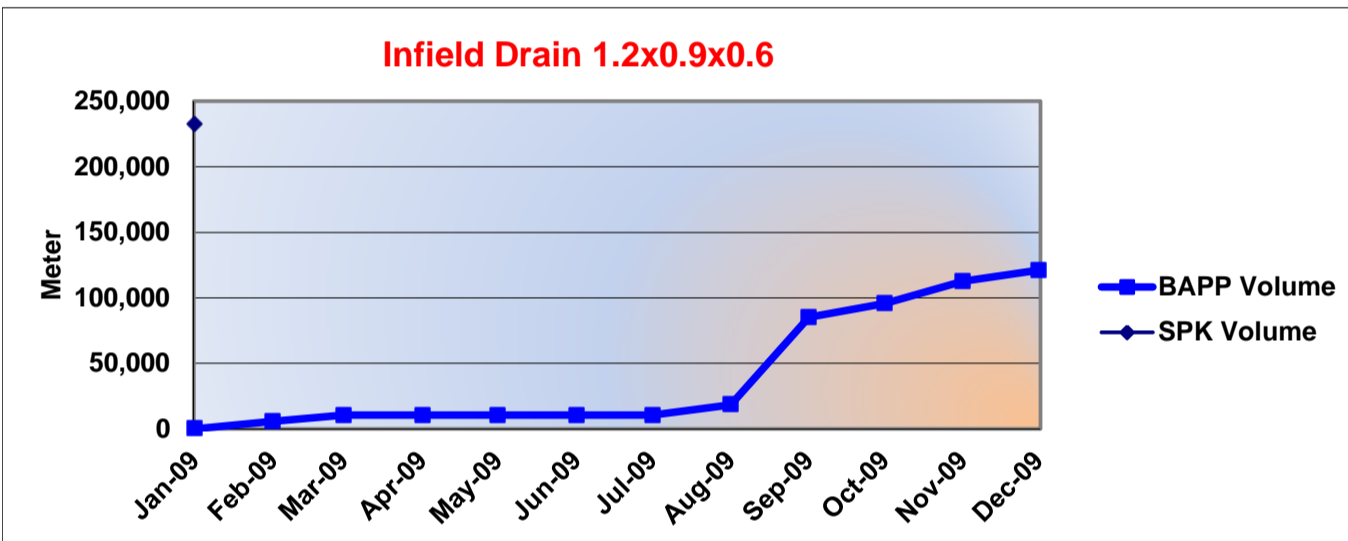
## CLAIM SUMMARY

Type of Work	SPK Vol (Meter)	Progress	%
Collection Drain 1,8x1,2x0,9	305,000.00	261,448.00	85.72%



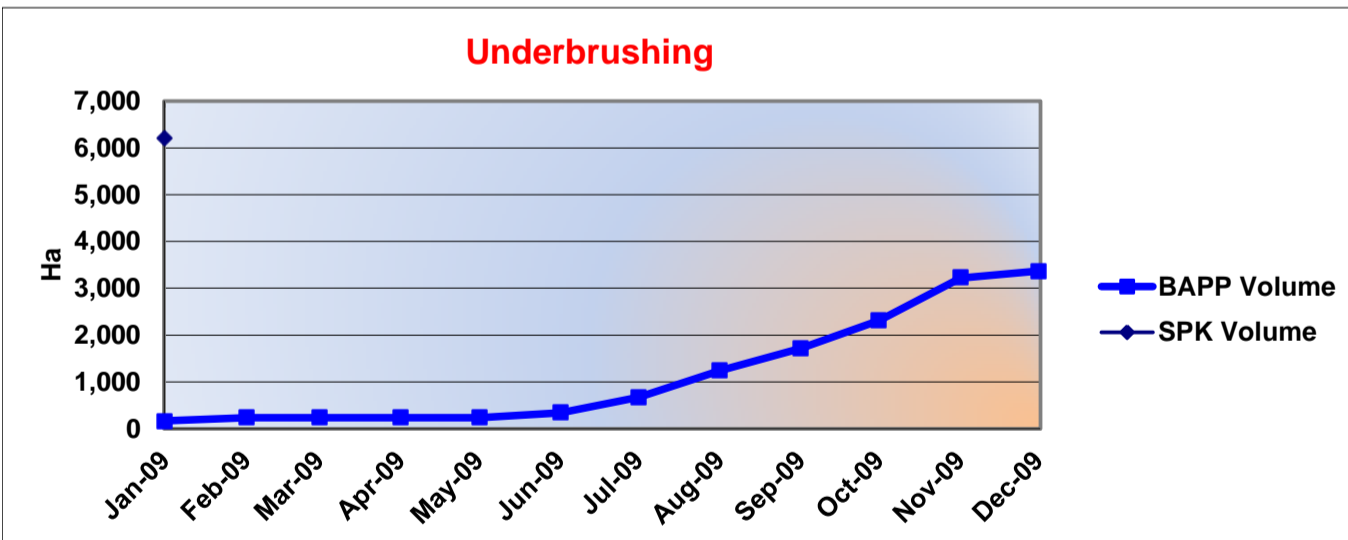
Month	Monthly Progress	Accumulated
Jan-09	5,169.00	5,169.00
Feb-09	1,985.00	7,154.00
Mar-09	-	7,154.00
Apr-09	-	7,154.00
May-09	-	7,154.00
Jun-09	10,694.00	17,848.00
Jul-09	22,945.00	40,793.00
Aug-09	60,258.00	101,051.00
Sep-09	53,930.00	154,981.00
Oct-09	-	154,981.00
Nov-09	80,635.00	235,616.00
Dec-09	25,832.00	261,448.00
<b>Total</b>	<b>261,448.00</b>	

Type of Work	SPK Vol (Meter)	Progress	%
Infield Drain 1,2x0,9x0,6	232,500.00	121,093.00	52.08%



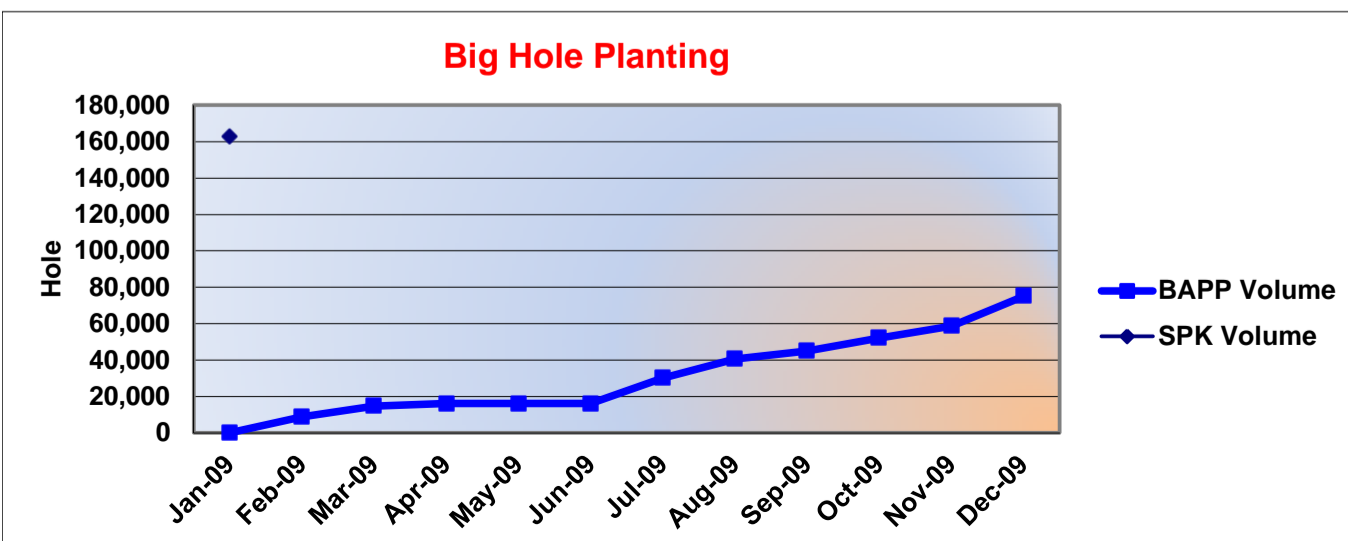
Month	Monthly Progress	Accumulated
Jan-09	-	-
Feb-09	5,799.00	5,799.00
Mar-09	4,886.00	10,685.00
Apr-09	-	10,685.00
May-09	-	10,685.00
Jun-09	-	10,685.00
Jul-09	-	10,685.00
Aug-09	7,610.00	18,295.00
Sep-09	66,933.00	85,228.00
Oct-09	10,397.00	95,625.00
Nov-09	17,042.00	112,667.00
Dec-09	8,426.00	121,093.00
<b>Total</b>	<b>121,093.00</b>	

Type of Work	SPK Vol ( Ha )	Progress	%
Underbrushing (Imas)	6,200.00	3,366.79	54.30%



Month	Monthly Progress	Accumulated
Jan-09	167.93	167.93
Feb-09	64.36	232.29
Mar-09	-	232.29
Apr-09	-	232.29
May-09	-	232.29
Jun-09	108.37	340.66
Jul-09	335.42	676.08
Aug-09	567.29	1,243.37
Sep-09	472.79	1,716.16
Oct-09	597.87	2,314.03
Nov-09	905.89	3,219.92
Dec-09	146.87	3,366.79
<b>Total</b>	<b>3,366.79</b>	

Type of Work	SPK Vol (Hole)	Progress	%
Big Hole Planting	162,800.00	75,036.00	46.09%



Month	Monthly Progress	Accumulated
Jan-09	-	-
Feb-09	8,886.00	8,886.00
Mar-09	5,914.00	14,800.00
Apr-09	1,284.00	16,084.00
May-09	-	16,084.00
Jun-09	-	16,084.00
Jul-09	13,966.00	30,050.00
Aug-09	10,549.00	40,599.00
Sep-09	4,474.00	45,073.00
Oct-09	7,017.00	52,090.00
Nov-09	6,668.00	58,758.00
Dec-09	16,278.00	75,036.00
<b>Total</b>	<b>75,036.00</b>	



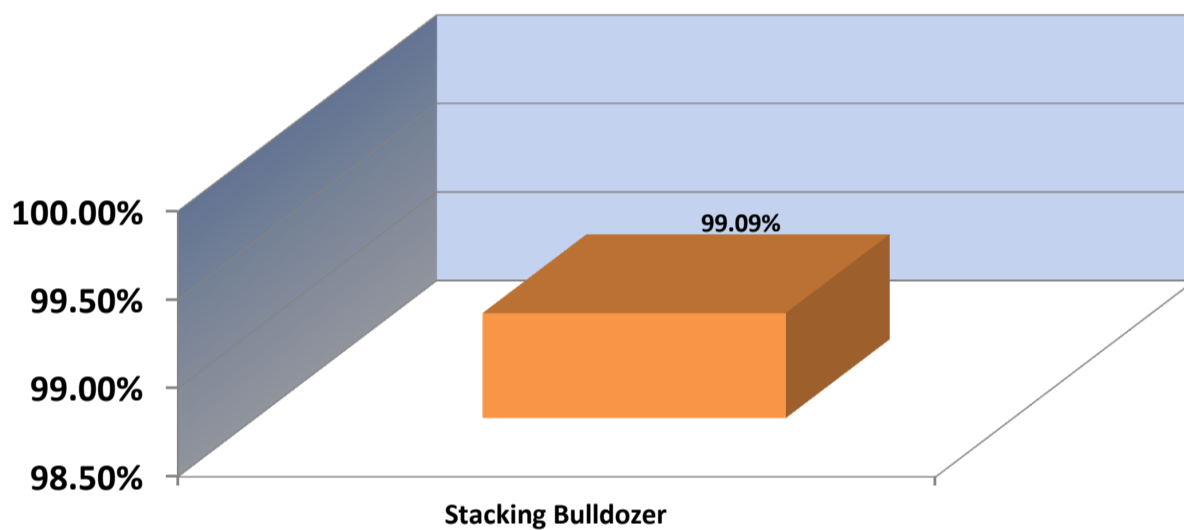
# PT. RIMBA HARAPAN SAKTI

## CLAIM SUMMARY

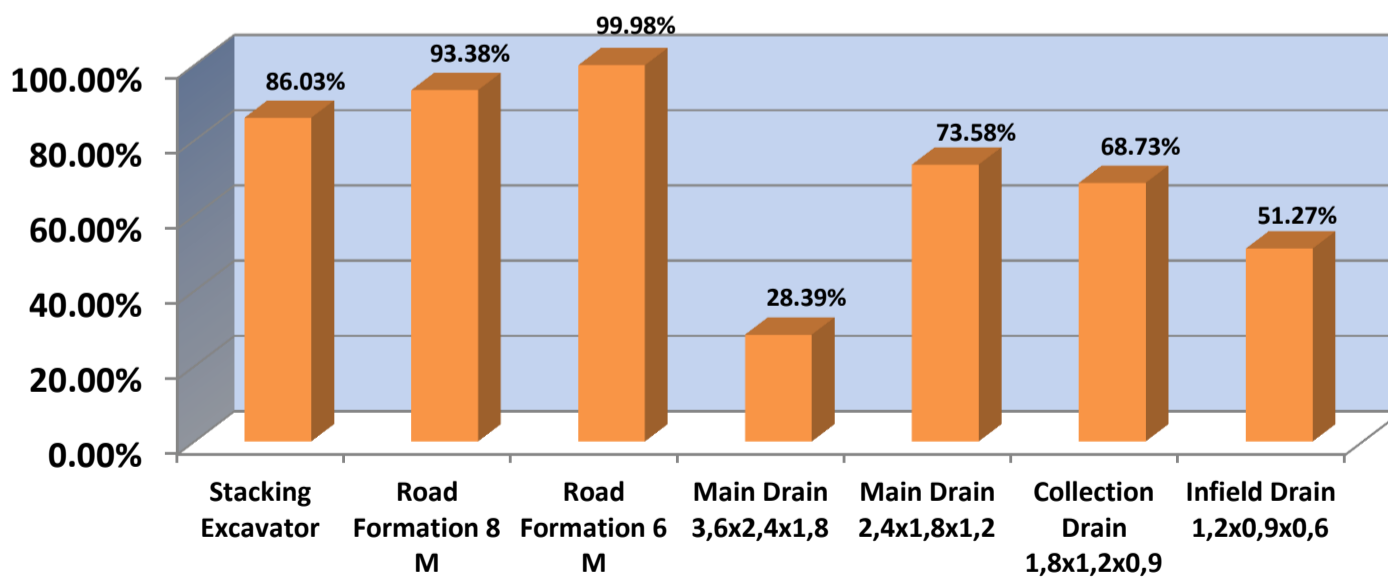
Contract No :  
1. P & C 1608.02/RHS-04

Type of Work	Unit	SPK Vol	January - June 2010 Claim	July Claim	Total Claimed (Jan - Jul 2010)	%
<b>Bulldozer</b>						
Stacking Bulldozer	Ha	1,021.40	904.19	107.95	1,012.14	99.09%
<b>Excavator</b>						
Stacking Excavator	Ha	1,600.00	443.13	933.27	1,376.40	86.03%
Road Formation 8 M	Meter	29,000.00	24,883.00	2,197.00	27,080.00	93.38%
Road Formation 6 M	Meter	145,000.00	140,821.00	4,157.00	144,978.00	99.98%
Main Drain 3,6x2,4x1,8	Meter	14,700.00	3,912.00	262.00	4,174.00	28.39%
Main Drain 2,4x1,8x1,2	Meter	49,000.00	34,137.00	1,916.00	36,053.00	73.58%
Collection Drain 1,8x1,2x0,9	Meter	240,000.00	156,322.00	8,619.00	164,941.00	68.73%
Infield Drain 1,2x0,9x0,6	Meter	1,695,000.00	746,094.00	123,017.00	869,111.00	51.27%
Underbrushing (Imas)	Ha	2,900.00	1,445.13	1,042.85	2,487.98	85.79%

### Bulldozer Work



### Excavator Work

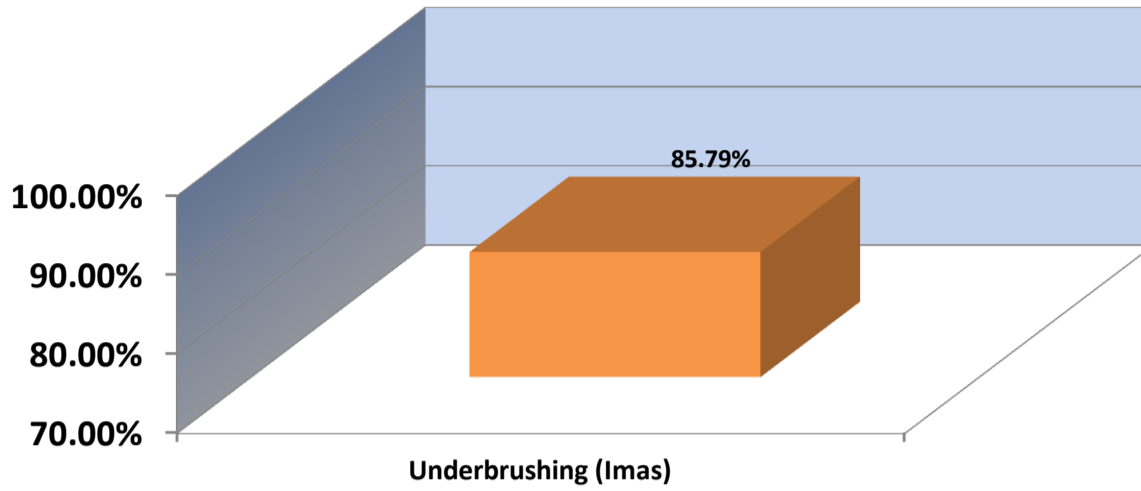




# PT. RIMBA HARAPAN SAKTI

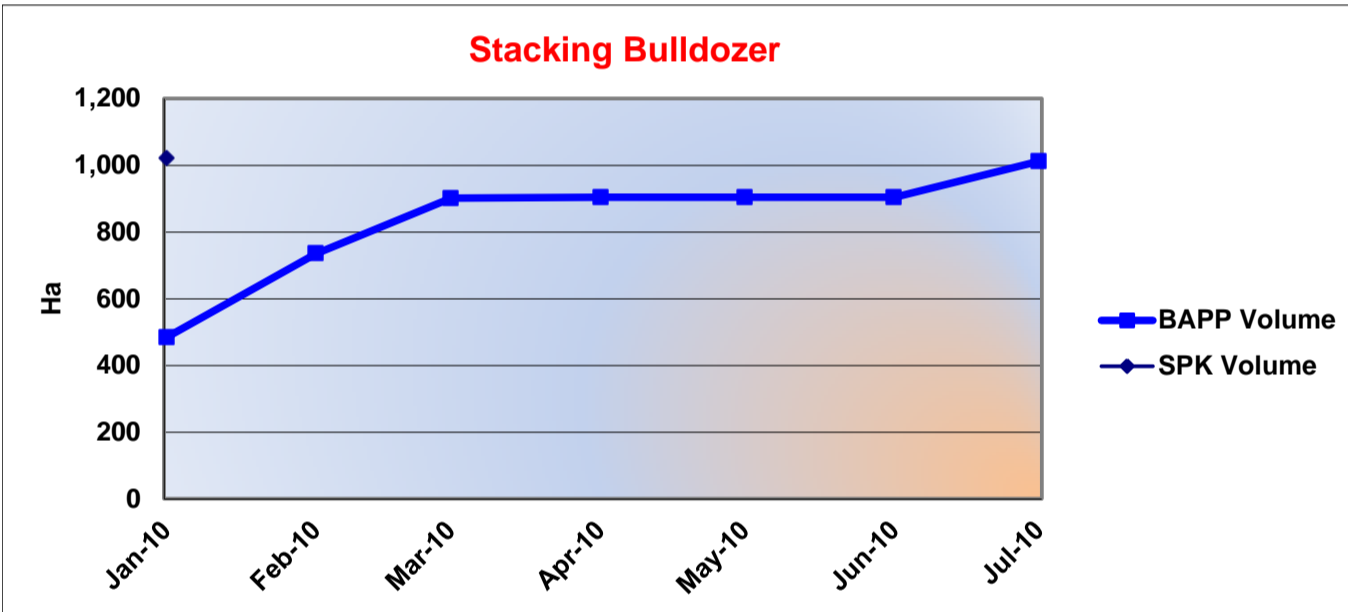
## CLAIM SUMMARY

### Underbrushing



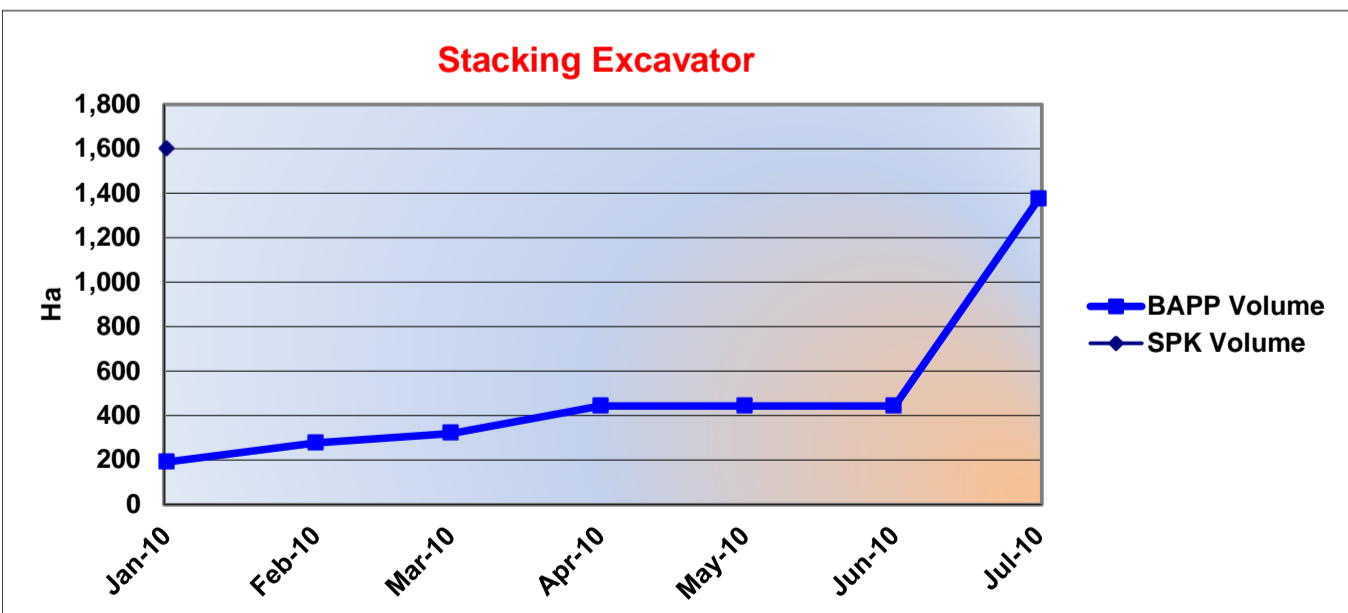
#### Chart & Detail Per Month

Type of Work	SPK Vol ( Ha )	Progress	%
Stacking Bulldozer	1,021.40	1,012.14	99.09%



Month	Monthly Progress	Accumulated
Jan-10	484.01	484.01
Feb-10	250.98	734.99
Mar-10	167.04	902.03
Apr-10	2.16	904.19
May-10	-	904.19
Jun-10	-	904.19
Jul-10	107.95	1,012.14
<b>Total</b>	<b>1,012.14</b>	

Type of Work	SPK Vol ( Ha )	Progress	%
Stacking Excavator	1,600.00	1,376.40	86.03%



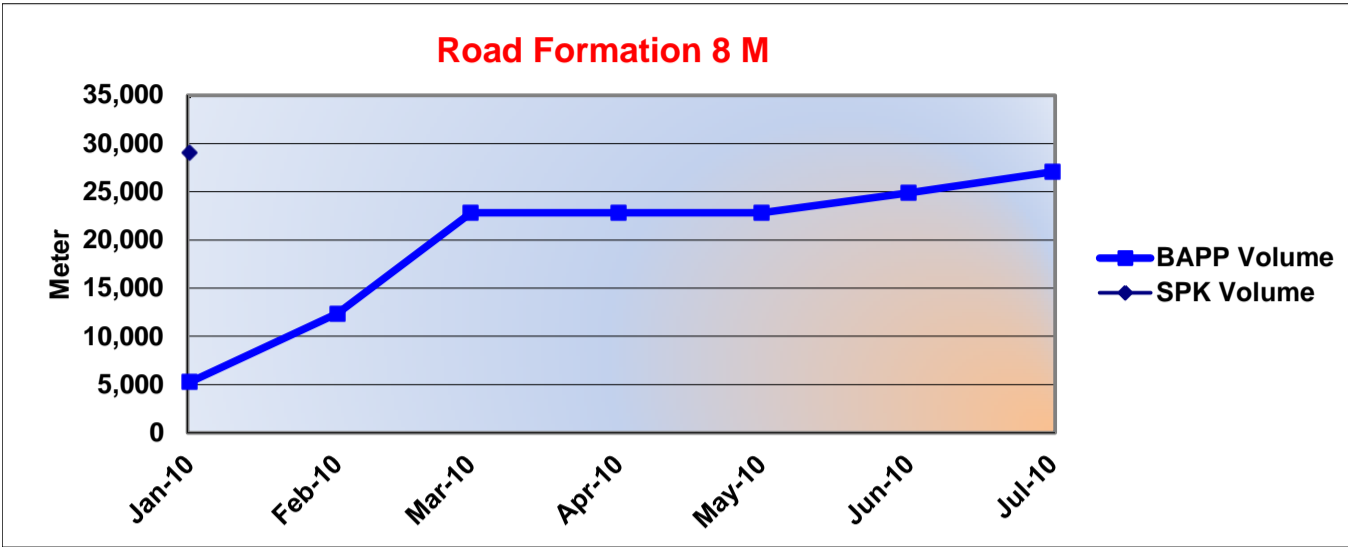
Month	Monthly Progress	Accumulated
Jan-10	190.11	190.11
Feb-10	87.45	277.56
Mar-10	42.43	319.99
Apr-10	123.14	443.13
May-10	-	443.13
Jun-10	-	443.13
Jul-10	933.27	1,376.40
<b>Total</b>	<b>1,376.40</b>	



# PT. RIMBA HARAPAN SAKTI

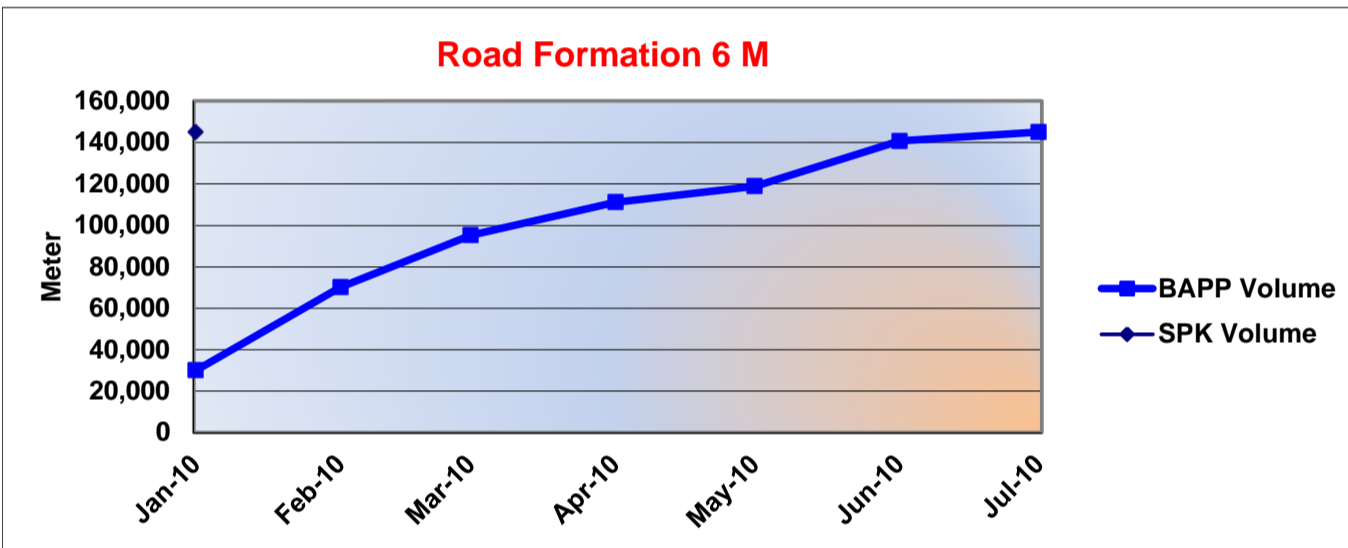
## CLAIM SUMMARY

Type of Work	SPK Vol (Meter)	Progress	%
Road Formation 8 M	29,000.00	27,080.00	93.38%



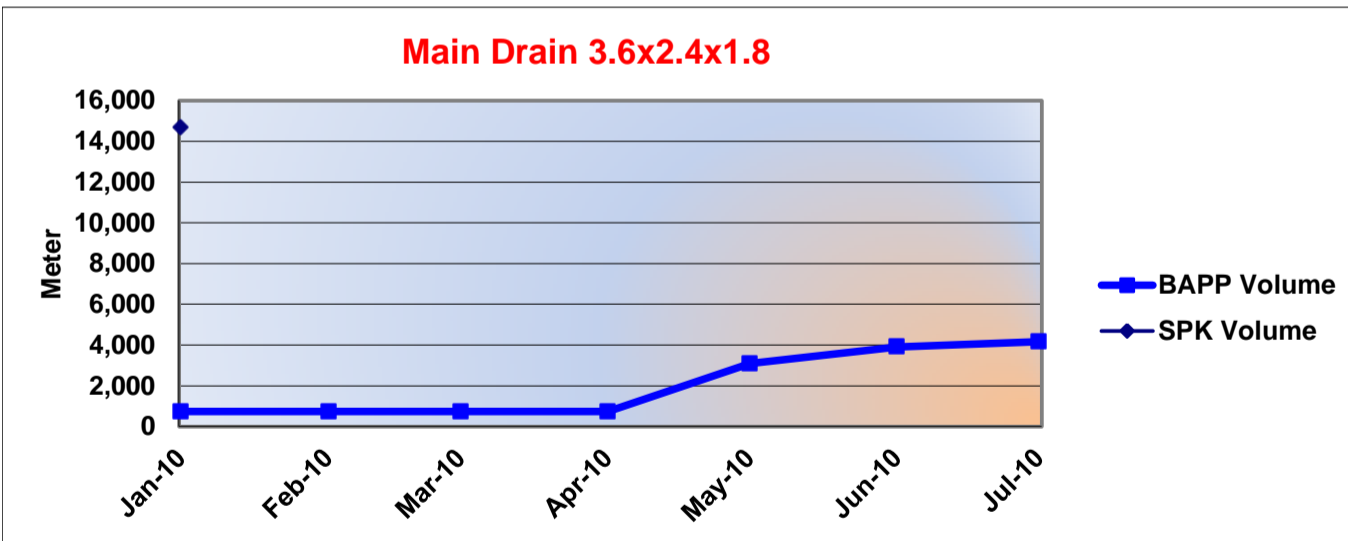
Month	Monthly Progress	Accumulated
Jan-10	5,250.00	5,250.00
Feb-10	7,140.00	12,390.00
Mar-10	10,433.00	22,823.00
Apr-10	-	22,823.00
May-10	-	22,823.00
Jun-10	2,060.00	24,883.00
Jul-10	2,197.00	27,080.00
<b>Total</b>	<b>27,080.00</b>	

Type of Work	SPK Vol (Meter)	Progress	%
Road Formation 6 M	145,000.00	144,978.00	99.98%



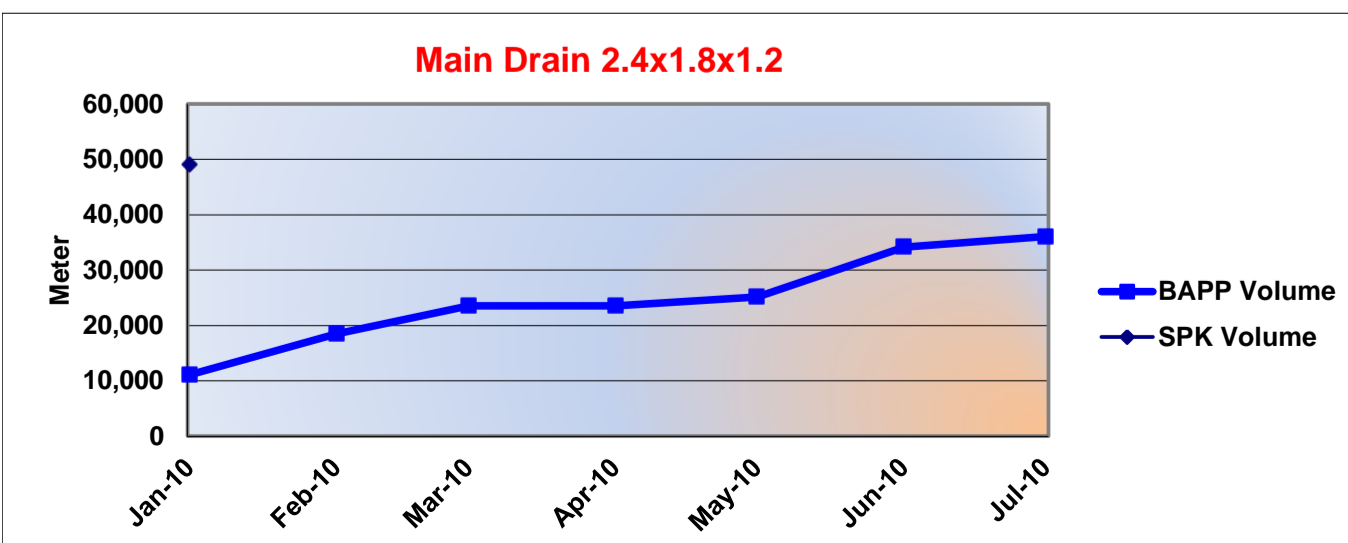
Month	Monthly Progress	Accumulated
Jan-10	30,102.00	30,102.00
Feb-10	40,044.00	70,146.00
Mar-10	25,252.00	95,398.00
Apr-10	15,700.00	111,098.00
May-10	7,781.00	118,879.00
Jun-10	21,942.00	140,821.00
Jul-10	4,157.00	144,978.00
<b>Total</b>	<b>144,978.00</b>	

Type of Work	SPK Vol (Meter)	Progress	%
Main Drain 3,6x2,4x1,8	14,700.00	4,174.00	28.39%



Month	Monthly Progress	Accumulated
Jan-10	730.00	730.00
Feb-10	-	730.00
Mar-10	-	730.00
Apr-10	-	730.00
May-10	2,373.00	3,103.00
Jun-10	809.00	3,912.00
Jul-10	262.00	4,174.00
<b>Total</b>	<b>4,174.00</b>	

Type of Work	SPK Vol (Meter)	Progress	%
Main Drain 2,4x1,8x1,2	49,000.00	36,053.00	73.58%



Month	Monthly Progress	Accumulated
Jan-10	11,134.00	11,134.00
Feb-10	7,392.00	18,526.00
Mar-10	4,999.00	23,525.00
Apr-10	-	23,525.00
May-10	1,631.00	25,156.00
Jun-10	8,981.00	34,137.00
Jul-10	1,916.00	36,053.00
<b>Total</b>	<b>36,053.00</b>	

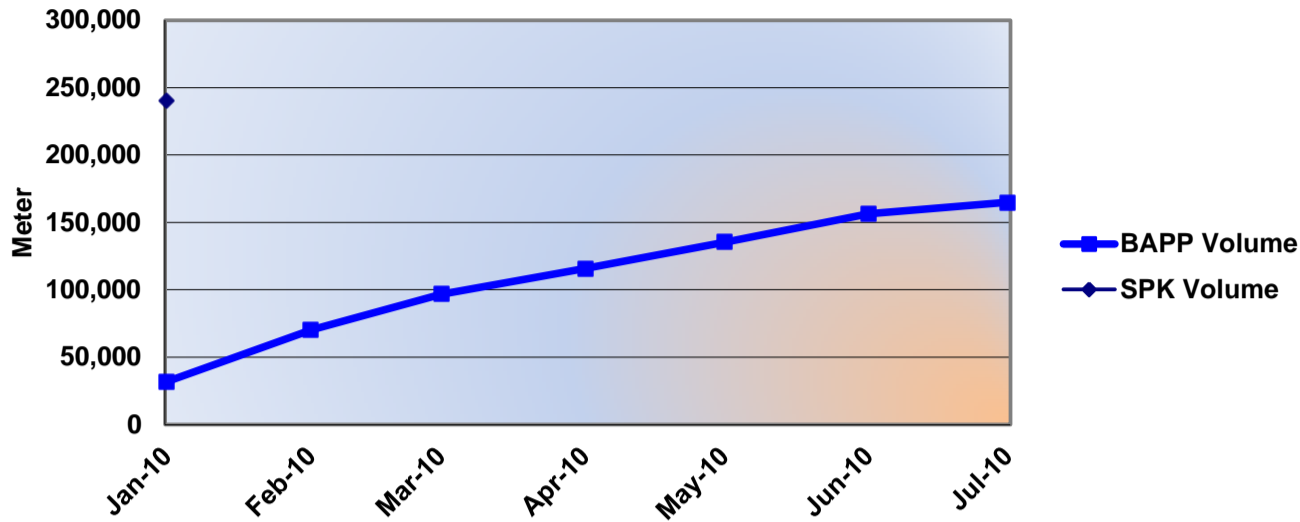


# PT. RIMBA HARAPAN SAKTI

## CLAIM SUMMARY

Type of Work	SPK Vol (Meter)	Progress	%
Collection Drain 1,8x1,2x0,9	240,000.00	164,941.00	68.73%

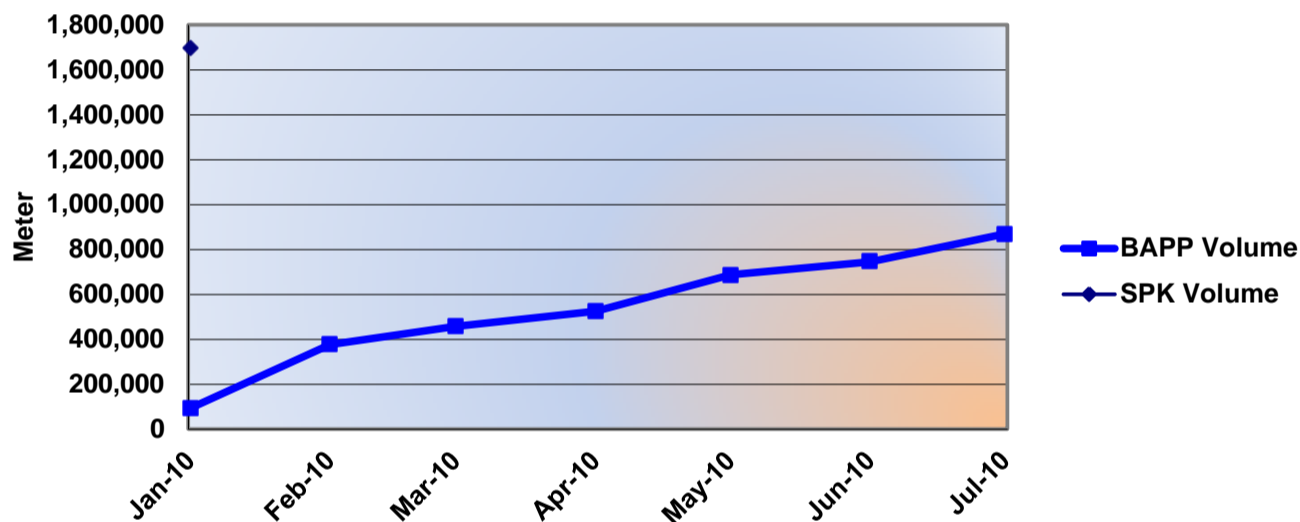
**Collection Drain 1.8x1.2x0.9**



Month	Monthly Progress	Accumulated
Jan-10	31,846.00	31,846.00
Feb-10	38,517.00	70,363.00
Mar-10	26,462.00	96,825.00
Apr-10	18,981.00	115,806.00
May-10	19,616.00	135,422.00
Jun-10	20,900.00	156,322.00
Jul-10	8,619.00	164,941.00
<b>Total</b>	<b>164,941.00</b>	

Type of Work	SPK Vol (Meter)	Progress	%
Infield Drain 1,2x0,9x0,6	1,695,000.00	869,111.00	51.27%

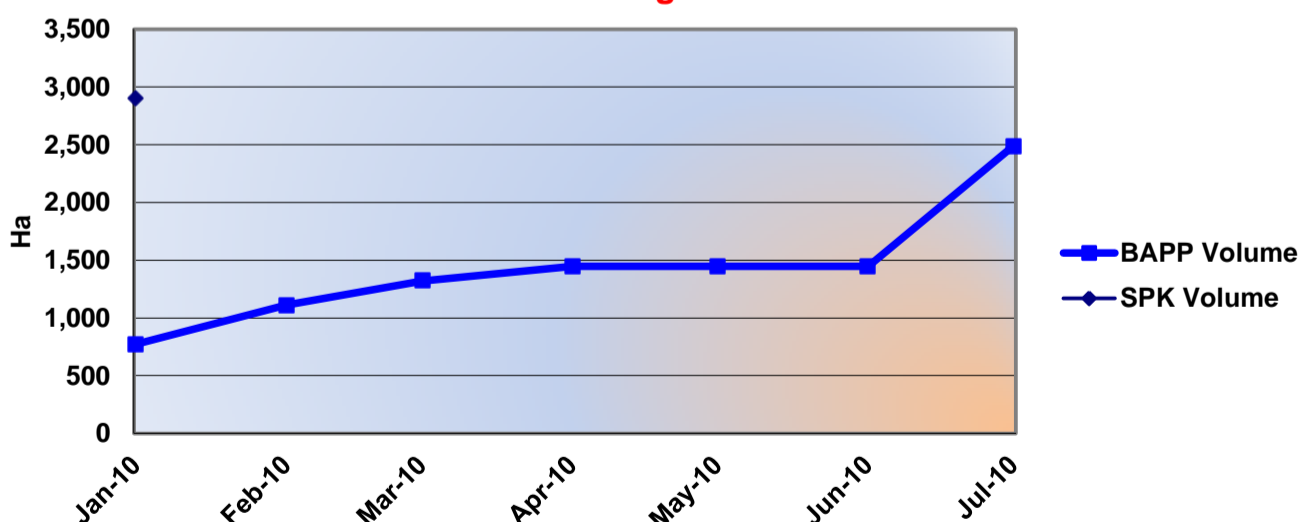
**Infield Drain 1.2x0.9x0.6**



Month	Monthly Progress	Accumulated
Jan-10	93,745.00	93,745.00
Feb-10	283,370.00	377,115.00
Mar-10	81,121.00	458,236.00
Apr-10	67,968.00	526,204.00
May-10	160,652.00	686,856.00
Jun-10	59,238.00	746,094.00
Jul-10	123,017.00	869,111.00
<b>Total</b>	<b>869,111.00</b>	

Type of Work	SPK Vol ( Ha )	Progress	%
Underbrushing (Imas)	2,900.00	2,487.98	85.79%

**Underbrushing**



Month	Monthly Progress	Accumulated
Jan-10	773.56	773.56
Feb-10	338.43	1,111.99
Mar-10	209.47	1,321.46
Apr-10	123.67	1,445.13
May-10	-	1,445.13
Jun-10	-	1,445.13
Jul-10	1,042.85	2,487.98
<b>Total</b>	<b>2,487.98</b>	