



PT. ADITUNGGA MAHAJAYA

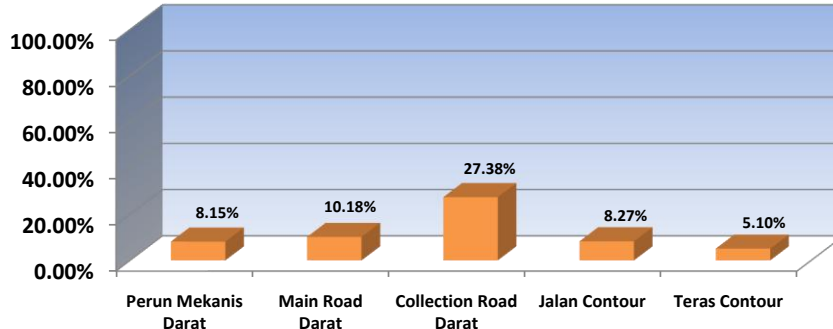
PROGRESS REPORT - Kebun Sungai Ayawan

KONTRAK NO :

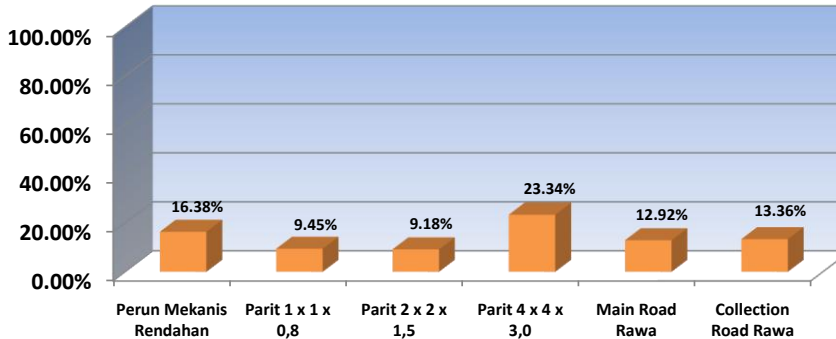
1. 003/SAYE/ATML/01/2010-PL
2. 002/SAYE/ATML/01/2010-SWAB

Jenis Pekerjaan	Unit	Vol SPK 02 Jan 2010 s.d 31 Des 2012	Realisasi			%
			AKUMULASI S.D BULAN LALU	BAPP Jul 2011	s.d BAPP Jul 2011	
Bulldozer						
Perun Mekanis Darat	Ha	1,620.00	132.03	-	132.03	8.15%
Main Road Darat	Meter	3,672.00	373.77	-	373.77	10.18%
Collection Road Darat	Meter	12,096.00	3,311.30	-	3,311.30	27.38%
Jalan Contour	Meter	151,200.00	12,507.65	-	12,507.65	8.27%
Teras Contour	Meter	1,404,900.00	71,671.41	-	71,671.41	5.10%
Sewa Bulldozer	HM		1,479.80	239.50	1,719.30	
Excavator						
Perun Mekanis Rendahan	Ha	180.00	29.49	-	29.49	16.38%
Parit 1 x 1 x 0,8	Meter	81,000.00	7,658.33	-	7,658.33	9.45%
Parit 2 x 2 x 1,5	Meter	24,048.00	2,208.47	-	2,208.47	9.18%
Parit 4 x 4 x 3,0	Meter	2,736.00	638.46	-	638.46	23.34%
Main Road Rawa	Meter	1,836.00	237.25	-	237.25	12.92%
Collection Road Rawa	Meter	6,048.00	808.29	-	808.29	13.36%
Gorong-gorong Kayu	Unit	-	28.00	-	28.00	
Jembatan Kayu 2 M	Unit	-	10.00	-	10.00	
Jembatan Kayu 4 M	Unit	-	3.00	-	3.00	
Jembatan Kayu 5-10 M	Unit	-	-	-	-	
Jembatan Kayu > 10 M	Unit	-	-	-	-	
Sewa Excavator	HM	-	1,199.70	113.50	1,313.20	

Pekerjaan Bulldozer



Pekerjaan Excavator



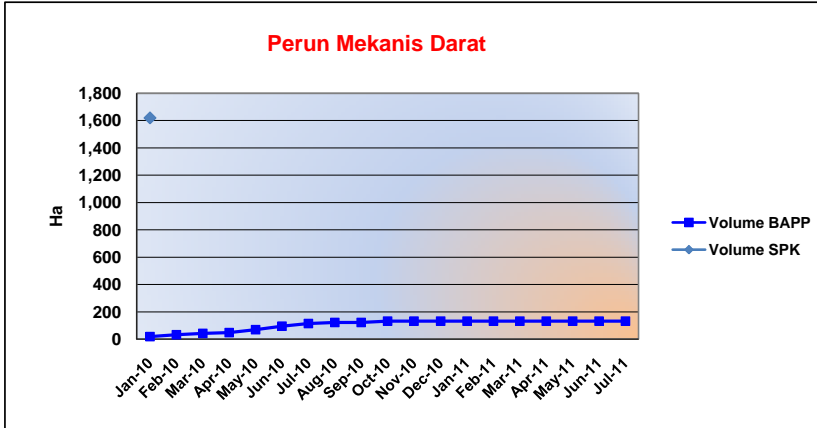


PT. ADITUNGGA MAHAJAYA

PROGRESS REPORT - Kebun Sungai Ayawan

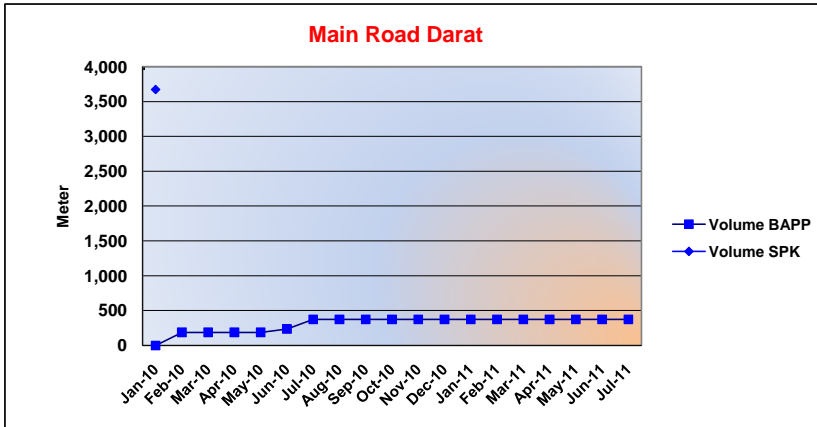
Chart & Detail Per Month

Jenis Pekerjaan	Unit	Vol SPK	Realisasi	%
Perun Mekanis Darat	Ha	1,620.00	132.03	8.15%



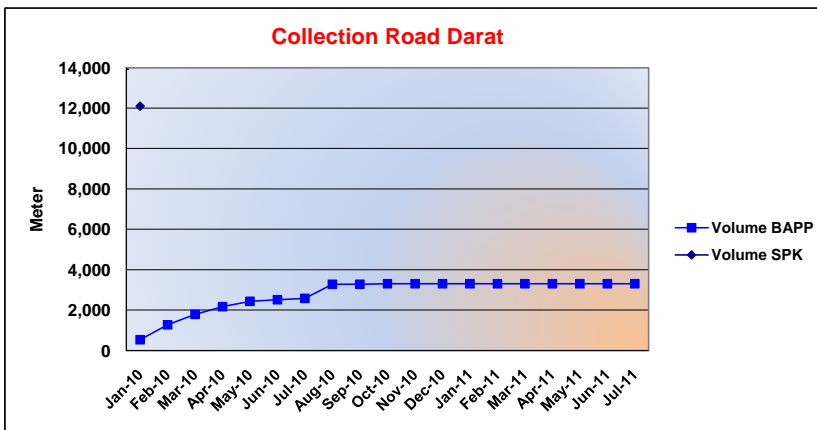
Bulan	Hasil per Bulan	Kumulatif
Jan-10	18.57	18.57
Feb-10	13.94	32.51
Mar-10	8.66	41.17
Apr-10	6.42	47.59
May-10	21.69	69.28
Jun-10	26.17	95.45
Jul-10	17.80	113.25
Aug-10	8.24	121.49
Sep-10	-	121.49
Oct-10	10.54	132.03
Nov-10	-	132.03
Dec-10	-	132.03
Jan-11	-	132.03
Feb-11	-	132.03
Mar-11	-	132.03
Apr-11	-	132.03
May-11	-	132.03
Jun-11	-	132.03
Jul-11	-	132.03
	132.03	

Jenis Pekerjaan	Unit	Vol SPK	Realisasi	%
Main Road Darat	Meter	3,672.00	373.77	10.18%



Bulan	Hasil per Bulan	Kumulatif
Jan-10	-	-
Feb-10	188.78	188.78
Mar-10	-	188.78
Apr-10	-	188.78
May-10	-	188.78
Jun-10	48.83	237.61
Jul-10	136.16	373.77
Aug-10	-	373.77
Sep-10	-	373.77
Oct-10	-	373.77
Nov-10	-	373.77
Dec-10	-	373.77
Jan-11	-	373.77
Feb-11	-	373.77
Mar-11	-	373.77
Apr-11	-	373.77
May-11	-	373.77
Jun-11	-	373.77
Jul-11	-	373.77
	373.77	

Jenis Pekerjaan	Unit	Vol SPK	Realisasi	%
Collection Road Darat	Meter	12,096.00	3,311.30	27.38%



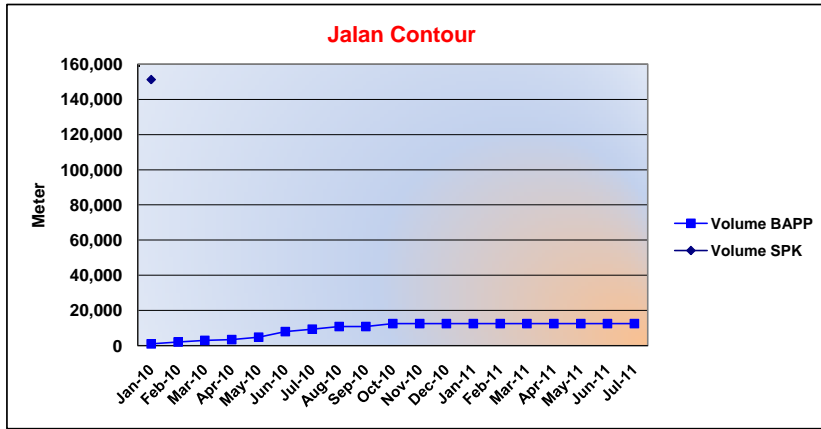
Bulan	Hasil per Bulan	Kumulatif
Jan-10	531.59	531.59
Feb-10	737.08	1,268.67
Mar-10	518.16	1,786.83
Apr-10	380.57	2,167.40
May-10	267.04	2,434.44
Jun-10	86.45	2,520.89
Jul-10	57.68	2,578.57
Aug-10	707.78	3,286.35
Sep-10	-	3,286.35
Oct-10	24.95	3,311.30
Nov-10	-	3,311.30
Dec-10	-	3,311.30
Jan-11	-	3,311.30
Feb-11	-	3,311.30
Mar-11	-	3,311.30
Apr-11	-	3,311.30
May-11	-	3,311.30
Jun-11	-	3,311.30
Jul-11	-	3,311.30
	3,311.30	



PT. ADITUNGGA MAHAJAYA

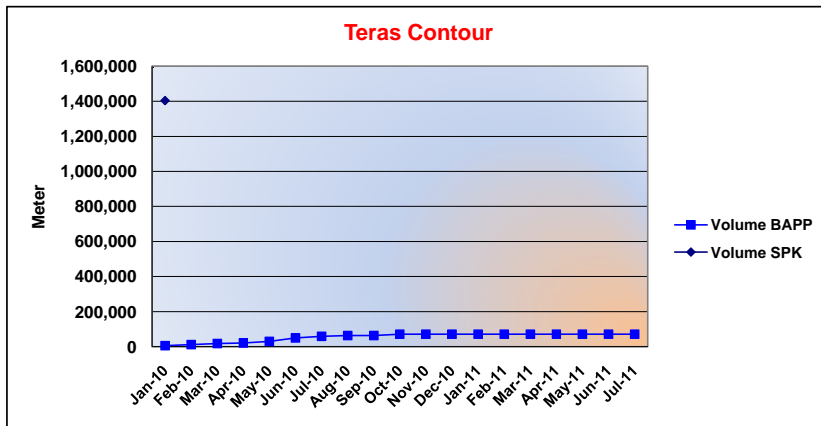
PROGRESS REPORT - Kebun Sungai Ayawan

Jenis Pekerjaan	Unit	Vol SPK	Realisasi	%
Jalan Contour	Meter	151,200.00	12,507.65	8.27%



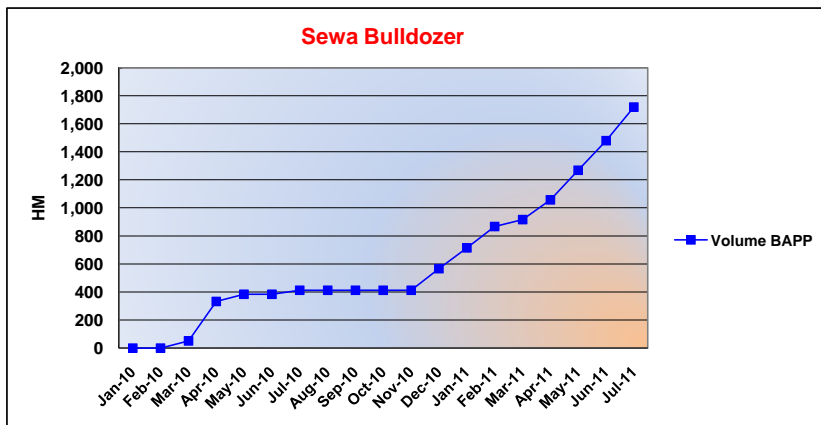
Bulan	Hasil per Bulan	Kumulatif
Jan-10	1,046.92	1,046.92
Feb-10	1,079.20	2,126.12
Mar-10	819.46	2,945.58
Apr-10	537.87	3,483.45
May-10	1,302.85	4,786.30
Jun-10	3,200.80	7,987.10
Jul-10	1,297.75	9,284.85
Aug-10	1,523.48	10,808.33
Sep-10	-	10,808.33
Oct-10	1,699.32	12,507.65
Nov-10	-	12,507.65
Dec-10	-	12,507.65
Jan-11	-	12,507.65
Feb-11	-	12,507.65
Mar-11	-	12,507.65
Apr-11	-	12,507.65
May-11	-	12,507.65
Jun-11	-	12,507.65
Jul-11	-	12,507.65
	12,507.65	

Jenis Pekerjaan	Unit	Vol SPK	Realisasi	%
Teras Contour	Meter	1,404,900.00	71,671.41	5.10%



Bulan	Hasil per Bulan	Kumulatif
Jan-10	6,518.93	6,518.93
Feb-10	6,598.90	13,117.83
Mar-10	4,839.67	17,957.50
Apr-10	3,856.65	21,814.15
May-10	8,368.51	30,182.66
Jun-10	20,978.76	51,161.42
Jul-10	8,605.95	59,767.37
Aug-10	4,786.37	64,553.74
Sep-10	-	64,553.74
Oct-10	7,117.67	71,671.41
Nov-10	-	71,671.41
Dec-10	-	71,671.41
Jan-11	-	71,671.41
Feb-11	-	71,671.41
Mar-11	-	71,671.41
Apr-11	-	71,671.41
May-11	-	71,671.41
Jun-11	-	71,671.41
Jul-11	-	71,671.41
	71,671.41	

Jenis Pekerjaan	Unit	Vol SPK	Realisasi	%
Sewa Bulldozer	HM	-	1,719.30	0.00%



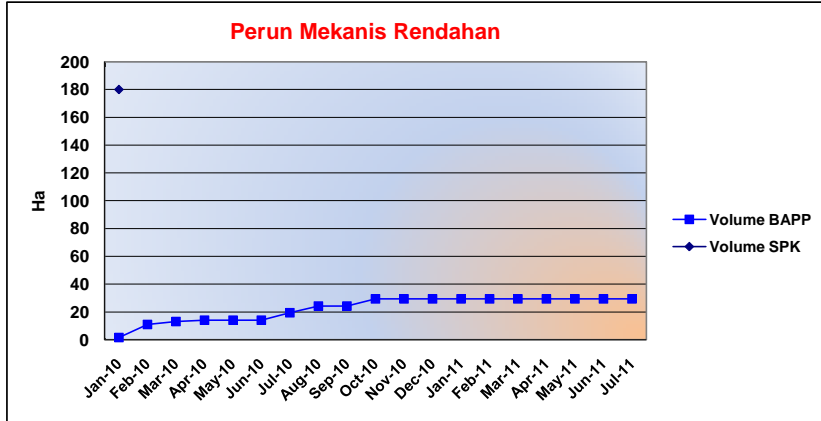
Bulan	Hasil per Bulan	Kumulatif
Jan-10	-	-
Feb-10	-	-
Mar-10	50.50	50.50
Apr-10	281.50	332.00
May-10	51.00	383.00
Jun-10	-	383.00
Jul-10	29.30	412.30
Aug-10	-	412.30
Sep-10	-	412.30
Oct-10	-	412.30
Nov-10	-	412.30
Dec-10	154.50	566.80
Jan-11	148.50	715.30
Feb-11	150.70	866.00
Mar-11	50.30	916.30
Apr-11	140.00	1,056.30
May-11	212.50	1,268.80
Jun-11	211.00	1,479.80
Jul-11	239.50	1,719.30
	1,719.30	



PT. ADITUNGGA MAHAJAYA

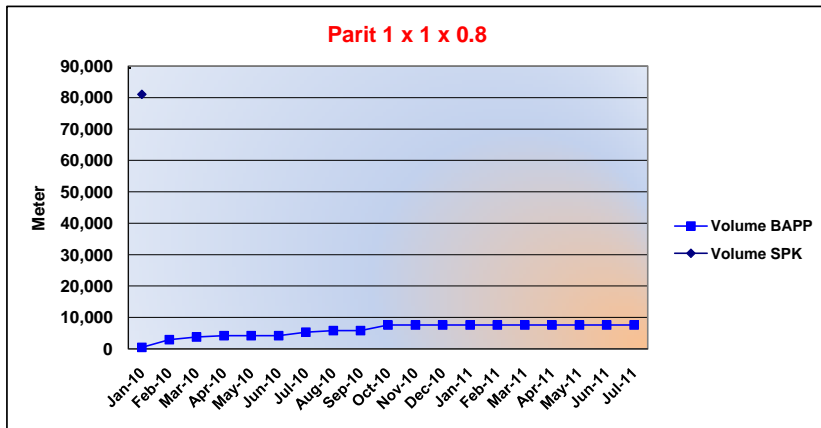
PROGRESS REPORT - Kebun Sungai Ayawan

Jenis Pekerjaan	Unit	Vol SPK	Realisasi	%
Perun Mekanis Rendahan	Ha	180.00	29.49	16.38%



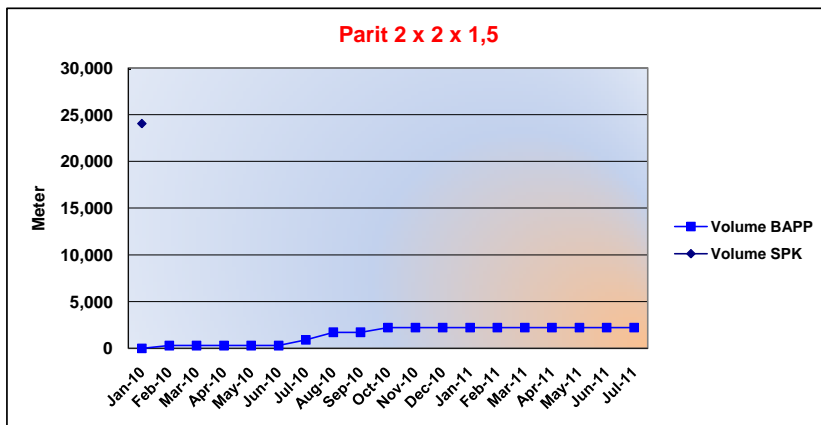
Bulan	Hasil per Bulan	Kumulatif
Jan-10	1.62	1.62
Feb-10	9.51	11.13
Mar-10	1.94	13.07
Apr-10	1.10	14.17
May-10	-	14.17
Jun-10	-	14.17
Jul-10	5.25	19.42
Aug-10	4.84	24.26
Sep-10	-	24.26
Oct-10	5.23	29.49
Nov-10	-	29.49
Dec-10	-	29.49
Jan-11	-	29.49
Feb-11	-	29.49
Mar-11	-	29.49
Apr-11	-	29.49
May-11	-	29.49
Jun-11	-	29.49
Jul-11	-	29.49
	29.49	

Jenis Pekerjaan	Unit	Vol SPK	Realisasi	%
Parit 1 x 1 x 0,8	Meter	81,000.00	7,658.33	9.45%



Bulan	Hasil per Bulan	Kumulatif
Jan-10	501.65	501.65
Feb-10	2,445.01	2,946.66
Mar-10	869.00	3,815.66
Apr-10	448.39	4,264.05
May-10	-	4,264.05
Jun-10	-	4,264.05
Jul-10	1,071.51	5,335.56
Aug-10	565.90	5,901.46
Sep-10	-	5,901.46
Oct-10	1,756.87	7,658.33
Nov-10	-	7,658.33
Dec-10	-	7,658.33
Jan-11	-	7,658.33
Feb-11	-	7,658.33
Mar-11	-	7,658.33
Apr-11	-	7,658.33
May-11	-	7,658.33
Jun-11	-	7,658.33
Jul-11	-	7,658.33
	7,658.33	

Jenis Pekerjaan	Unit	Vol SPK	Realisasi	%
Parit 2 x 2 x 1,5	Meter	24,048.00	2,208.47	9.18%



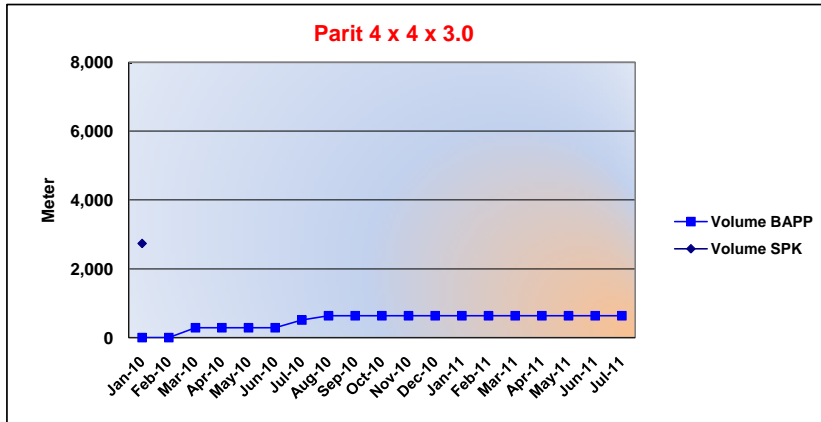
Bulan	Hasil per Bulan	Kumulatif
Jan-10	-	-
Feb-10	297.97	297.97
Mar-10	-	297.97
Apr-10	-	297.97
May-10	-	297.97
Jun-10	-	297.97
Jul-10	597.69	895.66
Aug-10	817.19	1,712.85
Sep-10	-	1,712.85
Oct-10	495.62	2,208.47
Nov-10	-	2,208.47
Dec-10	-	2,208.47
Jan-11	-	2,208.47
Feb-11	-	2,208.47
Mar-11	-	2,208.47
Apr-11	-	2,208.47
May-11	-	2,208.47
Jun-11	-	2,208.47
Jul-11	-	2,208.47
	2,208.47	



PT. ADITUNGGA MAHAJAYA

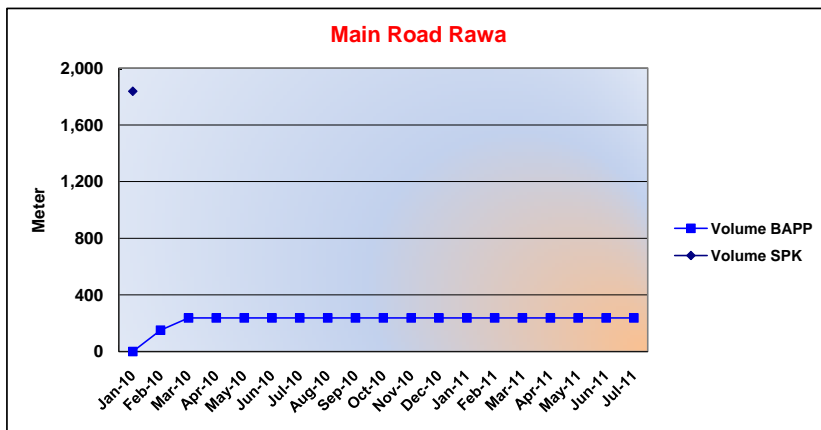
PROGRESS REPORT - Kebun Sungai Ayawan

Jenis Pekerjaan	Unit	Vol SPK	Realisasi	%
Parit 4 x 4 x 3,0	Meter	2,736.00	638.46	23.34%



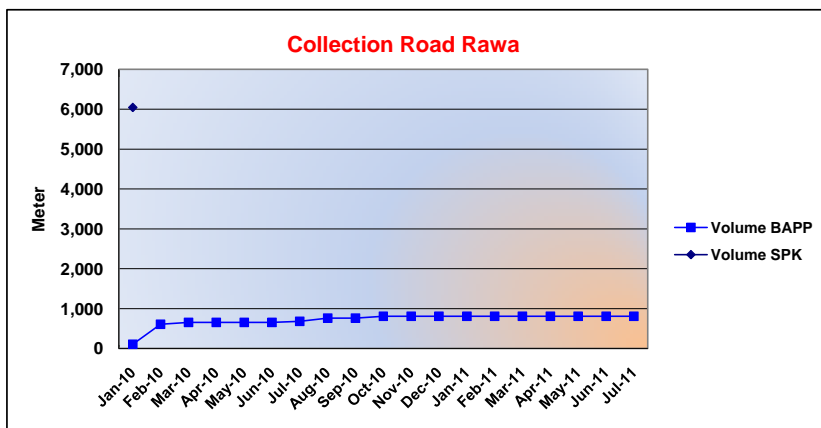
Bulan	Hasil per Bulan	Kumulatif
Jan-10	-	-
Feb-10	-	-
Mar-10	292.84	292.84
Apr-10	-	292.84
May-10	-	292.84
Jun-10	-	292.84
Jul-10	220.11	512.95
Aug-10	125.51	638.46
Sep-10	-	638.46
Oct-10	-	638.46
Nov-10	-	638.46
Dec-10	-	638.46
Jan-11	-	638.46
Feb-11	-	638.46
Mar-11	-	638.46
Apr-11	-	638.46
May-11	-	638.46
Jun-11	-	638.46
Jul-11	-	638.46
	638.46	

Jenis Pekerjaan	Unit	Vol SPK	Realisasi	%
Main Road Rawa	Meter	1,836.00	237.25	12.92%



Bulan	Hasil per Bulan	Kumulatif
Jan-10	-	-
Feb-10	151.49	151.49
Mar-10	85.76	237.25
Apr-10	-	237.25
May-10	-	237.25
Jun-10	-	237.25
Jul-10	-	237.25
Aug-10	-	237.25
Sep-10	-	237.25
Oct-10	-	237.25
Nov-10	-	237.25
Dec-10	-	237.25
Jan-11	-	237.25
Feb-11	-	237.25
Mar-11	-	237.25
Apr-11	-	237.25
May-11	-	237.25
Jun-11	-	237.25
Jul-11	-	237.25
	237.25	

Jenis Pekerjaan	Unit	Vol SPK	Realisasi	%
Collection Road Rawa	Meter	6,048.00	808.29	13.36%



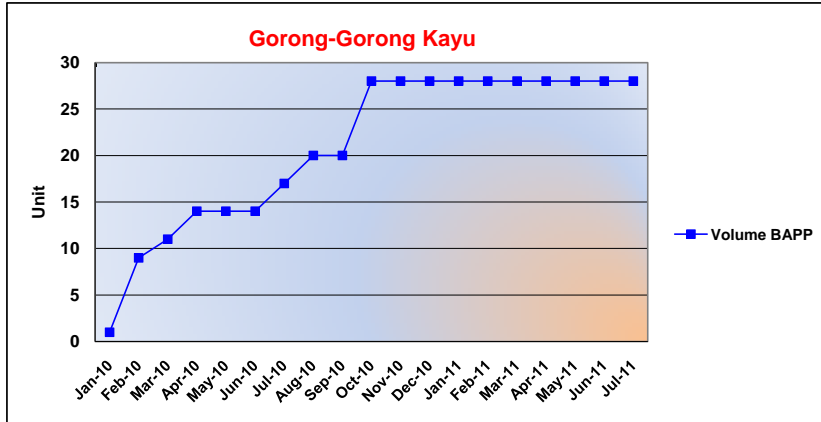
Bulan	Hasil per Bulan	Kumulatif
Jan-10	106.77	106.77
Feb-10	504.23	611.00
Mar-10	44.98	655.98
Apr-10	-	655.98
May-10	-	655.98
Jun-10	-	655.98
Jul-10	28.02	684.00
Aug-10	80.75	764.75
Sep-10	-	764.75
Oct-10	43.54	808.29
Nov-10	-	808.29
Dec-10	-	808.29
Jan-11	-	808.29
Feb-11	-	808.29
Mar-11	-	808.29
Apr-11	-	808.29
May-11	-	808.29
Jun-11	-	808.29
Jul-11	-	808.29
	808.29	



PT. ADITUNGGA MAHAJAYA

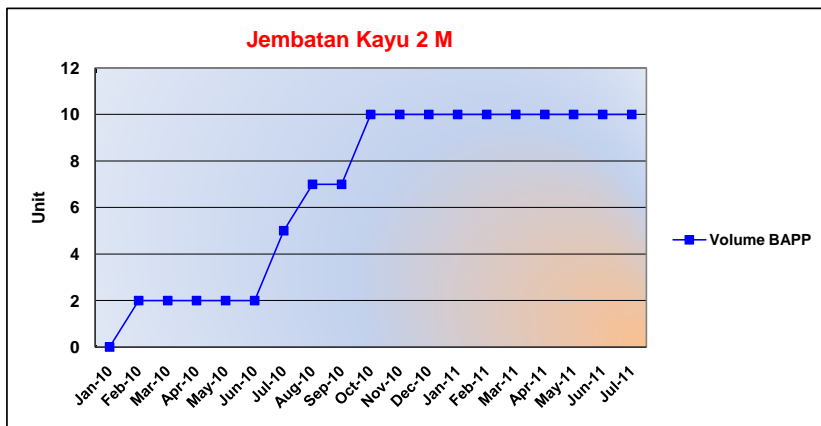
PROGRESS REPORT - Kebun Sungai Ayawan

Jenis Pekerjaan	Unit	Vol SPK	Realisasi	%
Gorong-gorong Kayu	Unit	-	28.00	0.00%



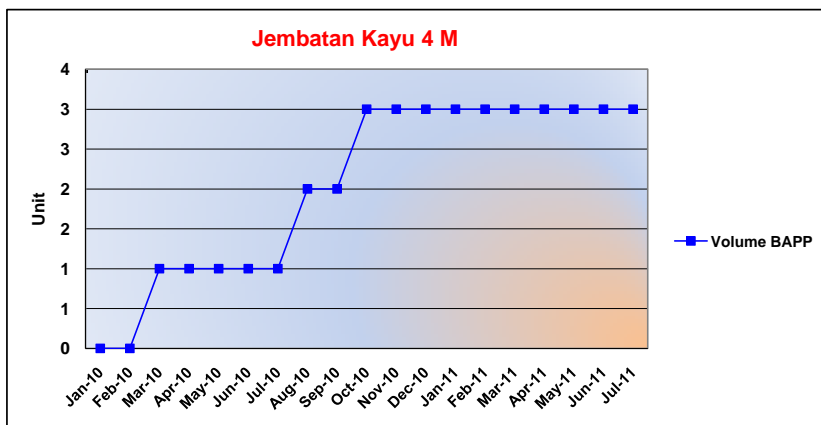
Bulan	Hasil per Bulan	Kumulatif
Jan-10	1.00	1.00
Feb-10	8.00	9.00
Mar-10	2.00	11.00
Apr-10	3.00	14.00
May-10	-	14.00
Jun-10	-	14.00
Jul-10	3.00	17.00
Aug-10	3.00	20.00
Sep-10	-	20.00
Oct-10	8.00	28.00
Nov-10	-	28.00
Dec-10	-	28.00
Jan-11	-	28.00
Feb-11	-	28.00
Mar-11	-	28.00
Apr-11	-	28.00
May-11	-	28.00
Jun-11	-	28.00
Jul-11	-	28.00
	28.00	

Jenis Pekerjaan	Unit	Vol SPK	Realisasi	%
Jembatan Kayu 2 M	Unit	-	10.00	0.00%



Bulan	Hasil per Bulan	Kumulatif
Jan-10	-	-
Feb-10	2.00	2.00
Mar-10	-	2.00
Apr-10	-	2.00
May-10	-	2.00
Jun-10	-	2.00
Jul-10	3.00	5.00
Aug-10	2.00	7.00
Sep-10	-	7.00
Oct-10	3.00	10.00
Nov-10	-	10.00
Dec-10	-	10.00
Jan-11	-	10.00
Feb-11	-	10.00
Mar-11	-	10.00
Apr-11	-	10.00
May-11	-	10.00
Jun-11	-	10.00
Jul-11	-	10.00
	10.00	

Jenis Pekerjaan	Unit	Vol SPK	Realisasi	%
Jembatan Kayu 4 M	Unit	-	3.00	0.00%



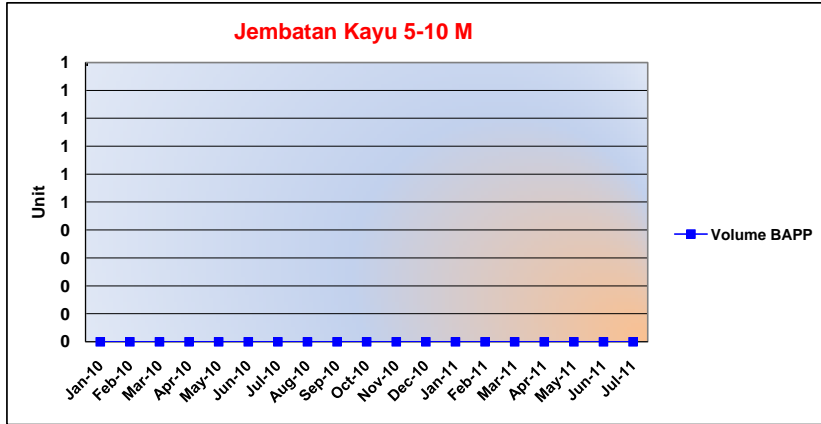
Bulan	Hasil per Bulan	Kumulatif
Jan-10	-	-
Feb-10	-	-
Mar-10	1.00	1.00
Apr-10	-	1.00
May-10	-	1.00
Jun-10	-	1.00
Jul-10	-	1.00
Aug-10	1.00	2.00
Sep-10	-	2.00
Oct-10	1.00	3.00
Nov-10	-	3.00
Dec-10	-	3.00
Jan-11	-	3.00
Feb-11	-	3.00
Mar-11	-	3.00
Apr-11	-	3.00
May-11	-	3.00
Jun-11	-	3.00
Jul-11	-	3.00
	3.00	



PT. ADITUNGGA MAHAJAYA

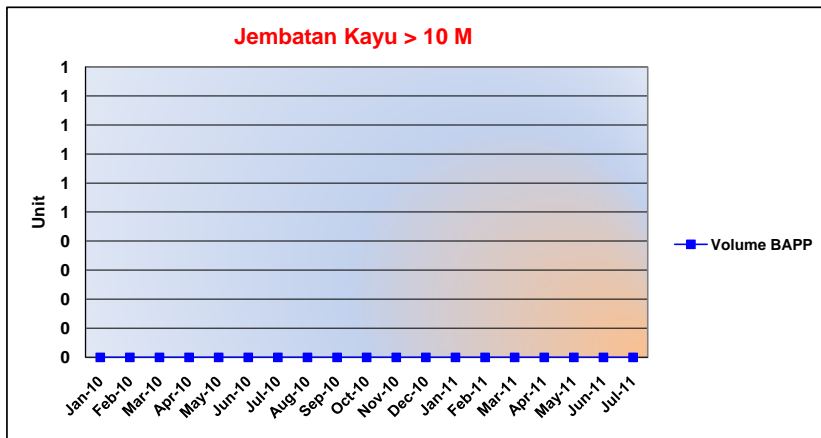
PROGRESS REPORT - Kebun Sungai Ayawan

Jenis Pekerjaan	Unit	Vol SPK	Realisasi	%
Jembatan Kayu 5-10 M	Unit	-	-	0.00%



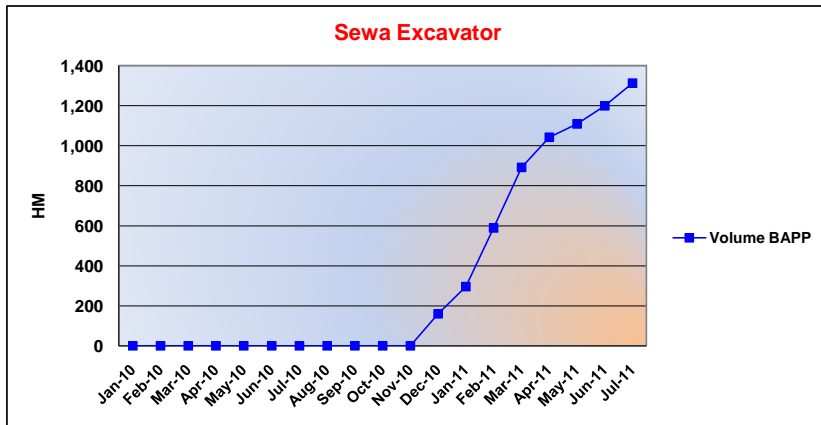
Bulan	Hasil per Bulan	Kumulatif
Jan-10	-	-
Feb-10	-	-
Mar-10	-	-
Apr-10	-	-
May-10	-	-
Jun-10	-	-
Jul-10	-	-
Aug-10	-	-
Sep-10	-	-
Oct-10	-	-
Nov-10	-	-
Dec-10	-	-
Jan-11	-	-
Feb-11	-	-
Mar-11	-	-
Apr-11	-	-
May-11	-	-
Jun-11	-	-
Jul-11	-	-
	-	-
	-	-

Jenis Pekerjaan	Unit	Vol SPK	Realisasi	%
Jembatan Kayu > 10 M	Unit	-	-	0.00%



Bulan	Hasil per Bulan	Kumulatif
Jan-10	-	-
Feb-10	-	-
Mar-10	-	-
Apr-10	-	-
May-10	-	-
Jun-10	-	-
Jul-10	-	-
Aug-10	-	-
Sep-10	-	-
Oct-10	-	-
Nov-10	-	-
Dec-10	-	-
Jan-11	-	-
Feb-11	-	-
Mar-11	-	-
Apr-11	-	-
May-11	-	-
Jun-11	-	-
Jul-11	-	-
	-	-
	-	-

Jenis Pekerjaan	Unit	Vol SPK	Realisasi	%
Sewa Excavator	HM	-	1,313.20	0.00%



Bulan	Hasil per Bulan	Kumulatif
Jan-10	-	-
Feb-10	-	-
Mar-10	-	-
Apr-10	-	-
May-10	-	-
Jun-10	-	-
Jul-10	-	-
Aug-10	-	-
Sep-10	-	-
Oct-10	-	-
Nov-10	-	-
Dec-10	159.90	159.90
Jan-11	136.70	296.60
Feb-11	292.30	588.90
Mar-11	303.40	892.30
Apr-11	150.10	1,042.40
May-11	66.80	1,109.20
Jun-11	90.50	1,199.70
Jul-11	113.50	1,313.20
	1,313.20	