



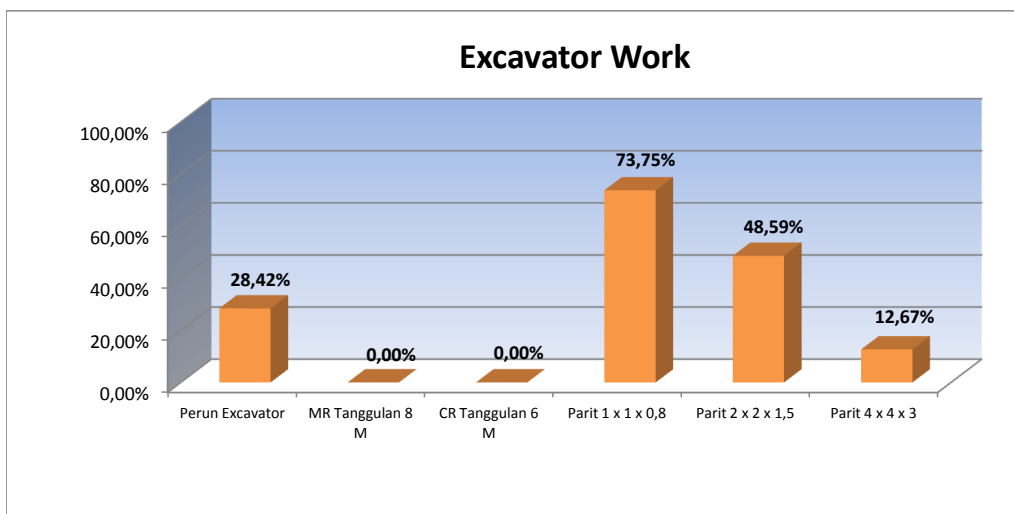
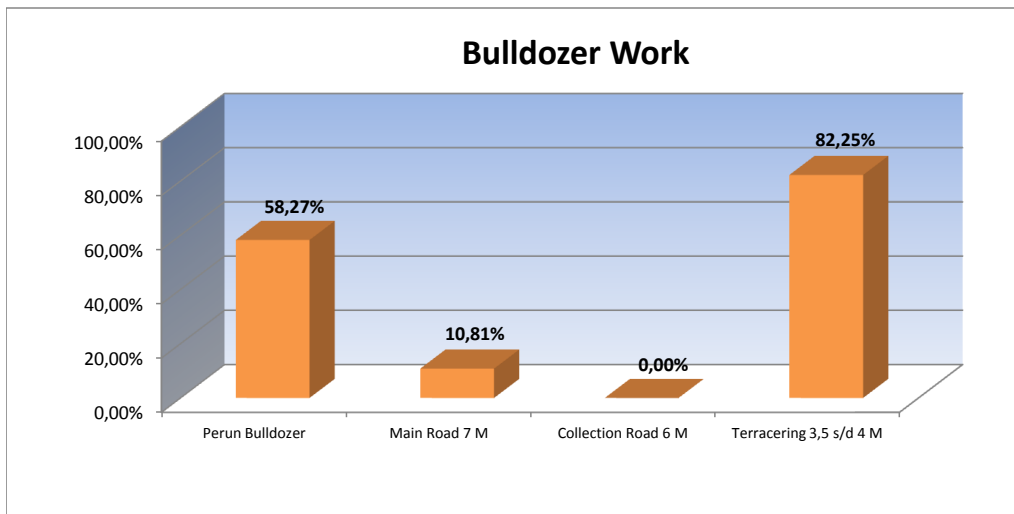
**PT. KUTAI BALIAN NAULI**

**CLAIM SUMMARY - Tepian Langsung Estate**

Contract No. :

1. KBN/CR/001/05/2008 ; 1 July 2008 - 31 Dec 2011

Type of Work	Unit	SPK Vol	Previous Claim	June '12 Claim	To Date Claimed	%
<b>Bulldozer</b>						
Perun Bulldozer	Ha	6.000,00	3.496,07	-	3.496,07	58,27%
Main Road 9 M	Meter	-	3.230,34	-	3.230,34	
Main Road 8 M	Meter	-	-	-	-	
Main Road 7 M	Meter	198.000,00	21.413,48	-	21.413,48	10,81%
Collection Road 7 M	Meter	-	25.582,34	-	25.582,34	
Collection Road 6 M	Meter	210.000,00	-	-	-	0,00%
Collection Road 5 M	Meter	-	108.884,96	-	108.884,96	
Jalan Boundery CR 5 M	Meter	-	26.288,22	-	26.288,22	
Terracing 3,5 s/d 4 M	Meter	828.000,00	680.992,61	-	680.992,61	82,25%
Jalan Teras Kountur 7 M	Meter	-	21.646,70	-	21.646,70	
Jalan Teras Kountur 5 M	Meter	-	182.996,02	-	182.996,02	
Sewa Bulldozer	HM	-	7.763,30	-	7.763,30	
<b>Excavator</b>						
Perun Excavator	Ha	2.000,00	568,43	-	568,43	28,42%
MR Tanggulan 9 M	Meter	-	5.264,25	-	5.264,25	
MR Tanggulan 8 M	Meter	15.000,00	-	-	-	0,00%
MR Tanggulan 7 M	Meter	-	3.759,31	-	3.759,31	
CR Tanggulan 7 M	Meter	-	1.332,52	-	1.332,52	
CR Tanggulan 6 M	Meter	66.000,00	-	-	-	0,00%
CR Tanggulan 5 M	Meter	-	30.715,03	-	30.715,03	
Parit 1 x 1 x 0,8	Meter	400.000,00	295.002,34	-	295.002,34	73,75%
Parit 2 x 2 x 1,5	Meter	200.000,00	97.181,09	-	97.181,09	48,59%
Parit 4 x 4 x 3	Meter	100.000,00	12.673,94	-	12.673,94	12,67%
Gorong-gorong	Unit	-	1.156,00	-	1.156,00	
Jembatan 2 M	Unit	-	218,00	-	218,00	
Jembatan 4 M	Unit	-	7,00	-	7,00	
Jembatan 5-10 M	Unit	-	30,00	-	30,00	
Sewa Excavator	HM	-	9.096,41	177,80	9.274,21	
Imas Tumbang	Ha	8.000,00	4.340,55	-	4.340,55	54,26%
Perataan Tapak Bibitan	Ha	-	17,70	-	17,70	



















































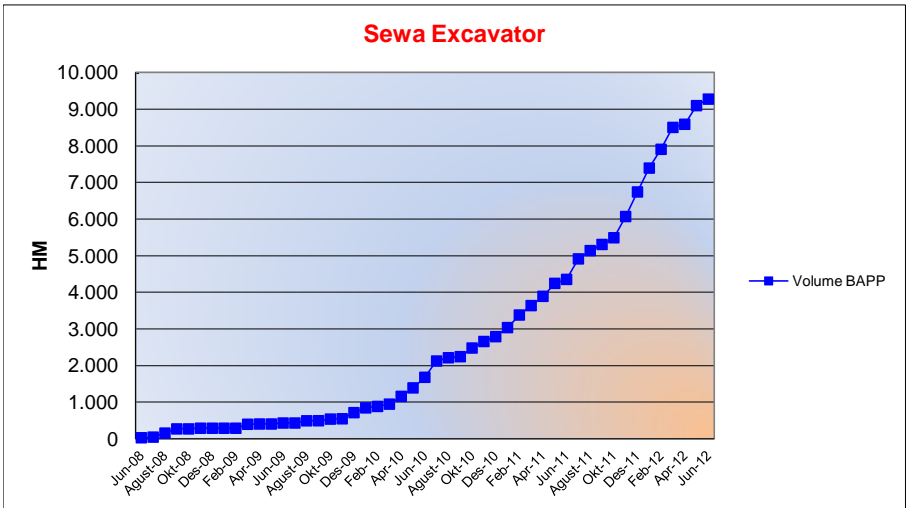






**CLAIM SUMMARY - Tepian Langsung Estate**

Type of Work	SPK Vol ( HM )	Progress	%
Sewa Excavator	0,00	9.274,21	0,00%



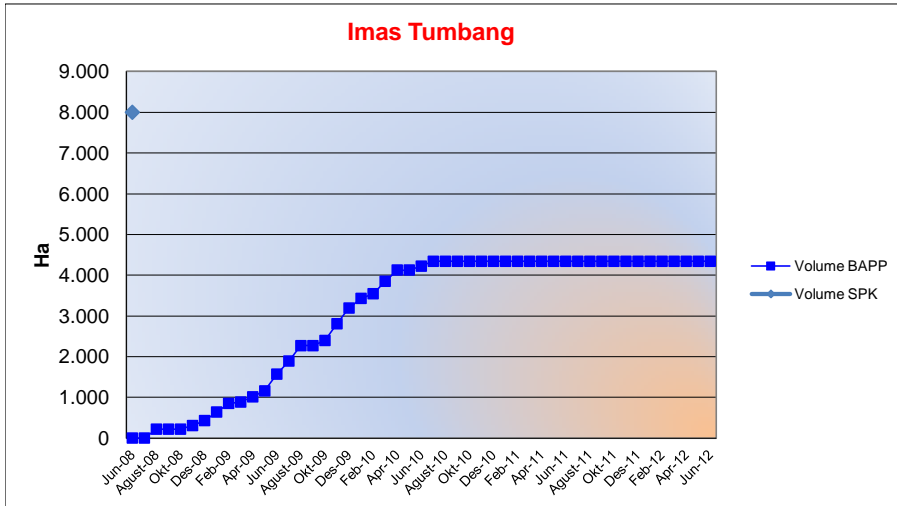
Month	Monthly Progress	Accumulated
Jun-08	30,20	30,20
Jul-08	18,00	48,20
Aug-08	110,20	158,40
Sep-08	114,00	272,40
Oct-08	-	272,40
Nov-08	18,50	290,90
Dec-08	-	290,90
Jan-09	-	290,90
Feb-09	-	290,90
Mar-09	108,00	398,90
Apr-09	7,10	406,00
May-09	-	406,00
Jun-09	27,00	433,00
Jul-09	-	433,00
Aug-09	60,80	493,80
Sep-09	2,10	495,90
Oct-09	44,60	540,50
Nov-09	8,50	549,00
Dec-09	167,20	716,20
Jan-10	130,40	846,60
Feb-10	39,50	886,10
Mar-10	62,60	948,70
Apr-10	211,30	1.160,00
May-10	231,70	1.391,70
Jun-10	288,61	1.680,31
Jul-10	444,90	2.125,21
Aug-10	89,70	2.214,91
Sep-10	29,20	2.244,11
Oct-10	235,60	2.479,71
Nov-10	179,00	2.658,71
Dec-10	132,50	2.791,21
Jan-11	246,50	3.037,71
Feb-11	343,30	3.381,01
Mar-11	257,00	3.638,01
Apr-11	253,50	3.891,51
May-11	353,50	4.245,01
Jun-11	108,50	4.353,51
Jul-11	560,00	4.913,51
Aug-11	226,10	5.139,61
Sep-11	167,50	5.307,11
Oct-11	182,70	5.489,81
Nov-11	579,20	6.069,01
Dec-11	671,60	6.740,61
Jan-12	650,80	7.391,41
Feb-12	513,00	7.904,41
Mar-12	597,50	8.501,91
Apr-12	85,80	8.587,71
May-12	508,70	9.096,41
Jun-12	177,80	9.274,21
	9.274,21	



# PT. KUTAI BALIAN NAULI

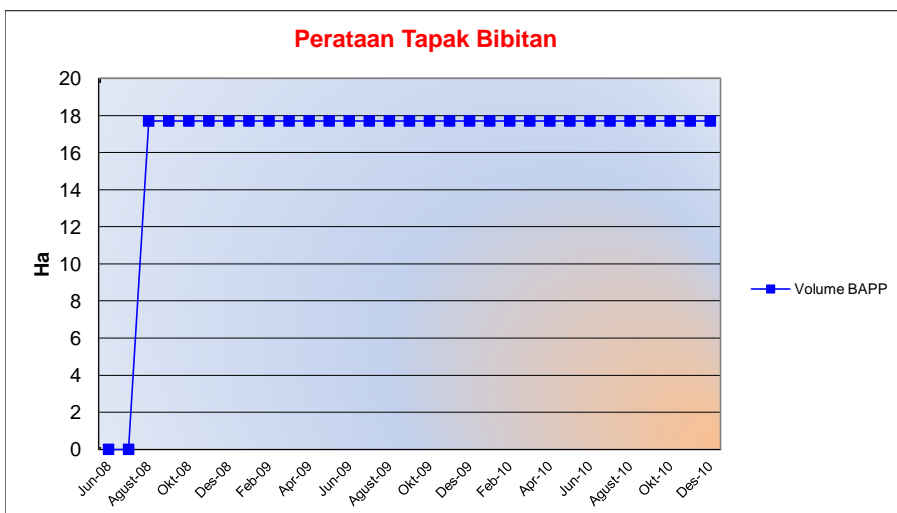
## CLAIM SUMMARY - Tepian Langsung Estate

Type of Work	SPK Vol ( Ha )	Progress	%
Imas Tumbang	8.000,00	4.340,55	54,26%



Month	Monthly Progress	Accumulated
Jun-08	-	-
Jul-08	-	-
Aug-08	218,14	218,14
Sep-08	-	218,14
Oct-08	-	218,14
Nov-08	87,95	306,09
Dec-08	122,52	428,61
Jan-09	210,36	638,97
Feb-09	212,49	851,46
Mar-09	32,38	883,84
Apr-09	127,75	1.011,59
May-09	146,38	1.157,97
Jun-09	411,67	1.569,64
Jul-09	321,60	1.891,24
Aug-09	377,65	2.268,89
Sep-09	-	2.268,89
Oct-09	127,69	2.396,58
Nov-09	410,41	2.806,99
Dec-09	385,51	3.192,50
Jan-10	236,89	3.429,39
Feb-10	114,61	3.544,00
Mar-10	305,91	3.849,91
Apr-10	276,91	4.126,82
May-10	-	4.126,82
Jun-10	94,49	4.221,31
Jul-10	119,24	4.340,55
Aug-10	-	4.340,55
Sep-10	-	4.340,55
Oct-10	-	4.340,55
Nov-10	-	4.340,55
Dec-10	-	4.340,55
Jan-11	-	4.340,55
Feb-11	-	4.340,55
Mar-11	-	4.340,55
Apr-11	-	4.340,55
May-11	-	4.340,55
Jun-11	-	4.340,55
Jul-11	-	4.340,55
Aug-11	-	4.340,55
Sep-11	-	4.340,55
Oct-11	-	4.340,55
Nov-11	-	4.340,55
Dec-11	-	4.340,55
Jan-12	-	4.340,55
Feb-12	-	4.340,55
Mar-12	-	4.340,55
Apr-12	-	4.340,55
May-12	-	4.340,55
Jun-12	-	4.340,55
	4.340,55	

Type of Work	SPK Vol ( Ha )	Progress	%
Perataan Tapak Bibitan	0,00	17,70	0,00%



Month	Monthly Progress	Accumulated
Jun-08	-	-
Jul-08	-	-
Aug-08	17,70	17,70
Sep-08	-	17,70
Oct-08	-	17,70
Nov-08	-	17,70
Dec-08	-	17,70
Jan-09	-	17,70
Feb-09	-	17,70
Mar-09	-	17,70
Apr-09	-	17,70
May-09	-	17,70
Jun-09	-	17,70
Jul-09	-	17,70
Aug-09	-	17,70
Sep-09	-	17,70
Oct-09	-	17,70
Nov-09	-	17,70
Dec-09	-	17,70
Jan-10	-	17,70
Feb-10	-	17,70
Mar-10	-	17,70
Apr-10	-	17,70
May-10	-	17,70
Jun-10	-	17,70
Jul-10	-	17,70
Aug-10	-	17,70
Sep-10	-	17,70
Oct-10	-	17,70
Nov-10	-	17,70
Dec-10	-	17,70
	17,70	