

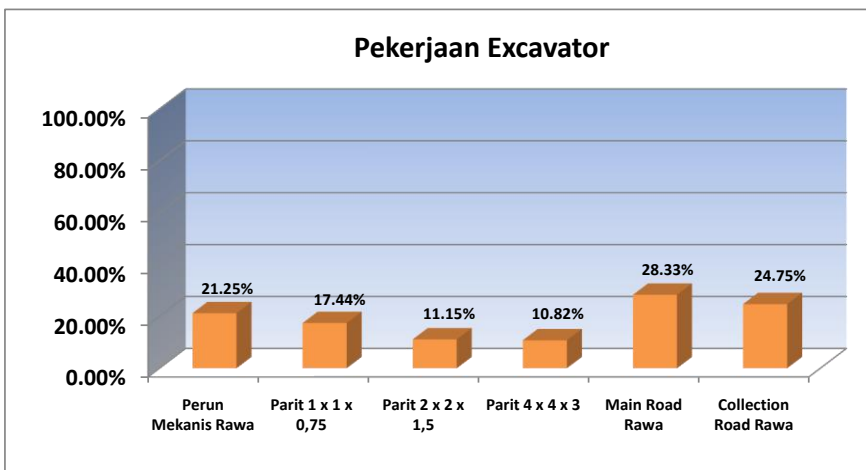
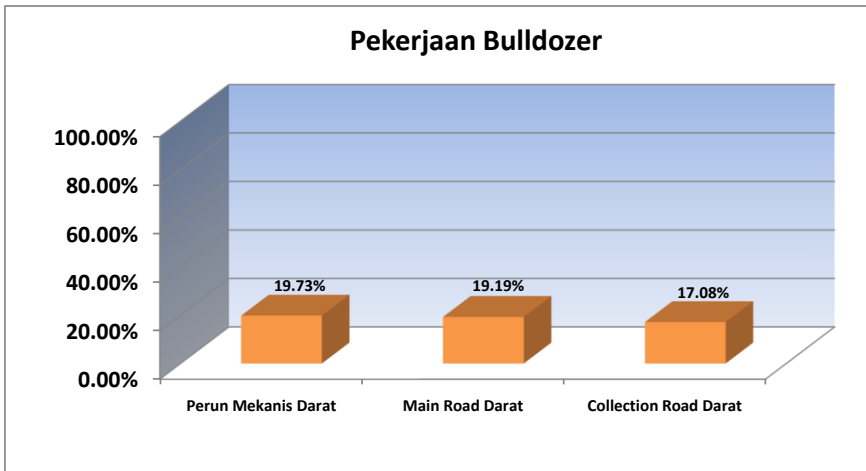


PROGRESS REPORT - Kebun Persada

KONTRAK NO :

- 1. PRSE/JKTO/01/10/01-PL
- 2. PRSE/JKTO/01/10/02-SWAB

Jenis Pekerjaan	Unit	Vol SPK 1 Feb' 2010 s.d 31 Des' 2011	Realisasi			%
			AKUMULASI S.D BULAN LALU	BAPP Sep' 2011	S.D BAPP Sep' 2011	
Bulldozer						
Perun Mekanis Darat	Ha	1,800.00	317.54	37.60	355.14	19.73%
Main Road Darat	Meter	18,500.00	3,348.40	202.00	3,550.40	19.19%
Collection Road Darat	Meter	61,000.00	9,734.29	684.40	10,418.69	17.08%
Sewa Bulldozer	HM	-	1,168.50	106.50	1,275.00	
Excavator						
Perun Mekanis Rawa	Ha	4,200.00	827.68	65.00	892.68	21.25%
Parit 1 x 1 x 0,75	Meter	1,400,000.00	232,122.00	12,085.00	244,207.00	17.44%
Parit 2 x 2 x 1,5	Meter	140,000.00	15,614.96	-	15,614.96	11.15%
Parit 4 x 4 x 3	Meter	42,000.00	4,545.34	-	4,545.34	10.82%
Main Road Rawa	Meter	42,000.00	11,900.12	-	11,900.12	28.33%
Collection Road Rawa	Meter	141,000.00	31,213.60	3,677.00	34,890.60	24.75%
Gorong-gorong 1 M	Unit	-	18.00	-	18.00	
Jembatan Kayu 2 M	Unit	-	12.00	1.00	13.00	
Jembatan Kayu 4 M	Unit	-	3.00	1.00	4.00	
Jembatan Kayu 5-10 M	Unit	-	-	-	-	
Sewa Excavator	HM	-	2,235.60	16.00	2,251.60	

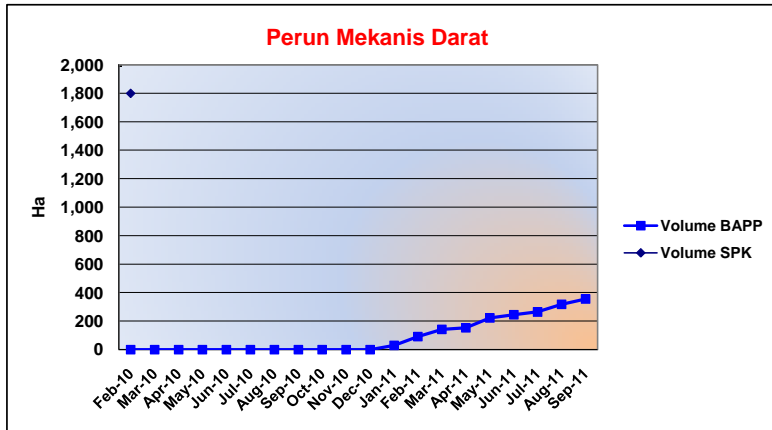




PROGRESS REPORT - Kebun Persada

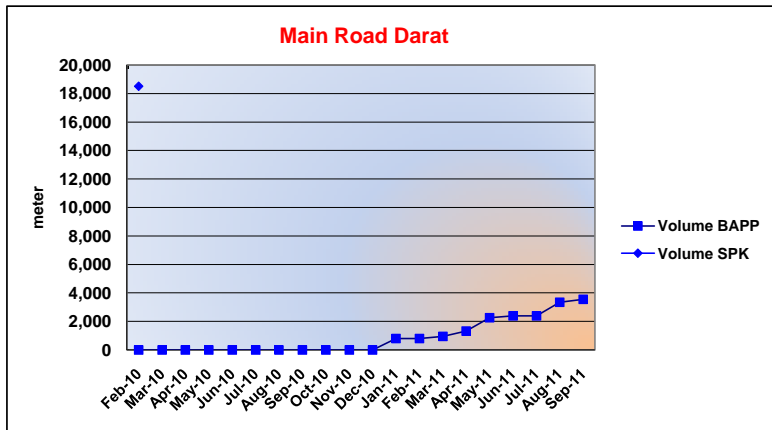
Chart & Detail Per Month

Jenis Pekerjaan	Unit	Vol SPK	Realisasi	%
Perun Mekanis Darat	Ha	1,800.00	355.14	19.73%



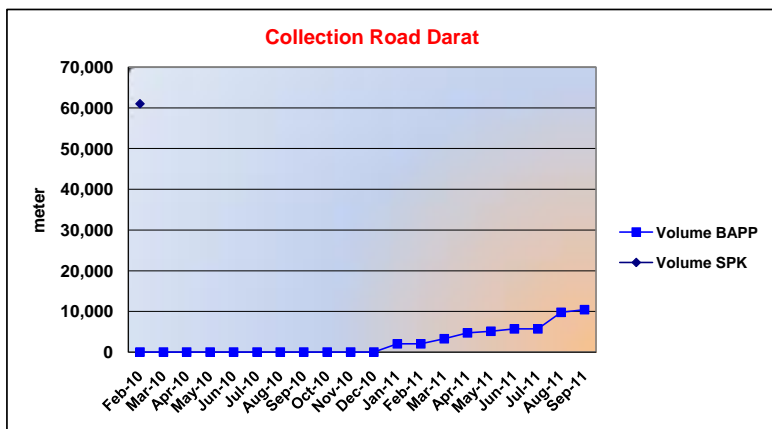
Bulan	Hasil per Bulan	Kumulatif
Feb-10	-	-
Mar-10	-	-
Apr-10	-	-
May-10	-	-
Jun-10	-	-
Jul-10	-	-
Aug-10	-	-
Sep-10	-	-
Oct-10	-	-
Nov-10	-	-
Dec-10	-	-
Jan-11	29.84	29.84
Feb-11	61.30	91.14
Mar-11	51.70	142.84
Apr-11	10.80	153.64
May-11	69.50	223.14
Jun-11	20.90	244.04
Jul-11	20.50	264.54
Aug-11	53.00	317.54
Sep-11	37.60	355.14
	355.14	

Jenis Pekerjaan	Unit	Vol SPK	Realisasi	%
Main Road Darat	Meter	18,500.00	3,550.40	19.19%



Bulan	Hasil per Bulan	Kumulatif
Feb-10	-	-
Mar-10	-	-
Apr-10	-	-
May-10	-	-
Jun-10	-	-
Jul-10	-	-
Aug-10	-	-
Sep-10	-	-
Oct-10	-	-
Nov-10	-	-
Dec-10	-	-
Jan-11	811.40	811.40
Feb-11	-	811.40
Mar-11	136.00	947.40
Apr-11	375.00	1,322.40
May-11	937.00	2,259.40
Jun-11	130.00	2,389.40
Jul-11	-	2,389.40
Aug-11	959.00	3,348.40
Sep-11	202.00	3,550.40
	3,550.40	

Jenis Pekerjaan	Unit	Vol SPK	Realisasi	%
Collection Road Darat	Meter	61,000.00	10,418.69	17.08%



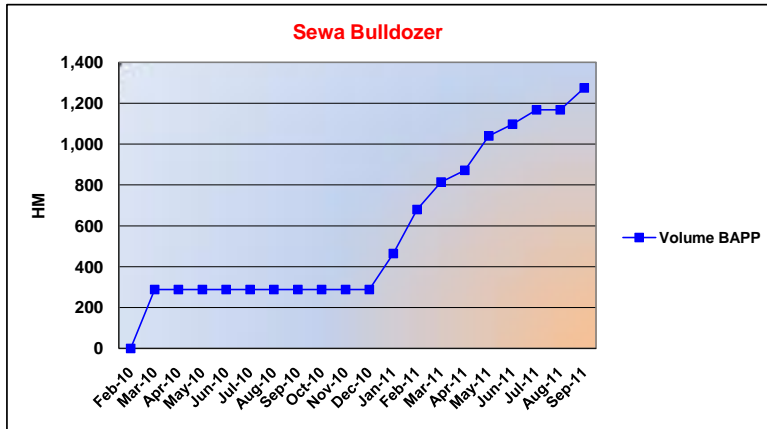
Bulan	Hasil per Bulan	Kumulatif
Feb-10	-	-
Mar-10	-	-
Apr-10	-	-
May-10	-	-
Jun-10	-	-
Jul-10	-	-
Aug-10	-	-
Sep-10	-	-
Oct-10	-	-
Nov-10	-	-
Dec-10	-	-
Jan-11	2,014.190	2,014.190
Feb-11	-	2,014.190
Mar-11	1,233.000	3,247.190
Apr-11	1,441.000	4,688.190
May-11	450.000	5,138.190
Jun-11	574.000	5,712.190
Jul-11	-	5,712.190
Aug-11	4,022.100	9,734.290
Sep-11	684.400	10,418.690
	10,418.690	



PT. NUSANTARA SAWIT PERSADA

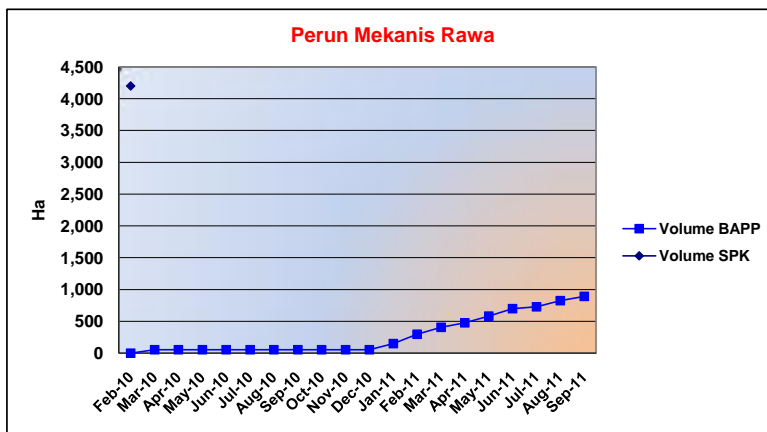
PROGRESS REPORT - Kebun Persada

Jenis Pekerjaan	Unit	Vol SPK	Realisasi	%
Sewa Bulldozer	HM	-	1,275.00	0.00%



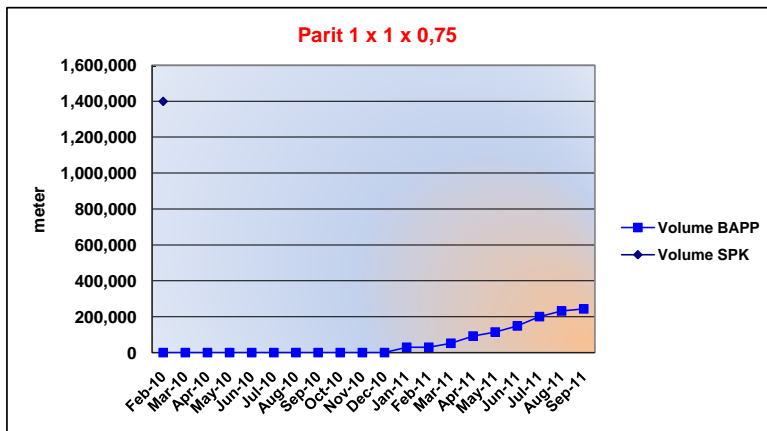
Bulan	Hasil per Bulan	Kumulatif
Feb-10	-	-
Mar-10	288.00	288.00
Apr-10	-	288.00
May-10	-	288.00
Jun-10	-	288.00
Jul-10	-	288.00
Aug-10	-	288.00
Sep-10	-	288.00
Oct-10	-	288.00
Nov-10	-	288.00
Dec-10	-	288.00
Jan-11	176.50	464.50
Feb-11	215.00	679.50
Mar-11	135.00	814.50
Apr-11	57.00	871.50
May-11	169.00	1,040.50
Jun-11	57.00	1,097.50
Jul-11	71.00	1,168.50
Aug-11	-	1,168.50
Sep-11	106.50	1,275.00
	1,275.000	

Jenis Pekerjaan	Unit	Vol SPK	Realisasi	%
Perun Mekanis Rawa	Ha	4,200.00	892.68	21.25%



Bulan	Hasil per Bulan	Kumulatif
Feb-10	-	-
Mar-10	55.73	55.73
Apr-10	-	55.73
May-10	-	55.73
Jun-10	-	55.73
Jul-10	-	55.73
Aug-10	-	55.73
Sep-10	-	55.73
Oct-10	-	55.73
Nov-10	-	55.73
Dec-10	-	55.73
Jan-11	95.80	151.53
Feb-11	144.75	296.28
Mar-11	112.20	408.48
Apr-11	71.20	479.68
May-11	101.30	580.98
Jun-11	119.70	700.68
Jul-11	30.20	730.88
Aug-11	96.80	827.68
Sep-11	65.00	892.68
	892.68	

Jenis Pekerjaan	Unit	Vol SPK	Realisasi	%
Parit 1 x 1 x 0,75	Meter	1,400,000.00	244,207.00	17.44%



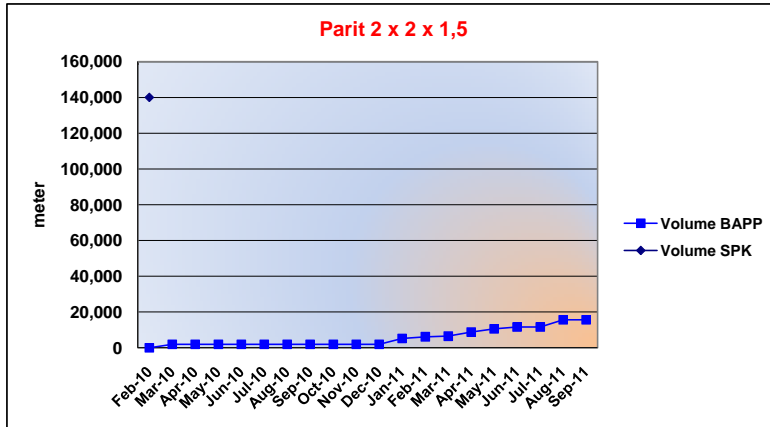
Bulan	Hasil per Bulan	Kumulatif
Feb-10	-	-
Mar-10	-	-
Apr-10	-	-
May-10	-	-
Jun-10	-	-
Jul-10	-	-
Aug-10	-	-
Sep-10	-	-
Oct-10	-	-
Nov-10	-	-
Dec-10	-	-
Jan-11	30,245.00	30,245.00
Feb-11	-	30,245.00
Mar-11	21,244.00	51,489.00
Apr-11	40,368.00	91,857.00
May-11	23,098.00	114,955.00
Jun-11	33,386.00	148,341.00
Jul-11	52,772.00	201,113.00
Aug-11	31,009.00	232,122.00
Sep-11	12,085.00	244,207.00
	244,207.00	



PT. NUSANTARA SAWIT PERSADA

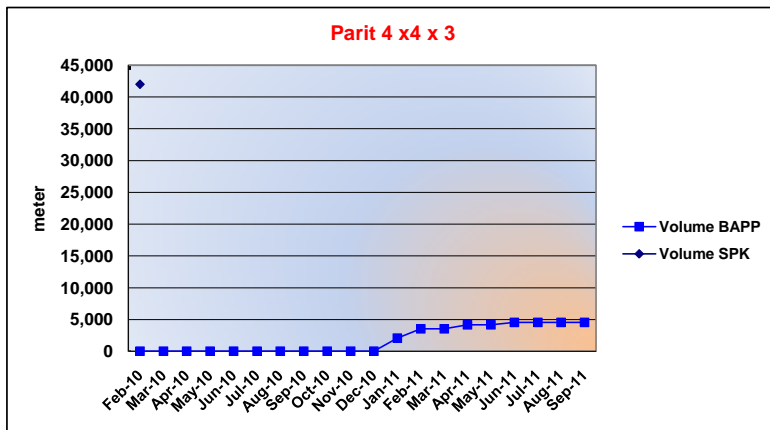
PROGRESS REPORT - Kebun Persada

Jenis Pekerjaan	Unit	Vol SPK	Realisasi	%
Parit 2 x 2 x 1,5	Meter	140,000.00	15,614.96	11.15%



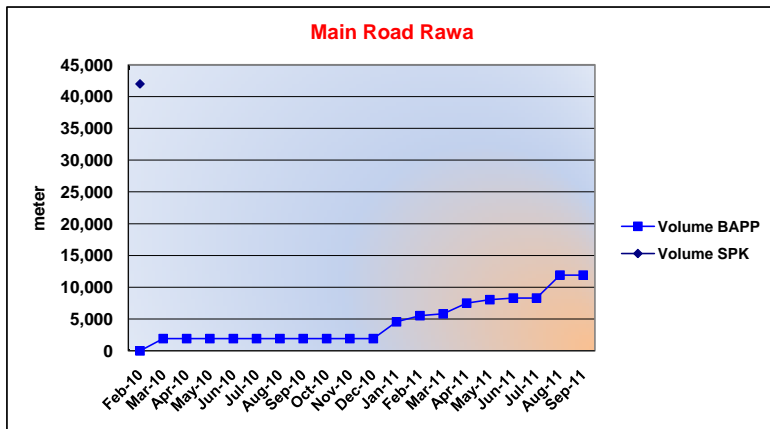
Bulan	Hasil per Bulan	Kumulatif
Feb-10	-	-
Mar-10	1,931.31	1,931.31
Apr-10	-	1,931.31
May-10	-	1,931.31
Jun-10	-	1,931.31
Jul-10	-	1,931.31
Aug-10	-	1,931.31
Sep-10	-	1,931.31
Oct-10	-	1,931.31
Nov-10	-	1,931.31
Dec-10	-	1,931.31
Jan-11	3,270.51	5,201.82
Feb-11	967.14	6,168.96
Mar-11	303.00	6,471.96
Apr-11	2,264.90	8,736.86
May-11	1,832.00	10,568.86
Jun-11	1,085.00	11,653.86
Jul-11	-	11,653.86
Aug-11	3,961.10	15,614.96
Sep-11	-	15,614.96
	15,614.96	

Jenis Pekerjaan	Unit	Vol SPK	Realisasi	%
Parit 4 x 4 x 3	Meter	42,000.00	4,545.34	10.82%



Bulan	Hasil per Bulan	Kumulatif
Feb-10	-	-
Mar-10	-	-
Apr-10	-	-
May-10	-	-
Jun-10	-	-
Jul-10	-	-
Aug-10	-	-
Sep-10	-	-
Oct-10	-	-
Nov-10	-	-
Dec-10	-	-
Jan-11	2,073.45	2,073.45
Feb-11	1,453.89	3,527.34
Mar-11	-	3,527.34
Apr-11	628.00	4,155.34
May-11	-	4,155.34
Jun-11	390.00	4,545.34
Jul-11	-	4,545.34
Aug-11	-	4,545.34
Sep-11	-	4,545.34
	4,545.34	

Jenis Pekerjaan	Unit	Vol SPK	Realisasi	%
Main Road Rawa	Meter	42,000.00	11,900.12	28.33%



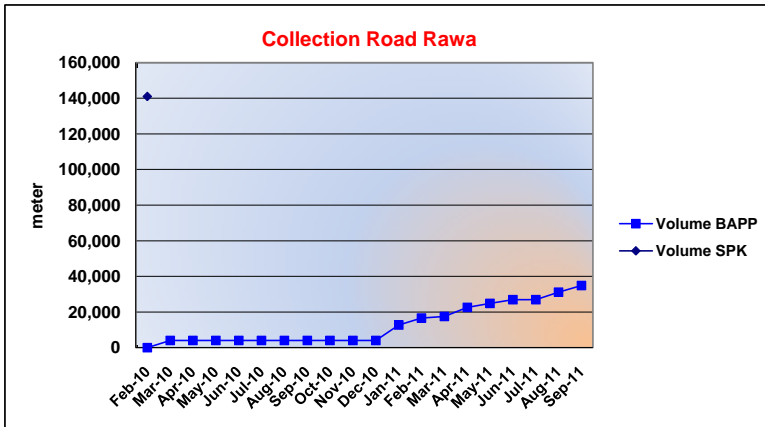
Bulan	Hasil per Bulan	Kumulatif
Feb-10	-	-
Mar-10	1,931.31	1,931.31
Apr-10	-	1,931.31
May-10	-	1,931.31
Jun-10	-	1,931.31
Jul-10	-	1,931.31
Aug-10	-	1,931.31
Sep-10	-	1,931.31
Oct-10	-	1,931.31
Nov-10	-	1,931.31
Dec-10	-	1,931.31
Jan-11	2,615.71	4,547.02
Feb-11	967.10	5,514.12
Mar-11	303.00	5,817.12
Apr-11	1,692.90	7,510.02
May-11	523.00	8,033.02
Jun-11	261.00	8,294.02
Jul-11	-	8,294.02
Aug-11	3,606.10	11,900.12
Sep-11	-	11,900.12
	11,900.12	



PT. NUSANTARA SAWIT PERSADA

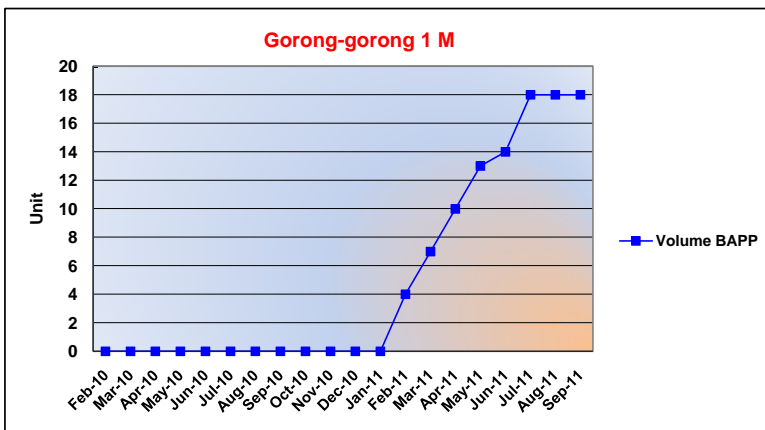
PROGRESS REPORT - Kebun Persada

Jenis Pekerjaan	Unit	Vol SPK	Realisasi	%
Collection Road Rawa	Meter	141,000.00	34,890.60	24.75%



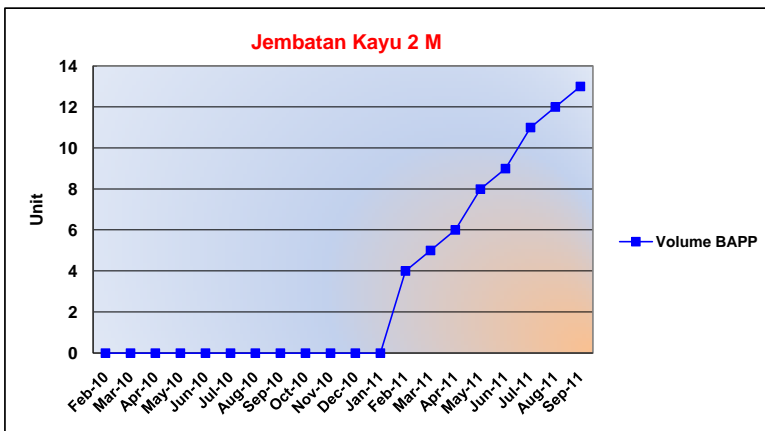
Bulan	Hasil per Bulan	Kumulatif
Feb-10	-	-
Mar-10	4,075.79	4,075.79
Apr-10	-	4,075.79
May-10	-	4,075.79
Jun-10	-	4,075.79
Jul-10	-	4,075.79
Aug-10	-	4,075.79
Sep-10	-	4,075.79
Oct-10	-	4,075.79
Nov-10	-	4,075.79
Dec-10	-	4,075.79
Jan-11	8,620.31	12,696.10
Feb-11	3,972.70	16,668.80
Mar-11	850.60	17,519.40
Apr-11	5,070.40	22,589.80
May-11	2,246.00	24,835.80
Jun-11	2,139.00	26,974.80
Jul-11	-	26,974.80
Aug-11	4,238.80	31,213.60
Sep-11	3,677.00	34,890.60
	34,890.60	

Jenis Pekerjaan	Unit	Vol SPK	Realisasi	%
Gorong-gorong 1 M	Unit	-	18.00	0.00%



Bulan	Hasil per Bulan	Kumulatif
Feb-10	-	-
Mar-10	-	-
Apr-10	-	-
May-10	-	-
Jun-10	-	-
Jul-10	-	-
Aug-10	-	-
Sep-10	-	-
Oct-10	-	-
Nov-10	-	-
Dec-10	-	-
Jan-11	-	-
Feb-11	4.00	4.00
Mar-11	3.00	7.00
Apr-11	3.00	10.00
May-11	3.00	13.00
Jun-11	1.00	14.00
Jul-11	4.00	18.00
Aug-11	-	18.00
Sep-11	-	18.00
	18.00	

Jenis Pekerjaan	Unit	Vol SPK	Realisasi	%
Jembatan Kayu 2 M	Unit	-	13.0	0.00%



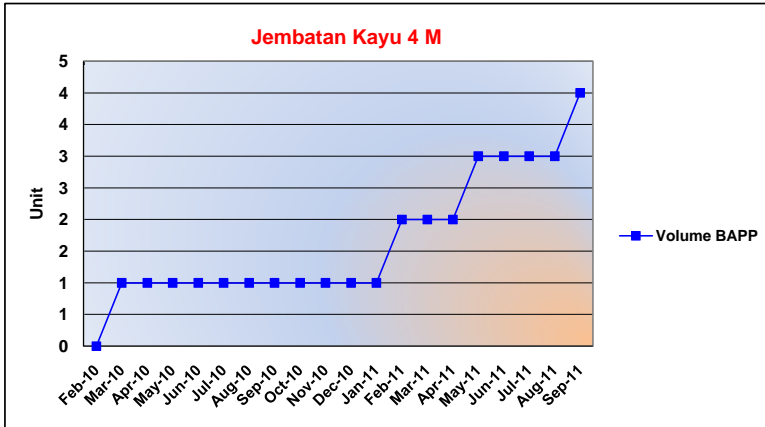
Bulan	Hasil per Bulan	Kumulatif
Feb-10	-	-
Mar-10	-	-
Apr-10	-	-
May-10	-	-
Jun-10	-	-
Jul-10	-	-
Aug-10	-	-
Sep-10	-	-
Oct-10	-	-
Nov-10	-	-
Dec-10	-	-
Jan-11	-	-
Feb-11	4.00	4.00
Mar-11	1.00	5.00
Apr-11	1.00	6.00
May-11	2.00	8.00
Jun-11	1.00	9.00
Jul-11	2.00	11.00
Aug-11	1.00	12.00
Sep-11	1.00	13.00
	13.00	



PT. NUSANTARA SAWIT PERSADA

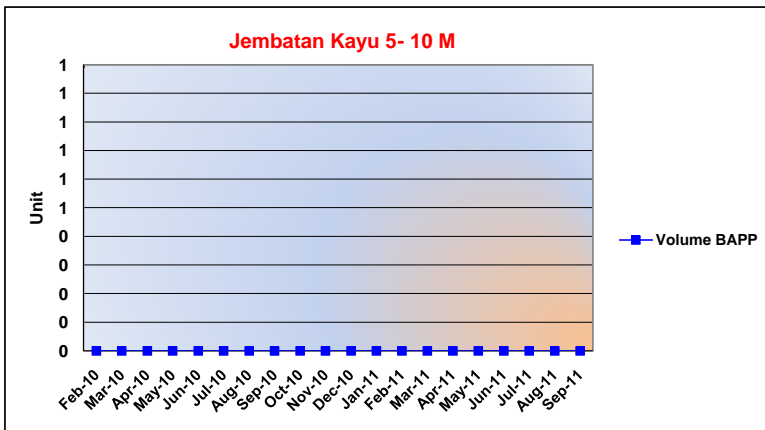
PROGRESS REPORT - Kebun Persada

Jenis Pekerjaan	Unit	Vol SPK	Realisasi	%
Jembatan Kayu 4 M	Unit	-	4.00	0.00%



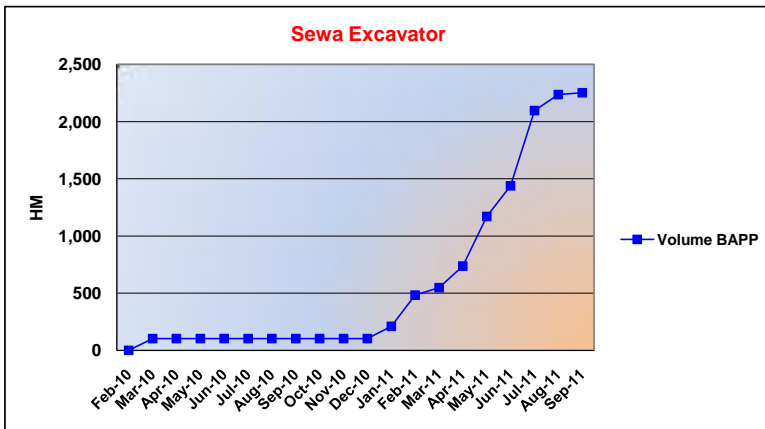
Bulan	Hasil per Bulan	Kumulatif
Feb-10	-	-
Mar-10	1.00	1.00
Apr-10	-	1.00
May-10	-	1.00
Jun-10	-	1.00
Jul-10	-	1.00
Aug-10	-	1.00
Sep-10	-	1.00
Oct-10	-	1.00
Nov-10	-	1.00
Dec-10	-	1.00
Jan-11	-	1.00
Feb-11	1.00	2.00
Mar-11	-	2.00
Apr-11	-	2.00
May-11	1.00	3.00
Jun-11	-	3.00
Jul-11	-	3.00
Aug-11	-	3.00
Sep-11	1.00	4.00
	4.00	

Jenis Pekerjaan	Unit	Vol SPK	Realisasi	%
Jembatan Kayu 5-10 M	Unit	-	-	0.00%



Bulan	Hasil per Bulan	Kumulatif
Feb-10	-	-
Mar-10	-	-
Apr-10	-	-
May-10	-	-
Jun-10	-	-
Jul-10	-	-
Aug-10	-	-
Sep-10	-	-
Oct-10	-	-
Nov-10	-	-
Dec-10	-	-
Jan-11	-	-
Feb-11	-	-
Mar-11	-	-
Apr-11	-	-
May-11	-	-
Jun-11	-	-
Jul-11	-	-
Aug-11	-	-
Sep-11	-	-

Jenis Pekerjaan	Unit	Vol SPK	Realisasi	%
Sewa Excavator	HM	-	2,251.60	0.00%



Bulan	Hasil per Bulan	Kumulatif
Feb-10	-	-
Mar-10	103.40	103.40
Apr-10	-	103.40
May-10	-	103.40
Jun-10	-	103.40
Jul-10	-	103.40
Aug-10	-	103.40
Sep-10	-	103.40
Oct-10	-	103.40
Nov-10	-	103.40
Dec-10	-	103.40
Jan-11	107.20	210.60
Feb-11	273.00	483.60
Mar-11	63.00	546.60
Apr-11	191.00	737.60
May-11	432.00	1,169.60
Jun-11	268.00	1,437.60
Jul-11	658.00	2,095.60
Aug-11	140.00	2,235.60
Sep-11	16.00	2,251.60
	2,251.60	