



PT. NUSANTARA SAWIT PERSADA

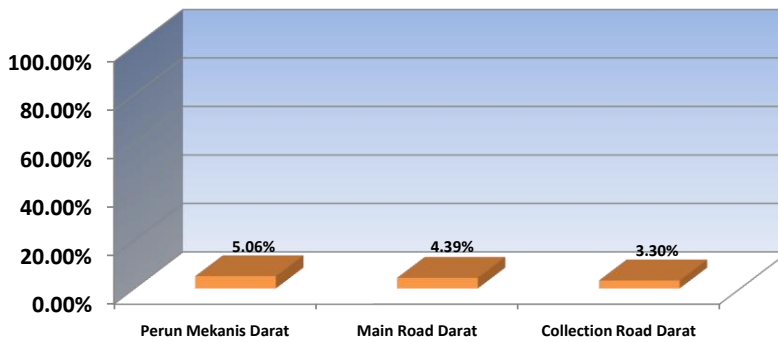
PROGRESS REPORT - Kebun Persada

KONTRAK NO :

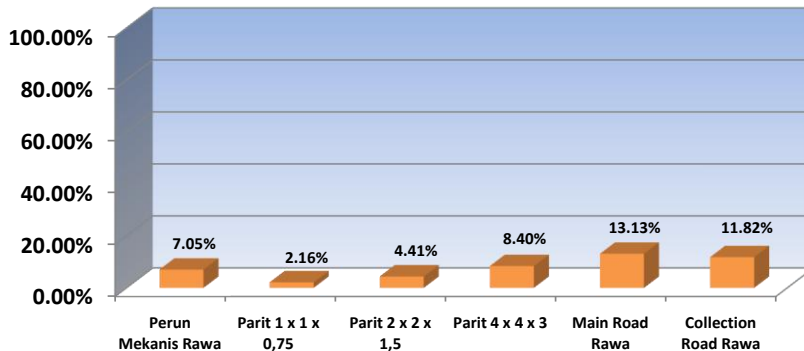
1. PRSE/JKTO/01/10/01-PL
2. PRSE/JKTO/01/10/02-SWAB

Jenis Pekerjaan	Unit	Vol SPK 1 Feb' 2010 s.d 31 Des' 2011	Realisasi			%
			AKUMULASI S.D BULAN LALU	BAPP Feb' 2011	S.D BAPP Feb' 2011	
Bulldozer						
Perun Mekanis Darat	Ha	1,800.00	29.84	61.30	91.14	5.06%
Main Road Darat	Meter	18,500.00	811.40	-	811.40	4.39%
Collection Road Darat	Meter	61,000.00	2,014.19	-	2,014.19	3.30%
Sewa Bulldozer	HM	-	464.50	215.00	679.50	
Excavator						
Perun Mekanis Rawa	Ha	4,200.00	151.53	144.75	296.28	7.05%
Parit 1 x 1 x 0,75	Meter	1,400,000.00	30,245.00	-	30,245.00	2.16%
Parit 2 x 2 x 1,5	Meter	140,000.00	5,201.82	967.14	6,168.96	4.41%
Parit 4 x 4 x 3	Meter	42,000.00	2,073.45	1,453.89	3,527.34	8.40%
Main Road Rawa	Meter	42,000.00	4,547.02	967.10	5,514.12	13.13%
Collection Road Rawa	Meter	141,000.00	12,696.10	3,972.70	16,668.80	11.82%
Gorong-gorong 1 M	Unit	-	-	4.00	4.00	
Jembatan Kayu 2 M	Unit	-	-	4.00	4.00	
Jembatan Kayu 4 M	Unit	-	1.00	1.00	2.00	
Jembatan Kayu 5-10 M	Unit	-	-	-	-	
Sewa Excavator	HM	-	210.60	273.00	483.60	

Pekerjaan Bulldozer



Pekerjaan Excavator

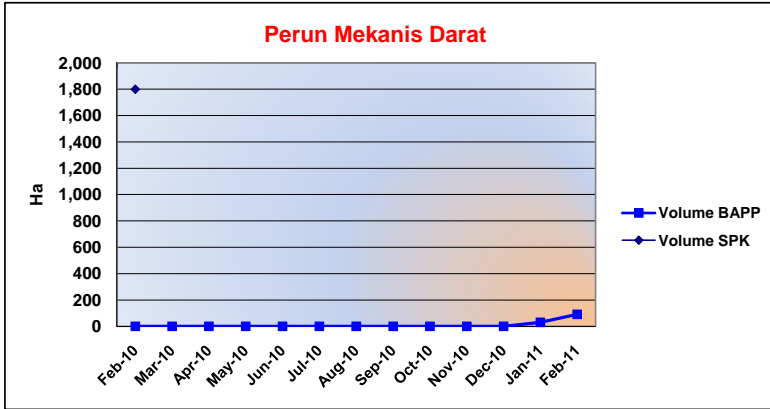




PROGRESS REPORT - Kebun Persada

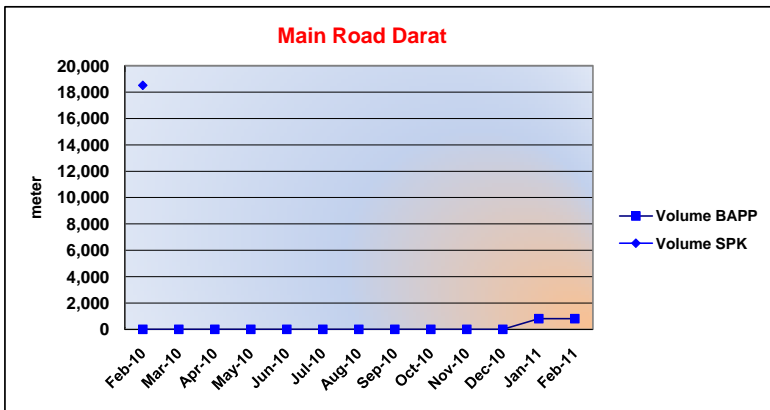
Chart & Detail Per Month

Jenis Pekerjaan	Unit	Vol SPK	Realisasi	%
Perun Mekanis Darat	Ha	1,800.00	91.14	5.06%



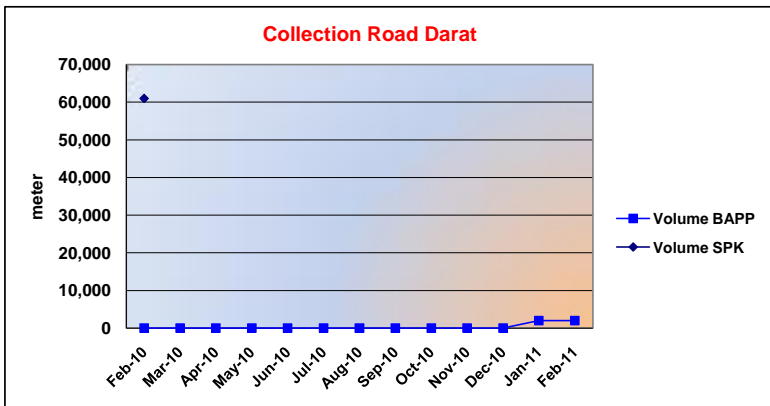
Bulan	Hasil per Bulan	Kumulatif
Feb-10	-	-
Mar-10	-	-
Apr-10	-	-
May-10	-	-
Jun-10	-	-
Jul-10	-	-
Aug-10	-	-
Sep-10	-	-
Oct-10	-	-
Nov-10	-	-
Dec-10	-	-
Jan-11	29.84	29.84
Feb-11	61.30	91.14
	91.14	

Jenis Pekerjaan	Unit	Vol SPK	Realisasi	%
Main Road Darat	Meter	18,500.00	811.40	4.39%



Bulan	Hasil per Bulan	Kumulatif
Feb-10	-	-
Mar-10	-	-
Apr-10	-	-
May-10	-	-
Jun-10	-	-
Jul-10	-	-
Aug-10	-	-
Sep-10	-	-
Oct-10	-	-
Nov-10	-	-
Dec-10	-	-
Jan-11	811.40	811.40
Feb-11	-	811.40
	811.40	

Jenis Pekerjaan	Unit	Vol SPK	Realisasi	%
Collection Road Darat	Meter	61,000.00	2,014.19	3.30%



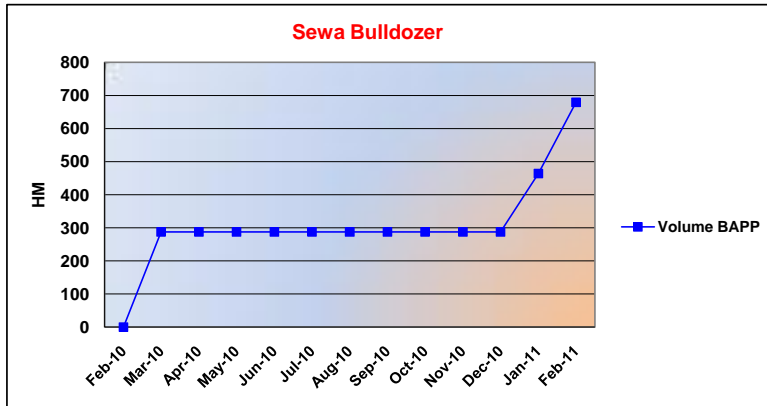
Bulan	Hasil per Bulan	Kumulatif
Feb-10	-	-
Mar-10	-	-
Apr-10	-	-
May-10	-	-
Jun-10	-	-
Jul-10	-	-
Aug-10	-	-
Sep-10	-	-
Oct-10	-	-
Nov-10	-	-
Dec-10	-	-
Jan-11	2,014.190	2,014.190
Feb-11	-	2,014.190
	2,014.190	



PT. NUSANTARA SAWIT PERSADA

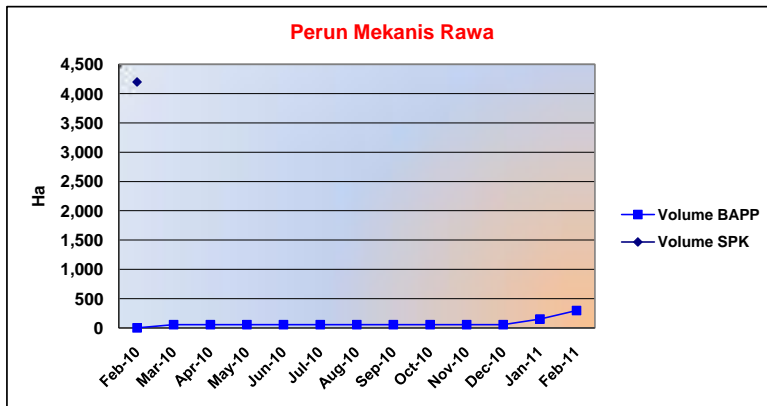
PROGRESS REPORT - Kebun Persada

Jenis Pekerjaan	Unit	Vol SPK	Realisasi	%
Sewa Bulldozer	HM	-	679.50	0.00%



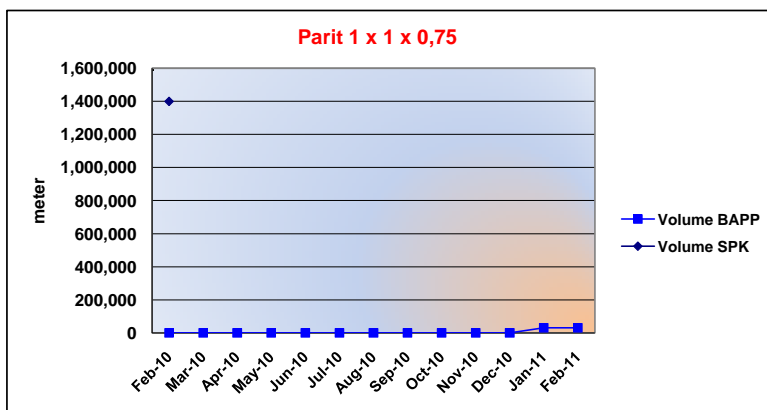
Bulan	Hasil per Bulan	Kumulatif
Feb-10	-	-
Mar-10	288.00	288.00
Apr-10	-	288.00
May-10	-	288.00
Jun-10	-	288.00
Jul-10	-	288.00
Aug-10	-	288.00
Sep-10	-	288.00
Oct-10	-	288.00
Nov-10	-	288.00
Dec-10	-	288.00
Jan-11	176.50	464.50
Feb-11	215.00	679.50
	679.500	

Jenis Pekerjaan	Unit	Vol SPK	Realisasi	%
Perun Mekanis Rawa	Ha	4,200.00	296.28	7.05%



Bulan	Hasil per Bulan	Kumulatif
Feb-10	-	-
Mar-10	55.73	55.73
Apr-10	-	55.73
May-10	-	55.73
Jun-10	-	55.73
Jul-10	-	55.73
Aug-10	-	55.73
Sep-10	-	55.73
Oct-10	-	55.73
Nov-10	-	55.73
Dec-10	-	55.73
Jan-11	95.80	151.53
Feb-11	144.75	296.28
	296.28	

Jenis Pekerjaan	Unit	Vol SPK	Realisasi	%
Parit 1 x 1 x 0,75	Meter	1,400,000.00	30,245.00	2.16%



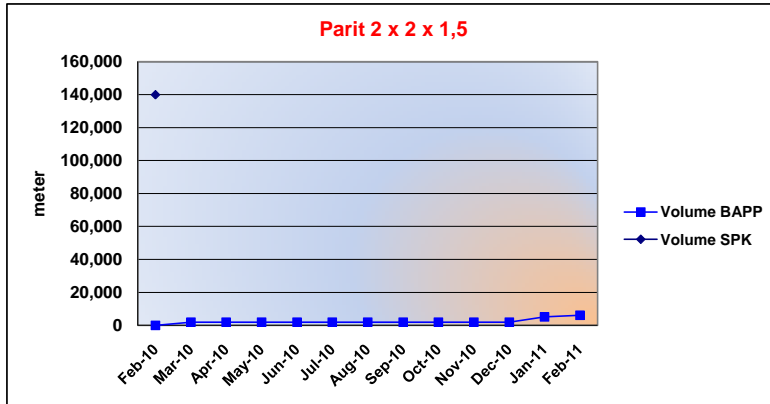
Bulan	Hasil per Bulan	Kumulatif
Feb-10	-	-
Mar-10	-	-
Apr-10	-	-
May-10	-	-
Jun-10	-	-
Jul-10	-	-
Aug-10	-	-
Sep-10	-	-
Oct-10	-	-
Nov-10	-	-
Dec-10	-	-
Jan-11	30,245.00	30,245.00
Feb-11	-	30,245.00
	30,245.00	



PT. NUSANTARA SAWIT PERSADA

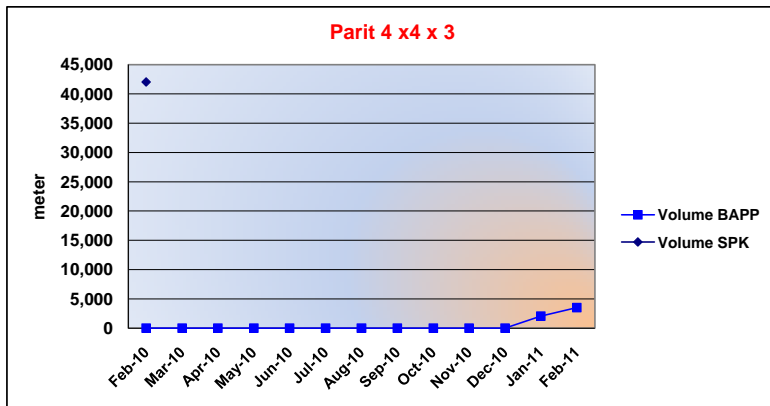
PROGRESS REPORT - Kebun Persada

Jenis Pekerjaan	Unit	Vol SPK	Realisasi	%
Parit 2 x 2 x 1,5	Meter	140,000.00	6,168.96	4.41%



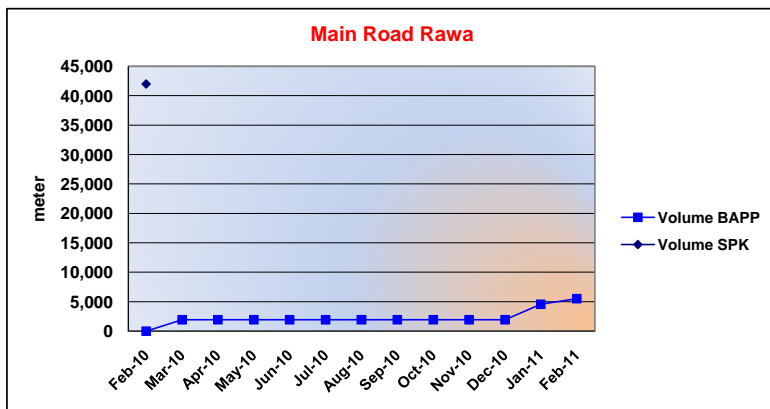
Bulan	Hasil per Bulan	Kumulatif
Feb-10	-	-
Mar-10	1,931.31	1,931.31
Apr-10	-	1,931.31
May-10	-	1,931.31
Jun-10	-	1,931.31
Jul-10	-	1,931.31
Aug-10	-	1,931.31
Sep-10	-	1,931.31
Oct-10	-	1,931.31
Nov-10	-	1,931.31
Dec-10	-	1,931.31
Jan-11	3,270.51	5,201.82
Feb-11	967.14	6,168.96
	6,168.96	

Jenis Pekerjaan	Unit	Vol SPK	Realisasi	%
Parit 4 x 4 x 3	Meter	42,000.00	3,527.34	8.40%



Bulan	Hasil per Bulan	Kumulatif
Feb-10	-	-
Mar-10	-	-
Apr-10	-	-
May-10	-	-
Jun-10	-	-
Jul-10	-	-
Aug-10	-	-
Sep-10	-	-
Oct-10	-	-
Nov-10	-	-
Dec-10	-	-
Jan-11	2,073.45	2,073.45
Feb-11	1,453.89	3,527.34
	3,527.34	

Jenis Pekerjaan	Unit	Vol SPK	Realisasi	%
Main Road Rawa	Meter	42,000.00	5,514.12	13.13%



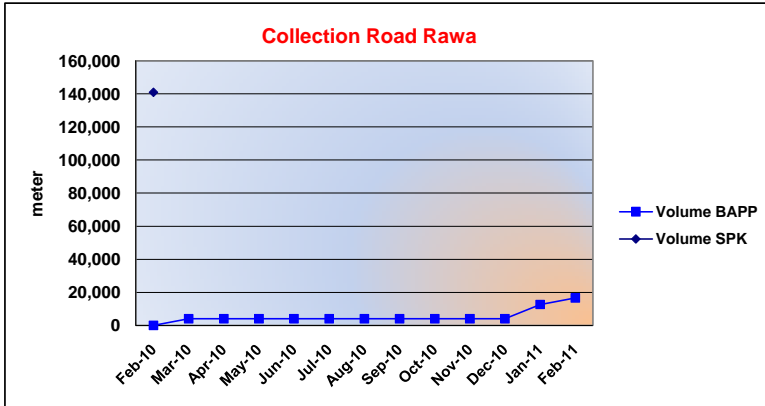
Bulan	Hasil per Bulan	Kumulatif
Feb-10	-	-
Mar-10	1,931.31	1,931.31
Apr-10	-	1,931.31
May-10	-	1,931.31
Jun-10	-	1,931.31
Jul-10	-	1,931.31
Aug-10	-	1,931.31
Sep-10	-	1,931.31
Oct-10	-	1,931.31
Nov-10	-	1,931.31
Dec-10	-	1,931.31
Jan-11	2,615.71	4,547.02
Feb-11	967.10	5,514.12
	5,514.12	



PT. NUSANTARA SAWIT PERSADA

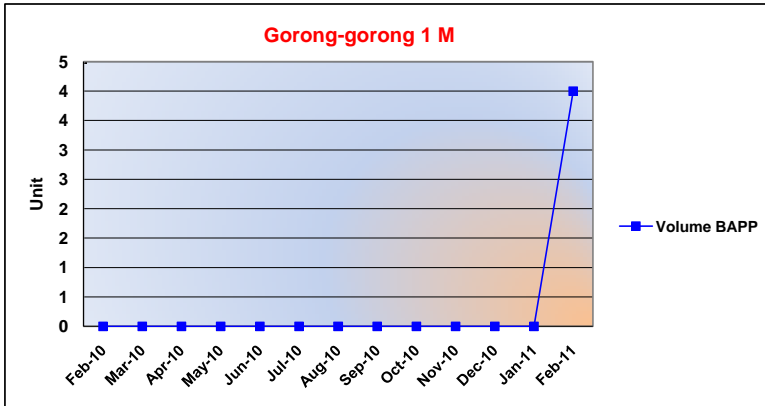
PROGRESS REPORT - Kebun Persada

Jenis Pekerjaan	Unit	Vol SPK	Realisasi	%
Collection Road Rawa	Meter	141,000.00	16,668.80	11.82%



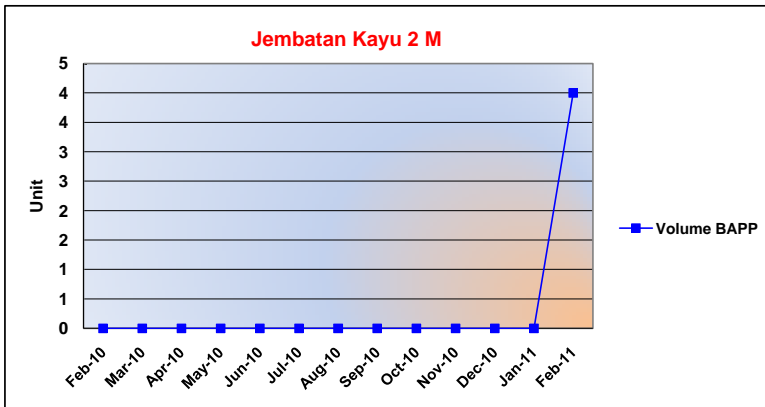
Bulan	Hasil per Bulan	Kumulatif
Feb-10	-	-
Mar-10	4,075.79	4,075.79
Apr-10	-	4,075.79
May-10	-	4,075.79
Jun-10	-	4,075.79
Jul-10	-	4,075.79
Aug-10	-	4,075.79
Sep-10	-	4,075.79
Oct-10	-	4,075.79
Nov-10	-	4,075.79
Dec-10	-	4,075.79
Jan-11	8,620.31	12,696.10
Feb-11	3,972.70	16,668.80
	16,668.80	

Jenis Pekerjaan	Unit	Vol SPK	Realisasi	%
Gorong-gorong 1 M	Unit	-	4.00	0.00%



Bulan	Hasil per Bulan	Kumulatif
Feb-10	-	-
Mar-10	-	-
Apr-10	-	-
May-10	-	-
Jun-10	-	-
Jul-10	-	-
Aug-10	-	-
Sep-10	-	-
Oct-10	-	-
Nov-10	-	-
Dec-10	-	-
Jan-11	-	-
Feb-11	4.00	4.00
	4.00	

Jenis Pekerjaan	Unit	Vol SPK	Realisasi	%
Jembatan Kayu 2 M	Unit	-	4.0	0.00%



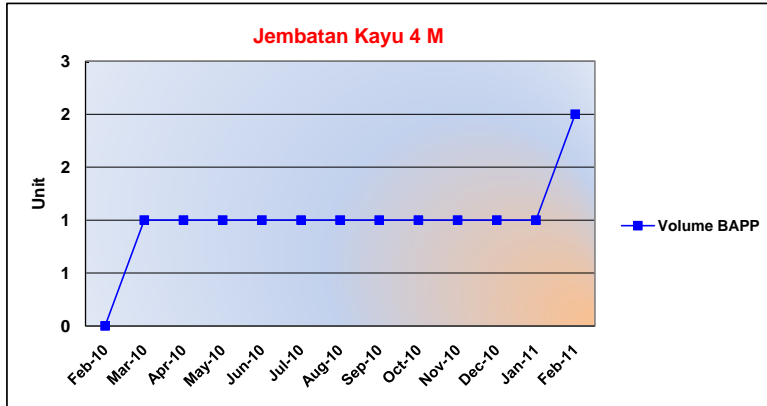
Bulan	Hasil per Bulan	Kumulatif
Feb-10	-	-
Mar-10	-	-
Apr-10	-	-
May-10	-	-
Jun-10	-	-
Jul-10	-	-
Aug-10	-	-
Sep-10	-	-
Oct-10	-	-
Nov-10	-	-
Dec-10	-	-
Jan-11	-	-
Feb-11	4.00	4.00
	4.00	



PT. NUSANTARA SAWIT PERSADA

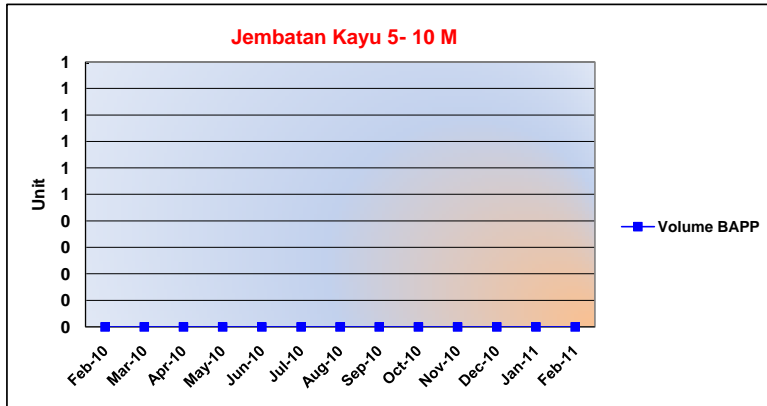
PROGRESS REPORT - Kebun Persada

Jenis Pekerjaan	Unit	Vol SPK	Realisasi	%
Jembatan Kayu 4 M	Unit	-	2.00	0.00%



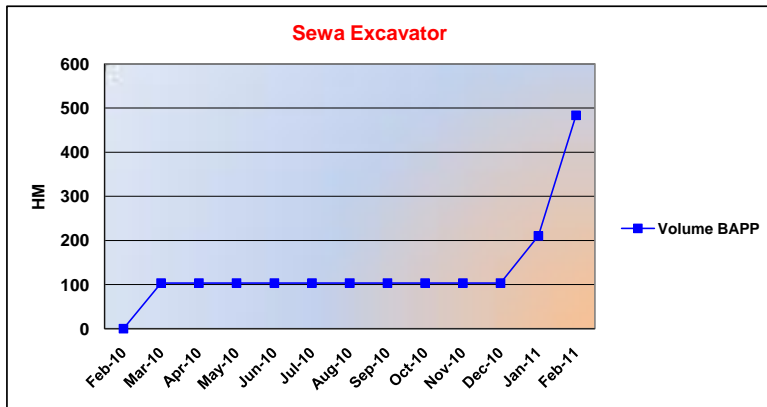
Bulan	Hasil per Bulan	Kumulatif
Feb-10	-	-
Mar-10	1.00	1.00
Apr-10	-	1.00
May-10	-	1.00
Jun-10	-	1.00
Jul-10	-	1.00
Aug-10	-	1.00
Sep-10	-	1.00
Oct-10	-	1.00
Nov-10	-	1.00
Dec-10	-	1.00
Jan-11	-	1.00
Feb-11	1.00	2.00
	2.00	

Jenis Pekerjaan	Unit	Vol SPK	Realisasi	%
Jembatan Kayu 5-10 M	Unit	-	-	0.00%



Bulan	Hasil per Bulan	Kumulatif
Feb-10	-	-
Mar-10	-	-
Apr-10	-	-
May-10	-	-
Jun-10	-	-
Jul-10	-	-
Aug-10	-	-
Sep-10	-	-
Oct-10	-	-
Nov-10	-	-
Dec-10	-	-
Jan-11	-	-
Feb-11	-	-
	-	-

Jenis Pekerjaan	Unit	Vol SPK	Realisasi	%
Sewa Excavator	HM	-	483.60	0.00%



Bulan	Hasil per Bulan	Kumulatif
Feb-10	-	-
Mar-10	103.40	103.40
Apr-10	-	103.40
May-10	-	103.40
Jun-10	-	103.40
Jul-10	-	103.40
Aug-10	-	103.40
Sep-10	-	103.40
Oct-10	-	103.40
Nov-10	-	103.40
Dec-10	-	103.40
Jan-11	107.20	210.60
Feb-11	273.00	483.60
	483.60	