



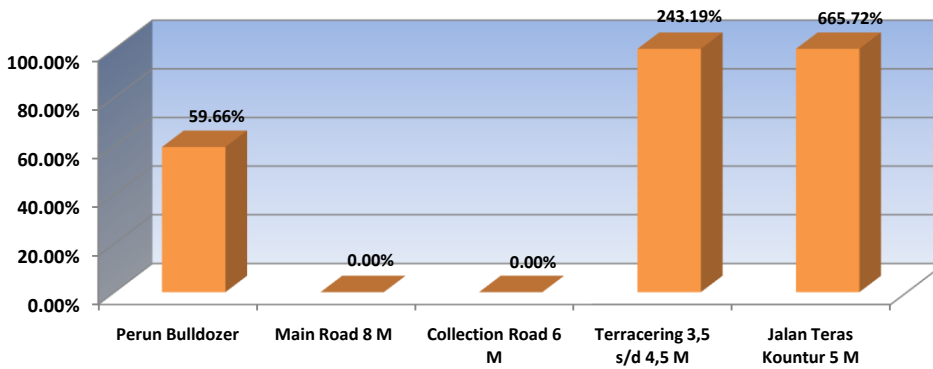
PT. INDONESIA PLANTATION SINERGY

CLAIM SUMMARY - Bual Bual Estate

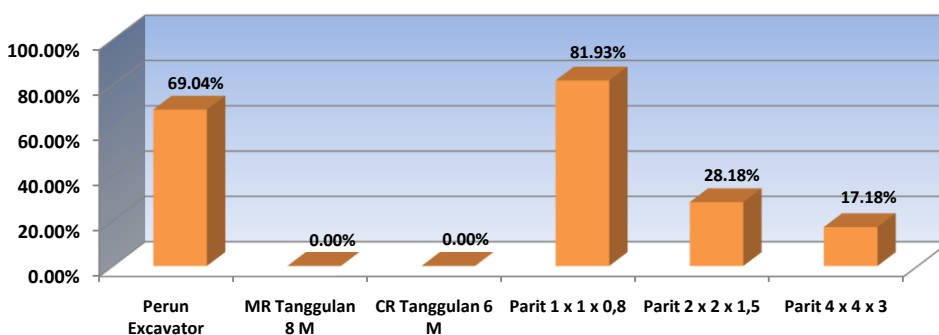
Contract No. :
1. IPS/CR/005/07/09

Type of Work	Unit	SPK Vol	July 2009 - April 2010 Claim	May Claim	Total Claimed (July 2009 - May 2010)	%
Bulldozer						
Perun Bulldozer	Ha	2,250.00	1,187.39	155.04	1,342.43	59.66%
Main Road 9 M	Meter	-	-	-	-	-
Main Road 8 M	Meter	22,500.00	-	-	-	0.00%
Collection Road 7 M	Meter	-	17,464.00	988.00	18,452.00	-
Collection Road 6 M	Meter	74,500.00	-	-	-	0.00%
Collection Road 5 M	Meter	-	39,343.00	-	39,343.00	-
Terracering 3,5 s/d 4,5 M	Meter	310,500.00	675,585.00	79,530.00	755,115.00	243.19%
Jalan Teras Kountur 7 M	Meter	-	-	-	-	-
Jalan Teras Kountur 5 M	Meter	27,000.00	152,330.60	27,415.00	179,745.60	665.72%
Sewa Buldozer	HM	-	1,693.64	106.70	1,800.34	-
Excavator						
Perun Excavator	Ha	750.00	516.20	1.63	517.83	69.04%
MR Tanggulan 9 M	Meter	-	-	-	-	-
MR Tanggulan 8 M	Meter	7,500.00	-	-	-	0.00%
CR Tanggulan 7 M	Meter	-	3,534.00	47.00	3,581.00	-
CR Tanggulan 6 M	Meter	24,750.00	-	-	-	0.00%
CR Tanggulan 5 M	Meter	-	11,449.00	-	11,449.00	-
Parit 1 x 1 x 0,8	Meter	150,000.00	114,270.00	8,626.00	122,896.00	81.93%
Parit 2 x 2 x 1,5	Meter	75,000.00	20,985.00	147.00	21,132.00	28.18%
Parit 4 x 4 x 3	Meter	37,500.00	6,442.00	-	6,442.00	17.18%
Gorong-gorong	Unit	-	311.00	82.00	393.00	-
Jembatan 2 M	Unit	-	101.00	6.00	107.00	-
Jembatan 4 M	Unit	-	17.00	-	17.00	-
Jembatan 5-10 M	Unit	-	-	-	-	-
Sewa Excavator	HM	-	3,333.50	210.70	3,544.20	-
Imas Tumbang	Ha	3,000.00	1,678.37	182.68	1,861.05	62.04%

Bulldozer Work



Excavator Work



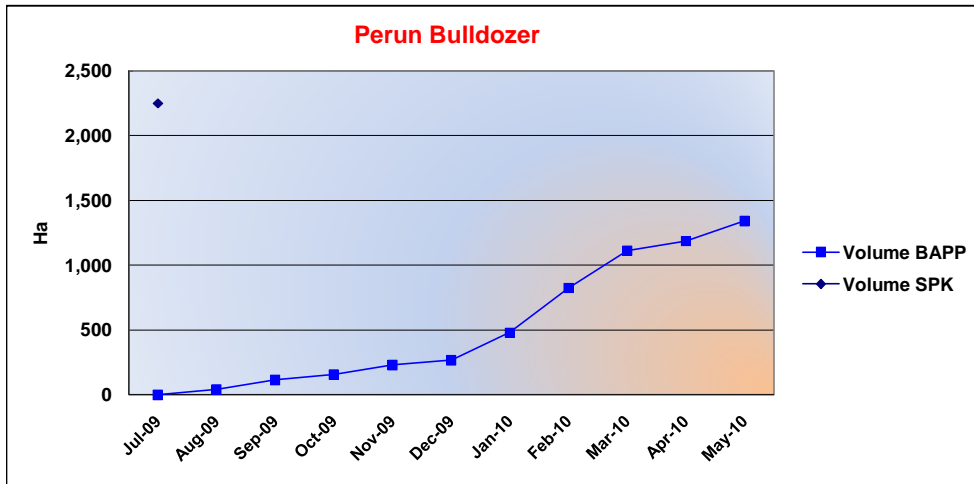


PT. INDONESIA PLANTATION SINERGY

CLAIM SUMMARY - Bual Bual Estate

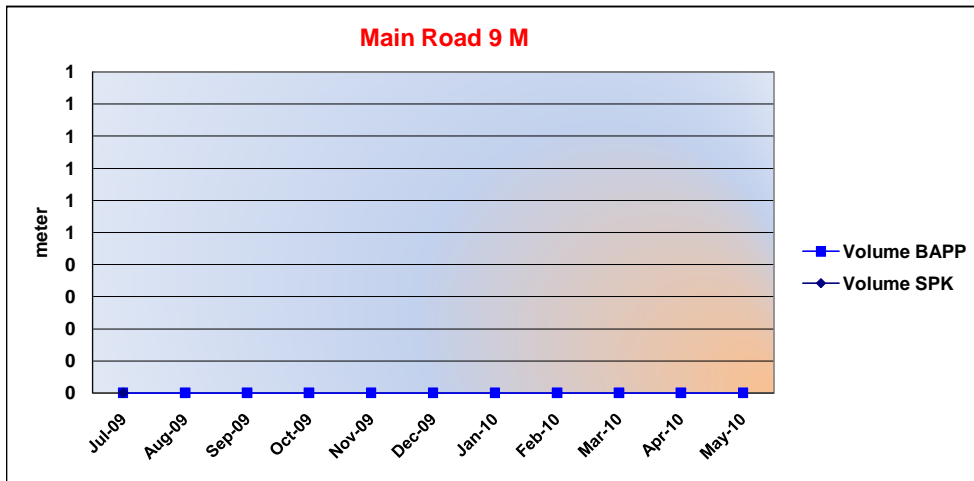
Chart & Detail Per Month

Type of Work	SPK Vol (Ha)	Progress	%
Perun Bulldozer	2,250.00	1,342.43	59.66%



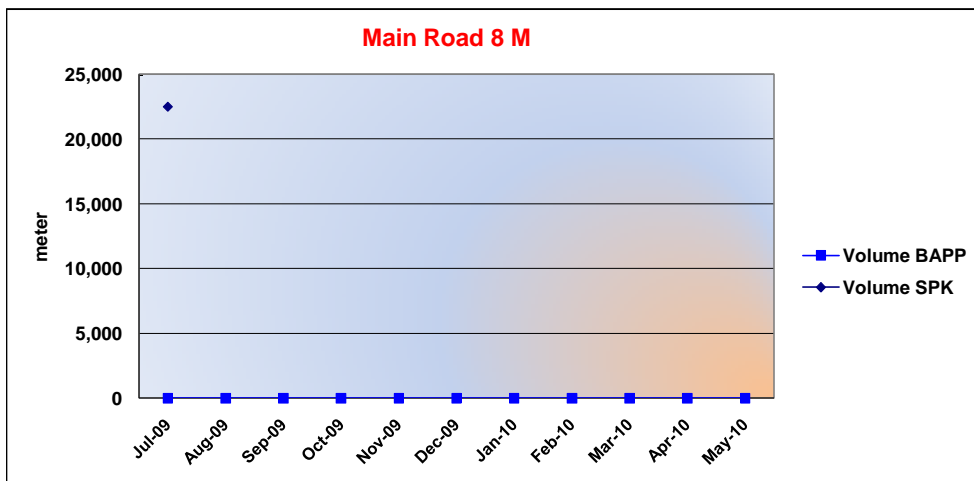
Month	Monthly Progress	Accumulated
Jul-09	-	-
Aug-09	41.82	41.82
Sep-09	74.16	115.98
Oct-09	40.82	156.80
Nov-09	75.22	232.02
Dec-09	36.53	268.55
Jan-10	211.80	480.35
Feb-10	344.79	825.14
Mar-10	287.17	1,112.31
Apr-10	75.08	1,187.39
May-10	155.04	1,342.43
	1,342.43	

Type of Work	SPK Vol (Meter)	Progress	%
Main Road 9 M	-	-	0.00%



Month	Monthly Progress	Accumulated
Jul-09	-	-
Aug-09	-	-
Sep-09	-	-
Oct-09	-	-
Nov-09	-	-
Dec-09	-	-
Jan-10	-	-
Feb-10	-	-
Mar-10	-	-
Apr-10	-	-
May-10	-	-
	-	-

Type of Work	SPK Vol (Meter)	Progress	%
Main Road 8 M	22,500.00	-	0.00%



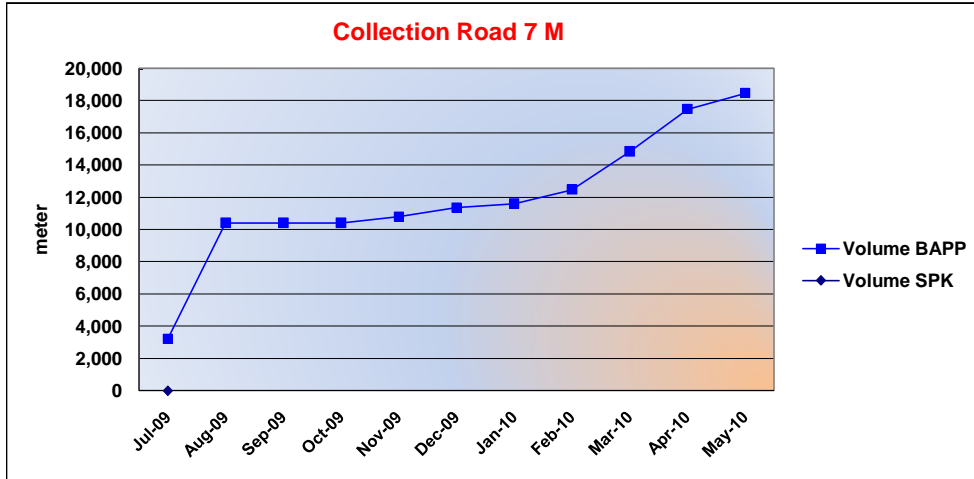
Month	Monthly Progress	Accumulated
Jul-09	-	-
Aug-09	-	-
Sep-09	-	-
Oct-09	-	-
Nov-09	-	-
Dec-09	-	-
Jan-10	-	-
Feb-10	-	-
Mar-10	-	-
Apr-10	-	-
May-10	-	-
	-	-



PT. INDONESIA PLANTATION SINERGY

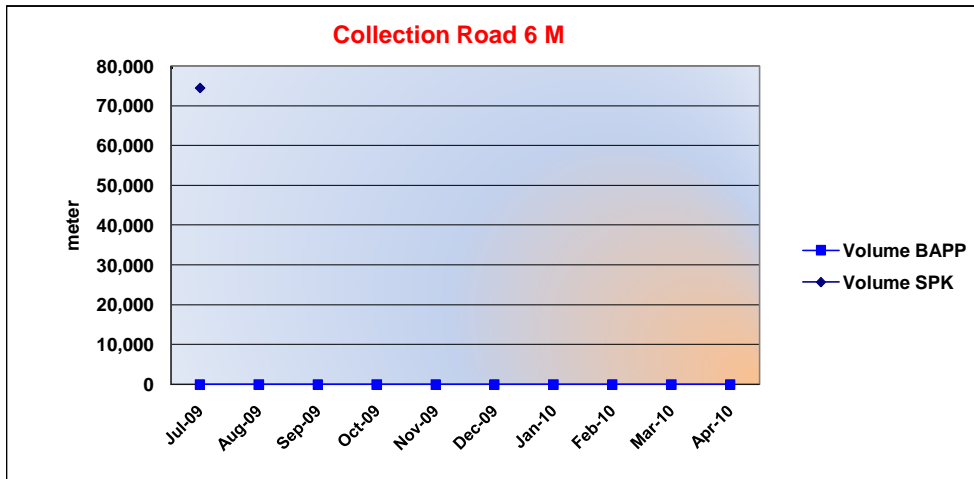
CLAIM SUMMARY - Bual Bual Estate

Type of Work	SPK Vol (Meter)	Progress	%
Collection Road 7 M	-	18,452.00	0.00%



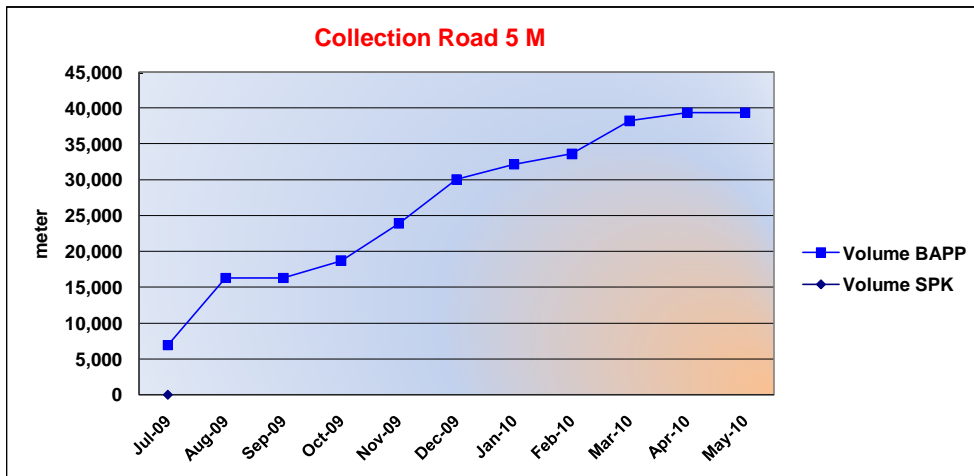
Month	Monthly Progress	Accumulated
Jul-09	3,213.00	3,213.00
Aug-09	7,189.00	10,402.00
Sep-09	-	10,402.00
Oct-09	-	10,402.00
Nov-09	386.00	10,788.00
Dec-09	560.00	11,348.00
Jan-10	247.00	11,595.00
Feb-10	869.00	12,464.00
Mar-10	2,367.00	14,831.00
Apr-10	2,633.00	17,464.00
May-10	988.00	18,452.00
	18,452.00	

Type of Work	SPK Vol (Meter)	Progress	%
Collection Road 6 M	74,500.00	-	0.00%



Month	Monthly Progress	Accumulated
Jul-09	-	-
Aug-09	-	-
Sep-09	-	-
Oct-09	-	-
Nov-09	-	-
Dec-09	-	-
Jan-10	-	-
Feb-10	-	-
Mar-10	-	-
Apr-10	-	-
May-10	-	-
	-	

Type of Work	SPK Vol (Meter)	Progress	%
Collection Road 5 M	-	39,343.00	0.00%



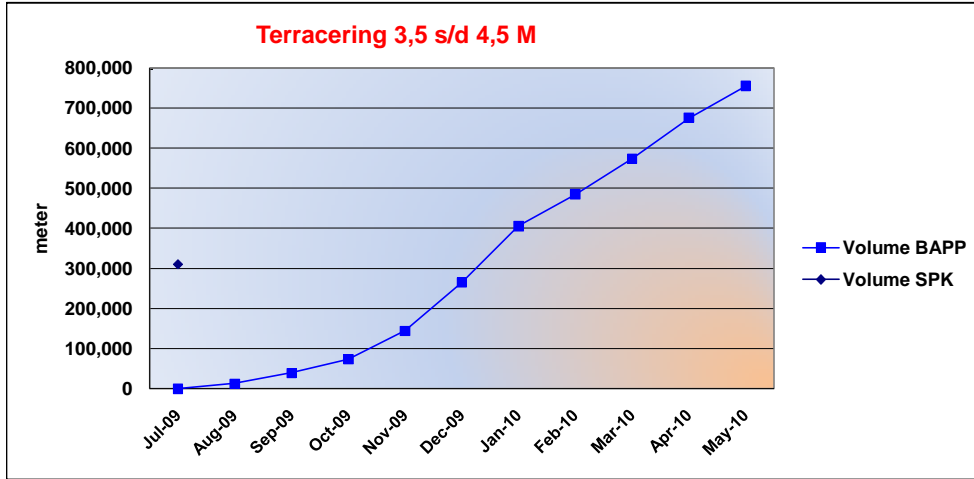
Month	Monthly Progress	Accumulated
Jul-09	6,941.00	6,941.00
Aug-09	9,342.00	16,283.00
Sep-09	-	16,283.00
Oct-09	2,437.00	18,720.00
Nov-09	5,185.00	23,905.00
Dec-09	6,126.00	30,031.00
Jan-10	2,097.00	32,128.00
Feb-10	1,472.00	33,600.00
Mar-10	4,616.00	38,216.00
Apr-10	1,127.00	39,343.00
May-10	-	39,343.00
	39,343.00	



PT. INDONESIA PLANTATION SINERGY

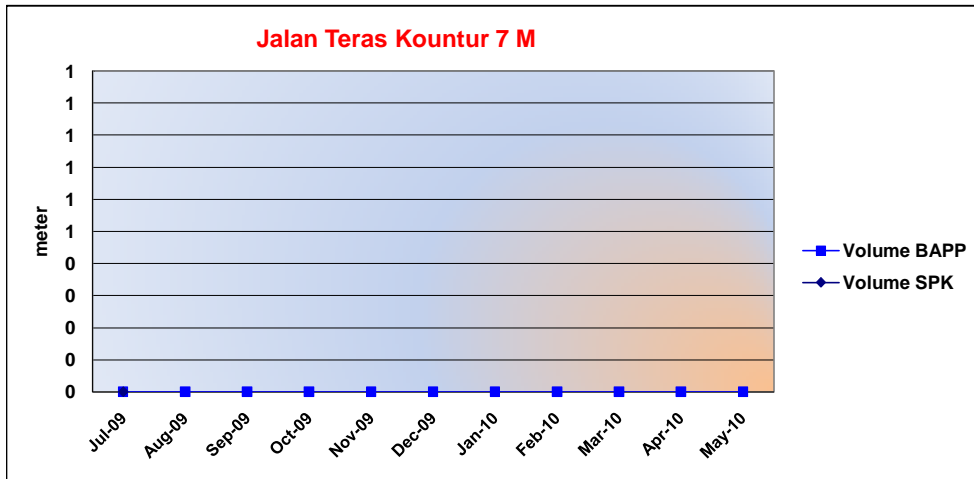
CLAIM SUMMARY - Bual Bual Estate

Type of Work	SPK Vol (Meter)	Progress	%
Terracering 3,5 s/d 4,5 M	310,500.00	755,115.00	243.19%



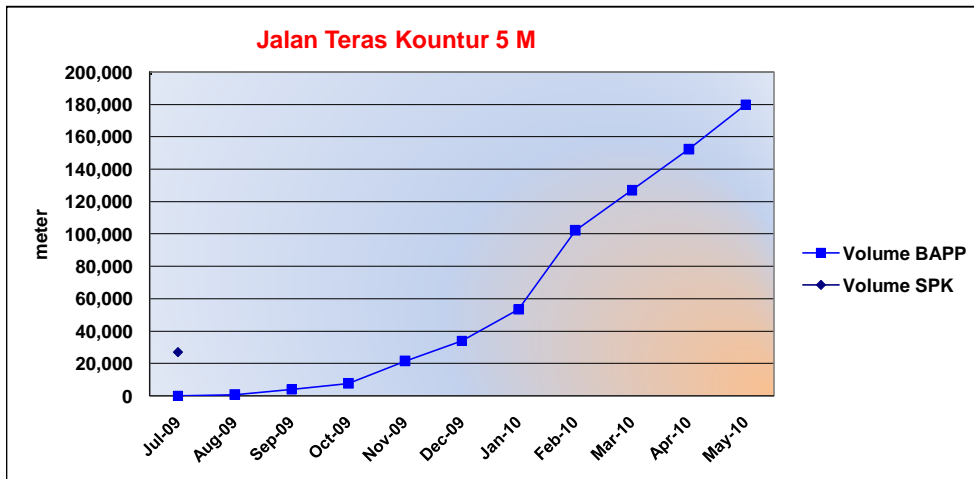
Month	Monthly Progress	Accumulated
Jul-09	-	-
Aug-09	12,928.00	12,928.00
Sep-09	26,383.00	39,311.00
Oct-09	34,568.00	73,879.00
Nov-09	70,835.00	144,714.00
Dec-09	120,561.00	265,275.00
Jan-10	140,449.00	405,724.00
Feb-10	79,159.00	484,883.00
Mar-10	88,779.00	573,662.00
Apr-10	101,923.00	675,585.00
May-10	79,530.00	755,115.00
	755,115.00	

Type of Work	SPK Vol (Meter)	Progress	%
Jalan Teras Kountur 7 M	-	-	0.00%



Month	Monthly Progress	Accumulated
Jul-09	-	-
Aug-09	-	-
Sep-09	-	-
Oct-09	-	-
Nov-09	-	-
Dec-09	-	-
Jan-10	-	-
Feb-10	-	-
Mar-10	-	-
Apr-10	-	-
May-10	-	-
	-	-

Type of Work	SPK Vol (Meter)	Progress	%
Jalan Teras Kountur 5 M	27,000.00	179,745.60	665.72%



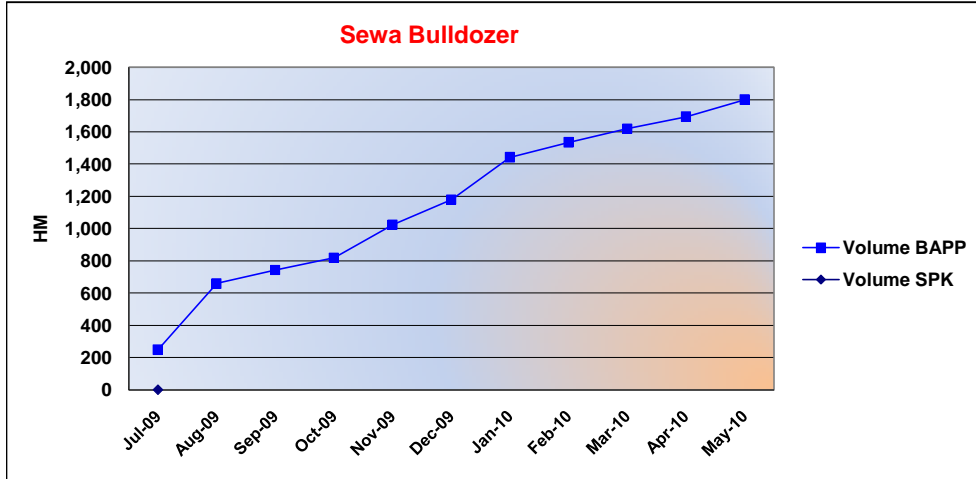
Month	Monthly Progress	Accumulated
Jul-09	-	-
Aug-09	768.00	768.00
Sep-09	3,024.00	3,792.00
Oct-09	3,895.00	7,687.00
Nov-09	13,839.00	21,526.00
Dec-09	12,265.00	33,791.00
Jan-10	19,470.60	53,261.60
Feb-10	48,911.00	102,172.60
Mar-10	24,745.00	126,917.60
Apr-10	25,413.00	152,330.60
May-10	27,415.00	179,745.60
	179,745.60	



PT. INDONESIA PLANTATION SINERGY

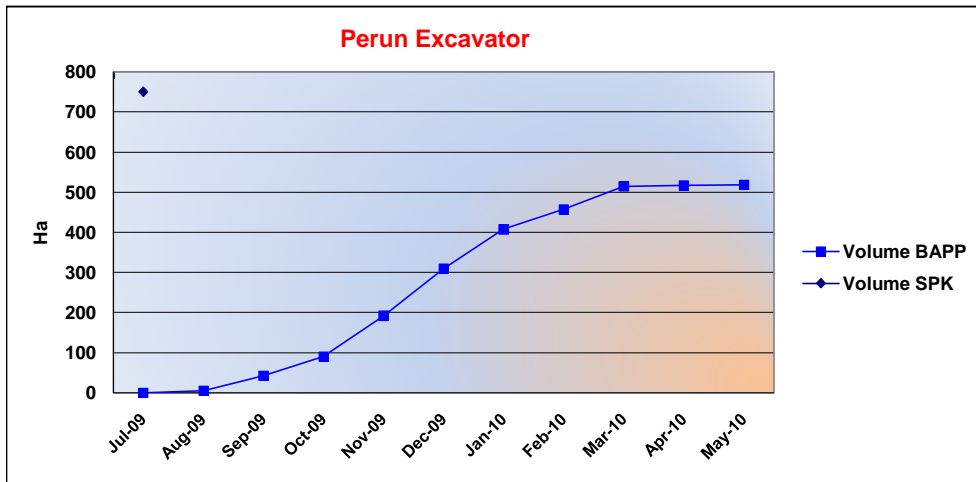
CLAIM SUMMARY - Bual Bual Estate

Type of Work	SPK Vol (HM)	Progress	%
Sewa Bulldozer	-	1,800.34	0.00%



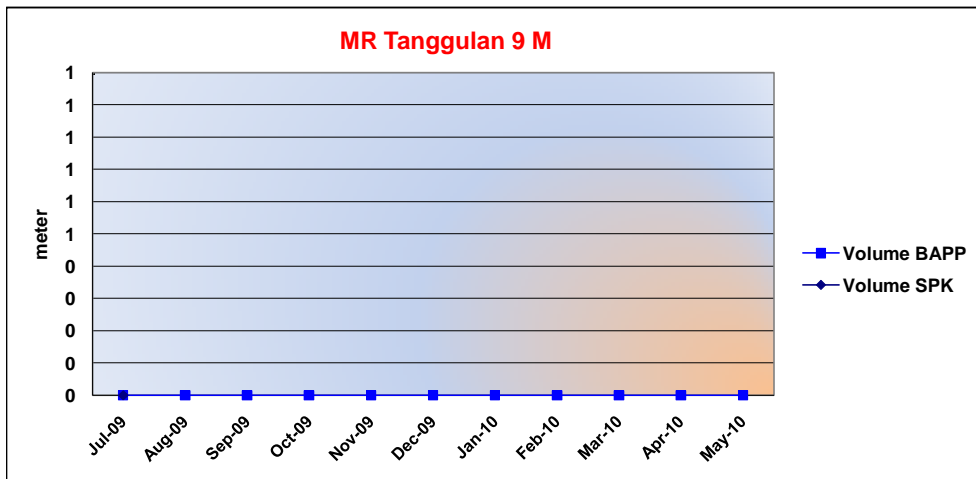
Month	Monthly Progress	Accumulated
Jul-09	249.40	249.40
Aug-09	410.04	659.44
Sep-09	84.30	743.74
Oct-09	76.40	820.14
Nov-09	204.00	1,024.14
Dec-09	155.50	1,179.64
Jan-10	262.90	1,442.54
Feb-10	93.50	1,536.04
Mar-10	83.70	1,619.74
Apr-10	73.90	1,693.64
May-10	106.70	1,800.34
	1,800.34	

Type of Work	SPK Vol (Ha)	Progress	%
Perun Excavator	750.00	517.83	69.04%



Month	Monthly Progress	Accumulated
Jul-09	-	-
Aug-09	5.20	5.20
Sep-09	37.10	42.30
Oct-09	47.89	90.19
Nov-09	101.54	191.73
Dec-09	117.53	309.26
Jan-10	98.12	407.38
Feb-10	48.76	456.14
Mar-10	57.69	513.83
Apr-10	2.37	516.20
May-10	1.63	517.83
	517.83	

Type of Work	SPK Vol (Meter)	Progress	%
MR Tanggulan 9 M	-	-	0.00%



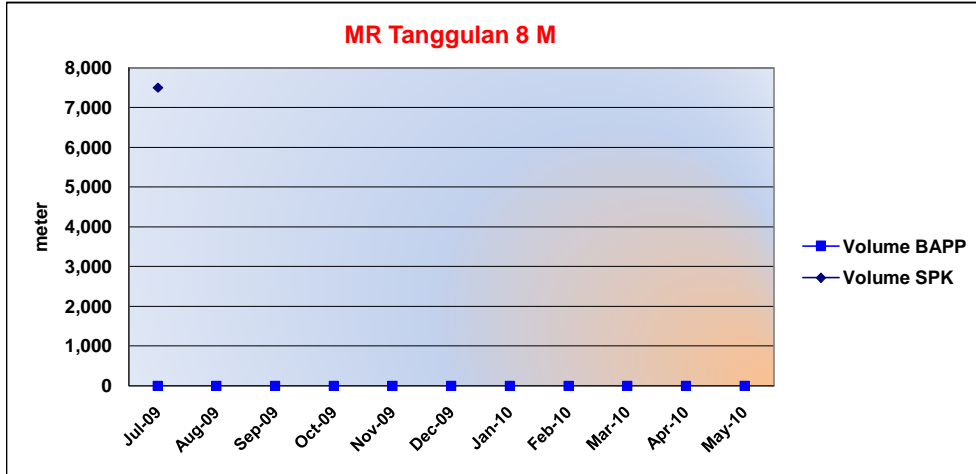
Month	Monthly Progress	Accumulated
Jul-09	-	-
Aug-09	-	-
Sep-09	-	-
Oct-09	-	-
Nov-09	-	-
Dec-09	-	-
Jan-10	-	-
Feb-10	-	-
Mar-10	-	-
Apr-10	-	-
May-10	-	-
	-	-



PT. INDONESIA PLANTATION SINERGY

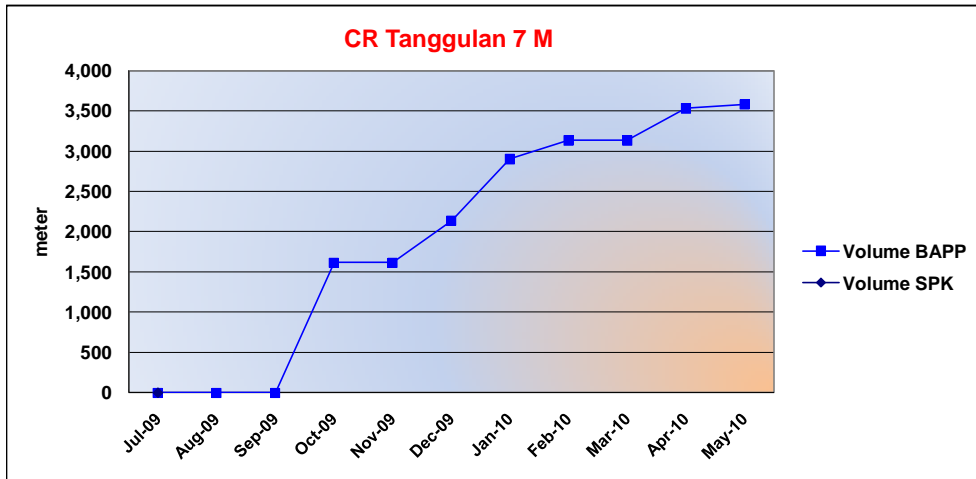
CLAIM SUMMARY - Bual Bual Estate

Type of Work	SPK Vol (Meter)	Progress	%
MR Tanggulan 8 M	7,500.00	-	0.00%



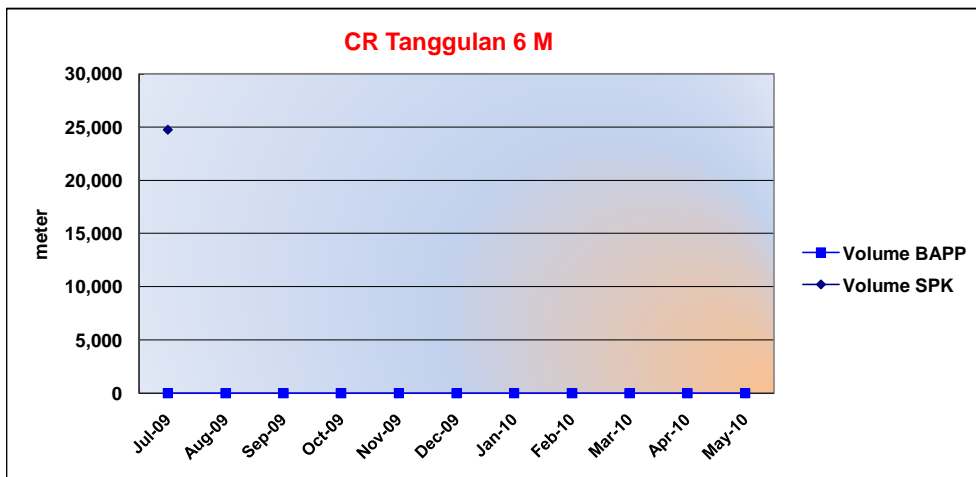
Month	Monthly Progress	Accumulated
Jul-09	-	-
Aug-09	-	-
Sep-09	-	-
Oct-09	-	-
Nov-09	-	-
Dec-09	-	-
Jan-10	-	-
Feb-10	-	-
Mar-10	-	-
Apr-10	-	-
May-10	-	-
	-	-

Type of Work	SPK Vol (Meter)	Progress	%
CR Tanggulan 7 M	-	3,581.00	0.00%



Month	Monthly Progress	Accumulated
Jul-09	-	-
Aug-09	-	-
Sep-09	-	-
Oct-09	1,616.00	1,616.00
Nov-09	-	1,616.00
Dec-09	521.00	2,137.00
Jan-10	768.00	2,905.00
Feb-10	230.00	3,135.00
Mar-10	-	3,135.00
Apr-10	399.00	3,534.00
May-10	47.00	3,581.00
	3,581.00	

Type of Work	SPK Vol (Meter)	Progress	%
CR Tanggulan 6 M	24,750.00	-	0.00%



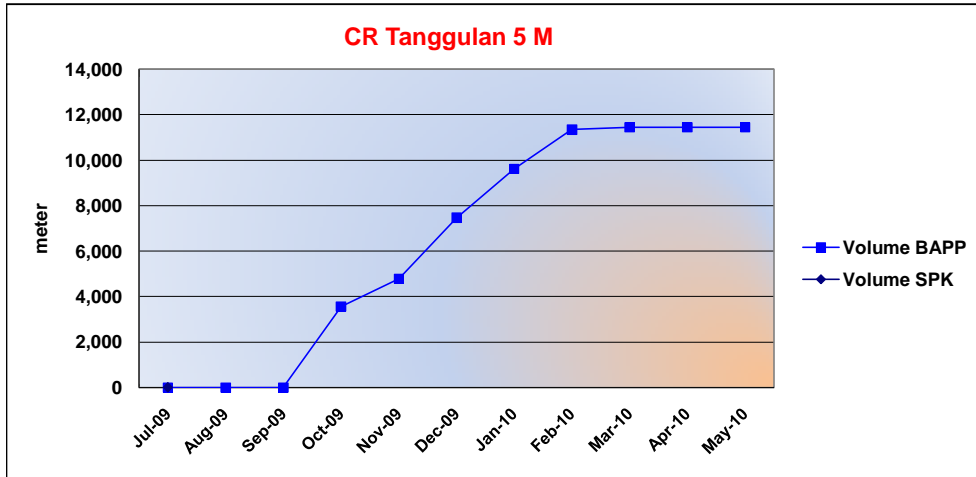
Month	Monthly Progress	Accumulated
Jul-09	-	-
Aug-09	-	-
Sep-09	-	-
Oct-09	-	-
Nov-09	-	-
Dec-09	-	-
Jan-10	-	-
Feb-10	-	-
Mar-10	-	-
Apr-10	-	-
May-10	-	-
	-	-



PT. INDONESIA PLANTATION SINERGY

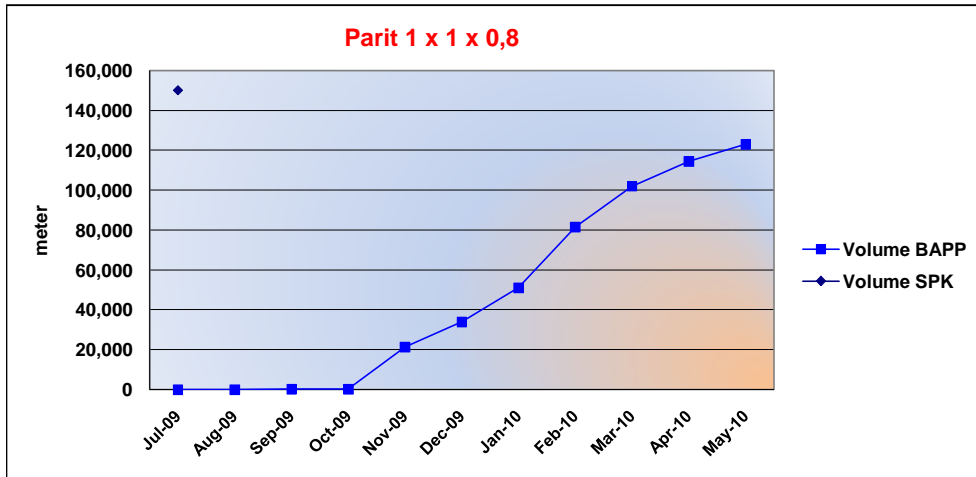
CLAIM SUMMARY - Bual Bual Estate

Type of Work	SPK Vol (Meter)	Progress	%
CR Tanggulan 5 M	-	11,449.00	0.00%



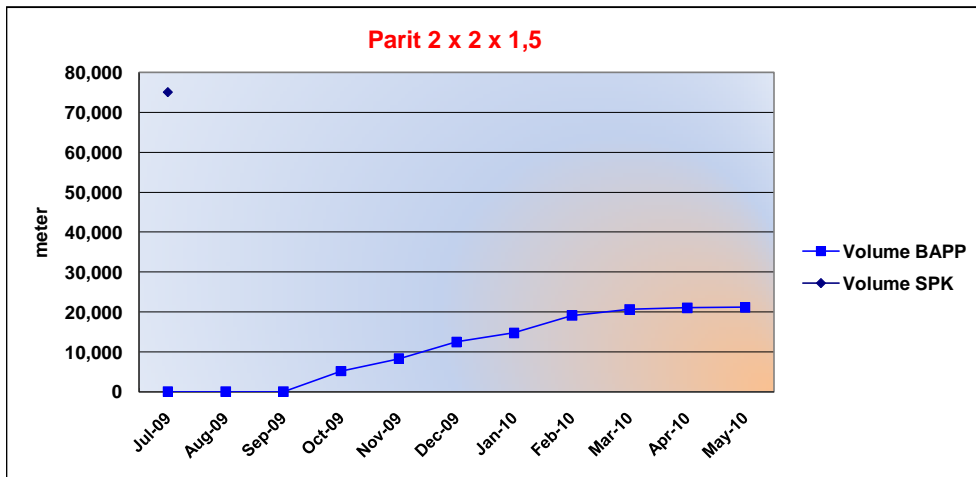
Month	Monthly Progress	Accumulated
Jul-09	-	-
Aug-09	-	-
Sep-09	-	-
Oct-09	3,564.00	3,564.00
Nov-09	1,225.00	4,789.00
Dec-09	2,680.00	7,469.00
Jan-10	2,156.00	9,625.00
Feb-10	1,723.00	11,348.00
Mar-10	101.00	11,449.00
Apr-10	-	11,449.00
May-10	-	11,449.00
	11,449.00	

Type of Work	SPK Vol (Meter)	Progress	%
Parit 1 x 1 x 0,8	150,000.00	122,896.00	81.93%



Month	Monthly Progress	Accumulated
Jul-09	-	-
Aug-09	-	-
Sep-09	293.00	293.00
Oct-09	-	293.00
Nov-09	21,094.00	21,387.00
Dec-09	12,532.00	33,919.00
Jan-10	17,100.00	51,019.00
Feb-10	30,470.00	81,489.00
Mar-10	20,383.00	101,872.00
Apr-10	12,398.00	114,270.00
May-10	8,626.00	122,896.00
	122,896.00	

Type of Work	SPK Vol (Meter)	Progress	%
Parit 2 x 2 x 1,5	75,000.00	21,132.00	28.18%



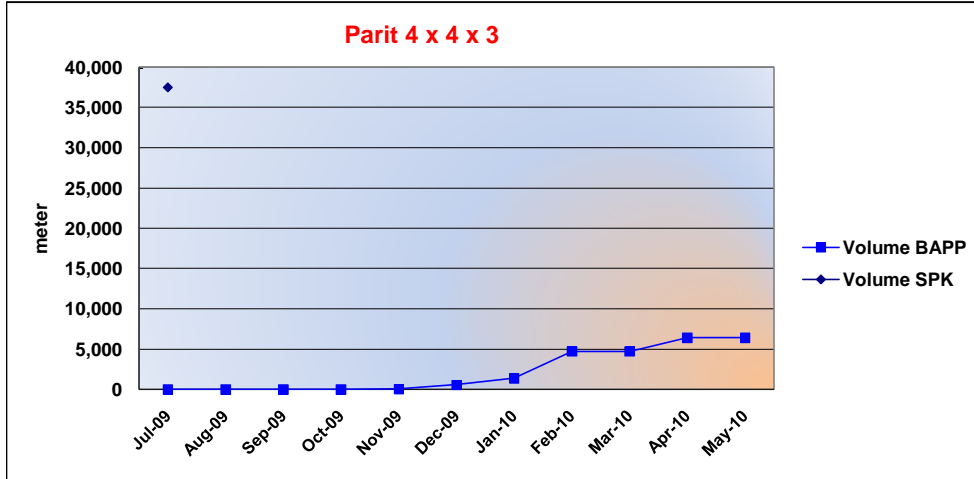
Month	Monthly Progress	Accumulated
Jul-09	-	-
Aug-09	-	-
Sep-09	-	-
Oct-09	5,147.00	5,147.00
Nov-09	3,157.00	8,304.00
Dec-09	4,145.00	12,449.00
Jan-10	2,278.00	14,727.00
Feb-10	4,339.00	19,066.00
Mar-10	1,527.00	20,593.00
Apr-10	392.00	20,985.00
May-10	147.00	21,132.00
	21,132.00	



PT. INDONESIA PLANTATION SINERGY

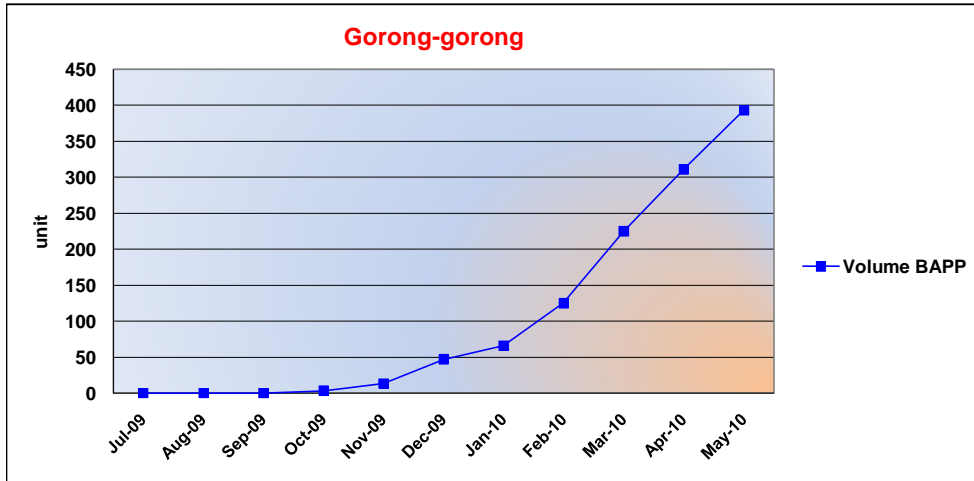
CLAIM SUMMARY - Bual Bual Estate

Type of Work	SPK Vol (Meter)	Progress	%
Parit 4 x 4 x 3	37,500.00	6,442.00	17.18%



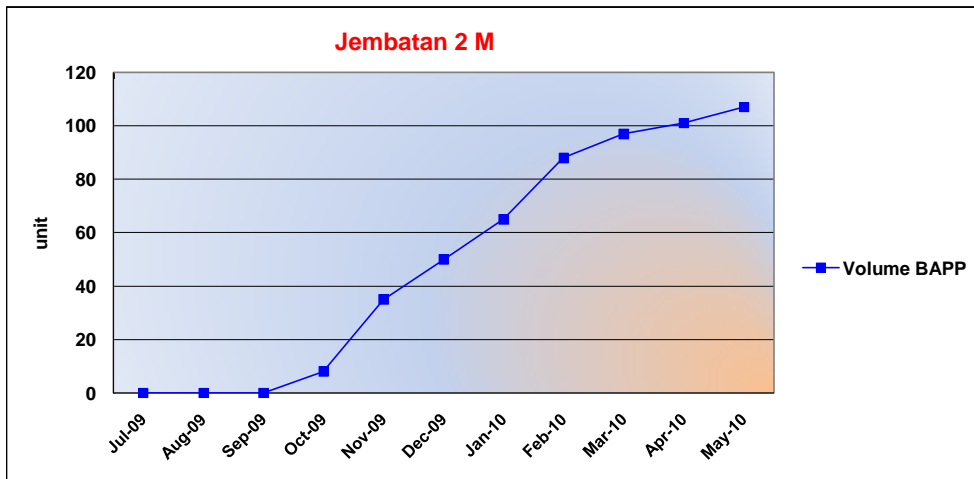
Month	Monthly Progress	Accumulated
Jul-09	-	-
Aug-09	-	-
Sep-09	-	-
Oct-09	-	-
Nov-09	61.00	61.00
Dec-09	532.00	593.00
Jan-10	820.00	1,413.00
Feb-10	3,320.00	4,733.00
Mar-10	-	4,733.00
Apr-10	1,709.00	6,442.00
May-10	-	6,442.00
	6,442.00	

Type of Work	SPK Vol (Unit)	Progress	%
Gorong-gorong	-	393.00	0.00%



Month	Monthly Progress	Accumulated
Jul-09	-	-
Aug-09	-	-
Sep-09	-	-
Oct-09	3.00	3.00
Nov-09	10.00	13.00
Dec-09	34.00	47.00
Jan-10	19.00	66.00
Feb-10	59.00	125.00
Mar-10	100.00	225.00
Apr-10	86.00	311.00
May-10	82.00	393.00
	393.00	

Type of Work	SPK Vol (Unit)	Progress	%
Jembatan 2 M	-	107.00	0.00%



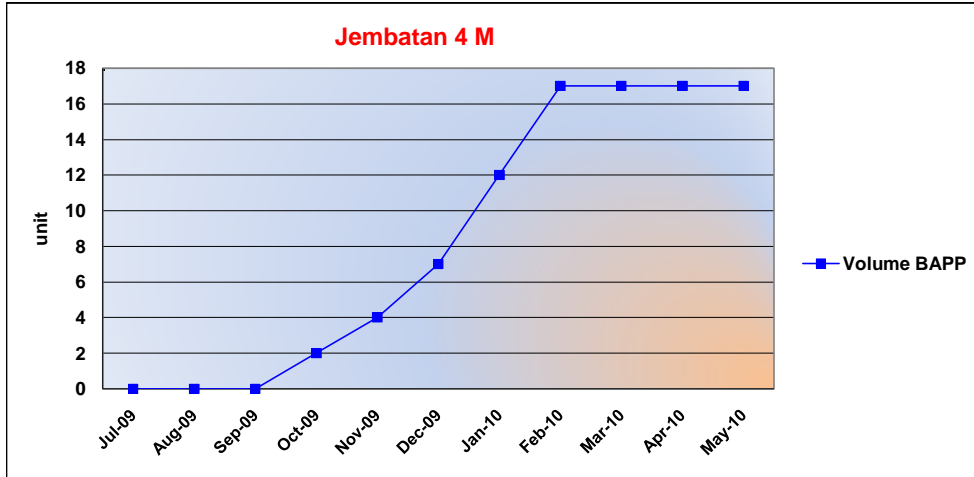
Month	Monthly Progress	Accumulated
Jul-09	-	-
Aug-09	-	-
Sep-09	-	-
Oct-09	8.00	8.00
Nov-09	27.00	35.00
Dec-09	15.00	50.00
Jan-10	15.00	65.00
Feb-10	23.00	88.00
Mar-10	9.00	97.00
Apr-10	4.00	101.00
May-10	6.00	107.00
	107.00	



PT. INDONESIA PLANTATION SINERGY

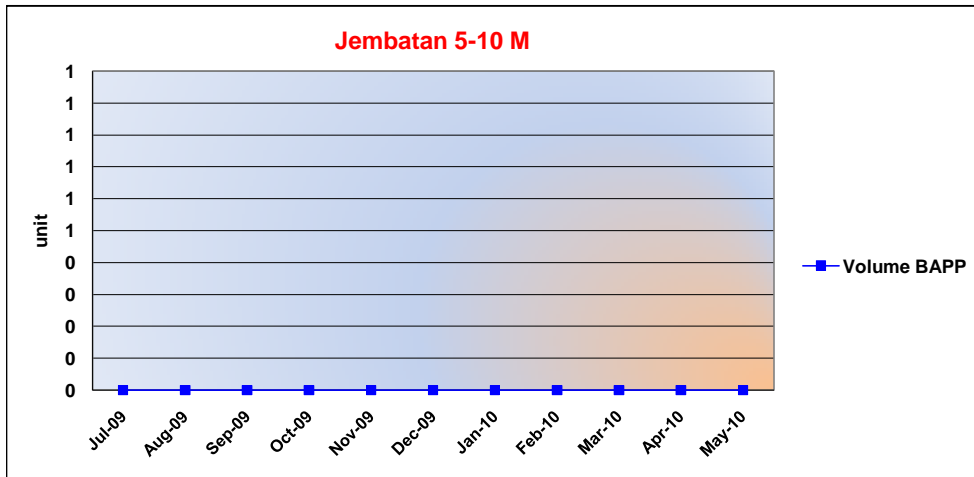
CLAIM SUMMARY - Bual Bual Estate

Type of Work	SPK Vol (Unit)	Progress	%
Jembatan 4 M	-	17.00	0.00%



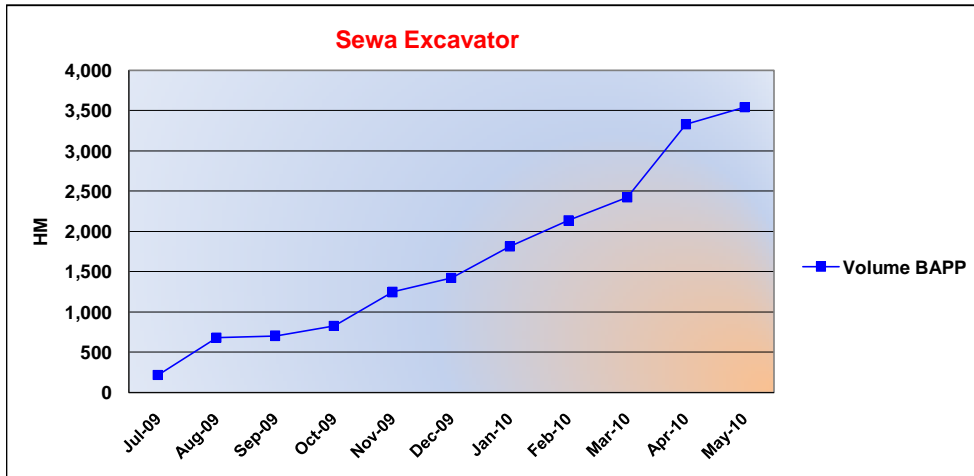
Month	Monthly Progress	Accumulated
Jul-09	-	-
Aug-09	-	-
Sep-09	-	-
Oct-09	2.00	2.00
Nov-09	2.00	4.00
Dec-09	3.00	7.00
Jan-10	5.00	12.00
Feb-10	5.00	17.00
Mar-10	-	17.00
Apr-10	-	17.00
May-10	-	17.00
	17.00	

Type of Work	SPK Vol (Unit)	Progress	%
Jembatan 5-10 M	-	-	0.00%



Month	Monthly Progress	Accumulated
Jul-09	-	-
Aug-09	-	-
Sep-09	-	-
Oct-09	-	-
Nov-09	-	-
Dec-09	-	-
Jan-10	-	-
Feb-10	-	-
Mar-10	-	-
Apr-10	-	-
May-10	-	-
	-	

Type of Work	SPK Vol (HM)	Progress	%
Sewa Excavator	-	3,544.20	0.00%



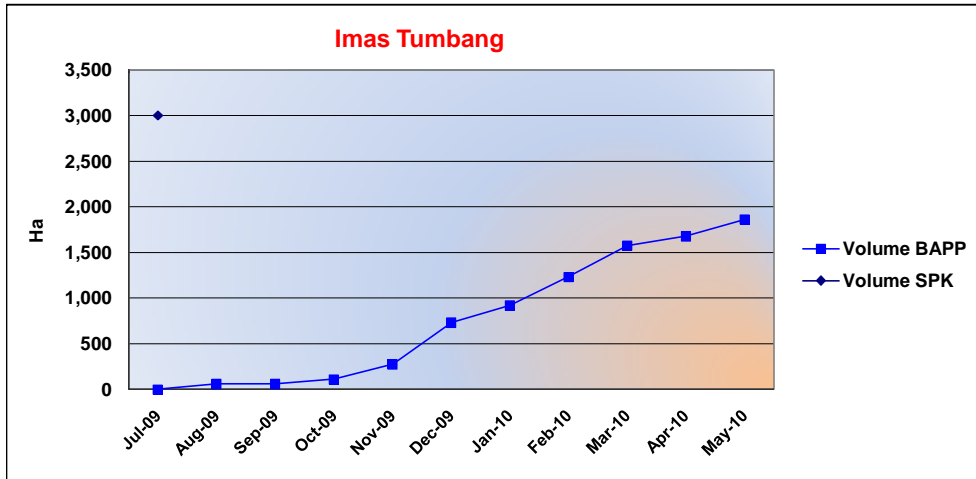
Month	Monthly Progress	Accumulated
Jul-09	218.10	218.10
Aug-09	461.80	679.90
Sep-09	24.90	704.80
Oct-09	120.70	825.50
Nov-09	423.00	1,248.50
Dec-09	176.30	1,424.80
Jan-10	391.50	1,816.30
Feb-10	320.90	2,137.20
Mar-10	289.20	2,426.40
Apr-10	907.10	3,333.50
May-10	210.70	3,544.20
	3,544.20	



PT. INDONESIA PLANTATION SINERGY

CLAIM SUMMARY - Bual Bual Estate

Type of Work	SPK Vol (Ha)	Progress	%
Imas Tumbang	3,000.00	1,861.05	62.04%



Month	Monthly Progress	Accumulated
Jul-09	-	-
Aug-09	59.75	59.75
Sep-09	-	59.75
Oct-09	49.80	109.55
Nov-09	166.16	275.71
Dec-09	456.61	732.32
Jan-10	187.50	919.82
Feb-10	312.54	1,232.36
Mar-10	344.05	1,576.41
Apr-10	101.96	1,678.37
May-10	182.68	1,861.05
	1,861.05	