



PROGRESS REPORT - Kebun Tajur Baras

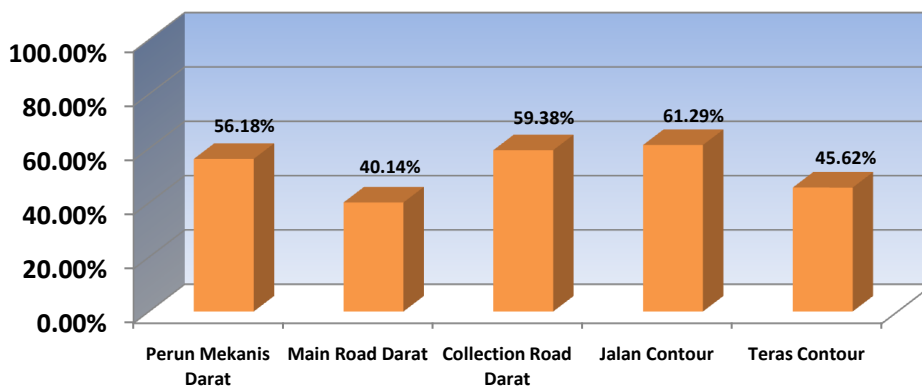
KONTRAK NO :

1. 072/TBSE/AGPL/05/2009-PL

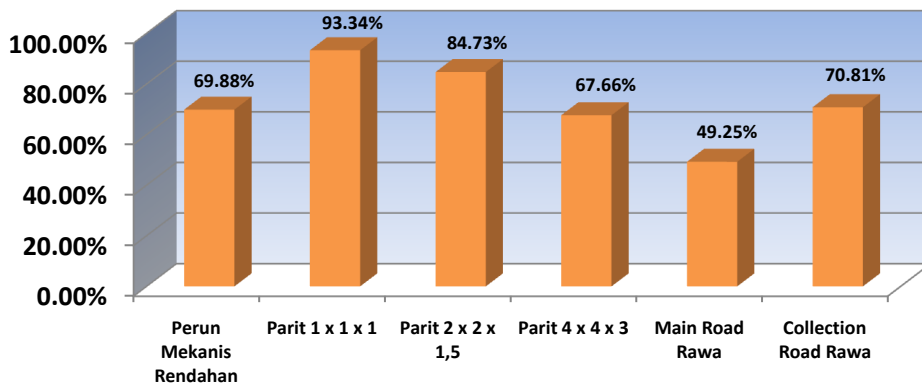
2. 071/TBSE/AGPL/05/2009-SWAB

| Jenis Pekerjaan | Unit | Vol SPK 01 Jun 2009 s.d 31 Des 2011 | Realisasi | | | % |
|------------------------|-------|--|--------------------------------|--------------------|------------------------|--------|
| | | | AKUMULASI S.D BULAN LALU | BAPP Maret 2011 | s.d BAPP Maret 2011 | |
| Bulldozer | | | | | | |
| Perun Mekanis Darat | Ha | 1,200.00 | 670.86 | 3.26 | 674.12 | 56.18% |
| Main Road Darat | Meter | 4,600.00 | 1,846.63 | - | 1,846.63 | 40.14% |
| Collection Road Darat | Meter | 20,800.00 | 11,972.31 | 378.58 | 12,350.89 | 59.38% |
| Jalan Contour | Meter | 80,900.00 | 49,347.00 | 236.60 | 49,583.60 | 61.29% |
| Teras Contour | Meter | 534,300.00 | 241,523.52 | 2,249.85 | 243,773.37 | 45.62% |
| Sewa Bulldozer | HM | - | 3,524.80 | 259.50 | 3,784.30 | |
| Excavator | | | | | | |
| Perun Mekanis Rendahan | Ha | 800.00 | 555.58 | 3.44 | 559.02 | 69.88% |
| Parit 1 x 1 x 1 | Meter | 159,800.00 | 149,157.88 | - | 149,157.88 | 93.34% |
| Parit 2 x 2 x 1,5 | Meter | 46,300.00 | 39,228.62 | - | 39,228.62 | 84.73% |
| Parit 4 x 4 x 3 | Meter | 11,800.00 | 7,984.22 | - | 7,984.22 | 67.66% |
| Main Road Rawa | Meter | 4,600.00 | 2,265.50 | - | 2,265.50 | 49.25% |
| Collection Road Rawa | Meter | 25,900.00 | 18,340.80 | - | 18,340.80 | 70.81% |
| Gorong-gorong Kayu | Unit | - | 233.00 | - | 233.00 | |
| Jembatan Kayu 2 M | Unit | - | 108.00 | - | 108.00 | |
| Jembatan Kayu 4 M | Unit | - | 13.00 | - | 13.00 | |
| Jembatan Kayu 5-10 M | Unit | - | - | - | - | |
| Jembatan Kayu > 10 M | Unit | - | - | - | - | |
| Sewa Excavator | HM | - | 1,716.40 | - | 1,716.40 | |

Pekerjaan Bulldozer



Pekerjaan Excavator





PROGRESS REPORT - Kebun Tajur Baras

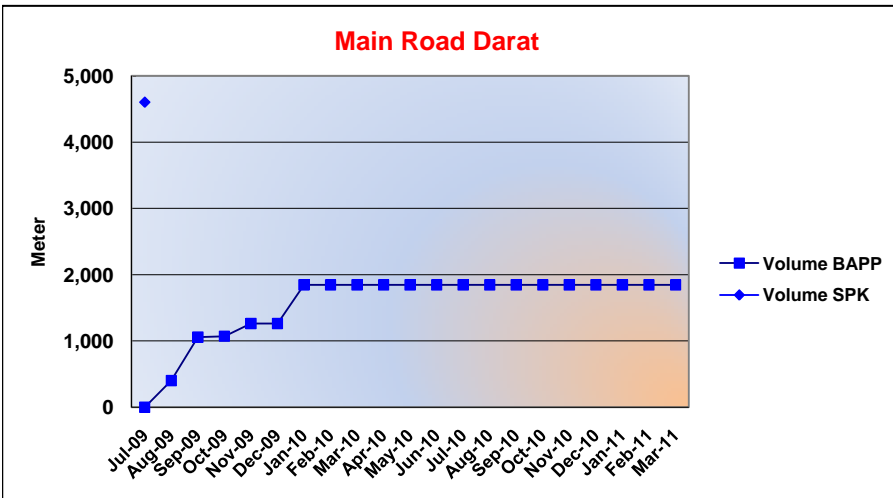
Chart & Detail Per Month

| Jenis Pekerjaan | Unit | Vol SPK | Realisasi | % |
|---------------------|------|----------|-----------|--------|
| Perun Mekanis Darat | Ha | 1,200.00 | 674.12 | 56.18% |



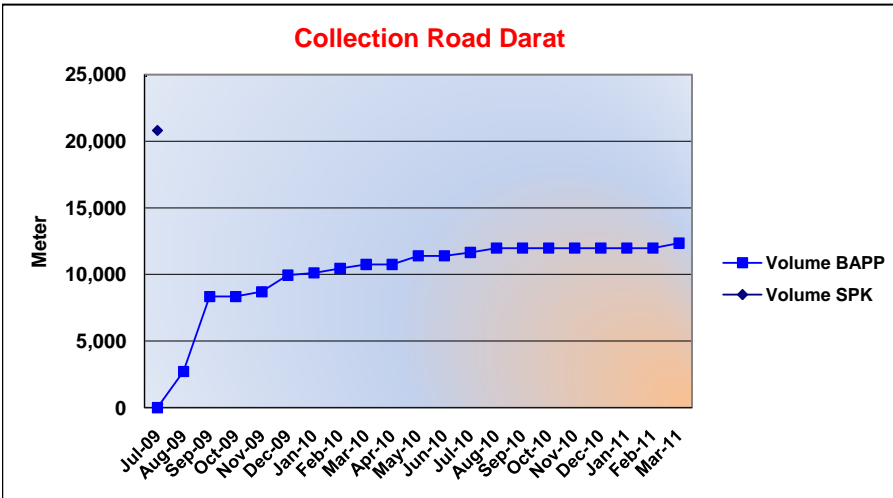
| Bulan | Hasil per Bulan | Kumulatif |
|--------|-----------------|-----------|
| Jul-09 | - | - |
| Aug-09 | 59.97 | 59.97 |
| Sep-09 | 68.70 | 128.67 |
| Oct-09 | 3.70 | 132.37 |
| Nov-09 | 16.60 | 148.97 |
| Dec-09 | 24.96 | 173.93 |
| Jan-10 | 10.55 | 184.48 |
| Feb-10 | 58.73 | 243.21 |
| Mar-10 | 68.78 | 311.99 |
| Apr-10 | 86.65 | 398.64 |
| May-10 | 62.63 | 461.27 |
| Jun-10 | 8.06 | 469.33 |
| Jul-10 | 78.77 | 548.10 |
| Aug-10 | 39.42 | 587.52 |
| Sep-10 | 18.01 | 605.53 |
| Oct-10 | 4.28 | 609.81 |
| Nov-10 | 29.15 | 638.96 |
| Dec-10 | 30.91 | 669.87 |
| Jan-11 | 0.99 | 670.86 |
| Feb-11 | - | 670.86 |
| Mar-11 | 3.26 | 674.12 |
| | | |
| | | |
| | 674.12 | |

| Jenis Pekerjaan | Unit | Vol SPK | Realisasi | % |
|-----------------|-------|----------|-----------|--------|
| Main Road Darat | Meter | 4,600.00 | 1,846.63 | 40.14% |



| Bulan | Hasil per Bulan | Kumulatif |
|--------|-----------------|-----------|
| Jul-09 | - | - |
| Aug-09 | 403.11 | 403.11 |
| Sep-09 | 654.25 | 1,057.36 |
| Oct-09 | 14.60 | 1,071.96 |
| Nov-09 | 190.45 | 1,262.41 |
| Dec-09 | - | 1,262.41 |
| Jan-10 | 584.22 | 1,846.63 |
| Feb-10 | - | 1,846.63 |
| Mar-10 | - | 1,846.63 |
| Apr-10 | - | 1,846.63 |
| May-10 | - | 1,846.63 |
| Jun-10 | - | 1,846.63 |
| Jul-10 | - | 1,846.63 |
| Aug-10 | - | 1,846.63 |
| Sep-10 | - | 1,846.63 |
| Oct-10 | - | 1,846.63 |
| Nov-10 | - | 1,846.63 |
| Dec-10 | - | 1,846.63 |
| Jan-11 | - | 1,846.63 |
| Feb-11 | - | 1,846.63 |
| Mar-11 | - | 1,846.63 |
| | | |
| | | |
| | 1,846.63 | |

| Jenis Pekerjaan | Unit | Vol SPK | Realisasi | % |
|-----------------------|-------|-----------|-----------|--------|
| Collection Road Darat | Meter | 20,800.00 | 12,350.89 | 59.38% |

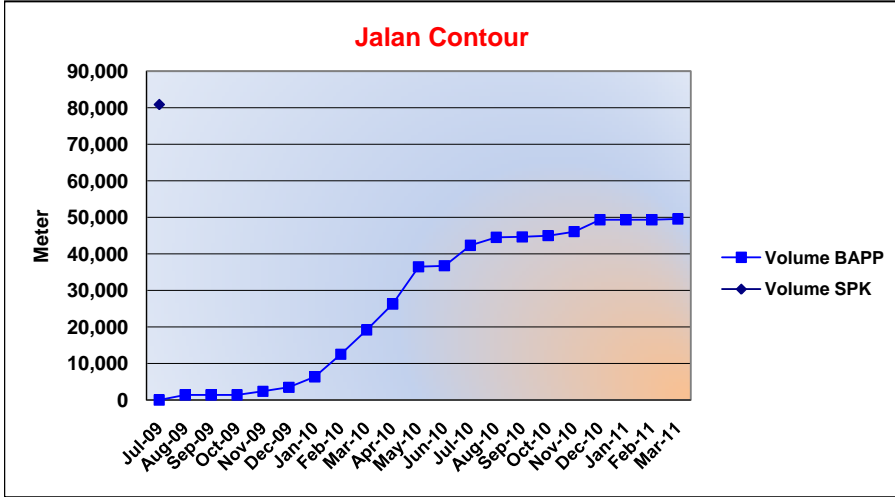


| Bulan | Hasil per Bulan | Kumulatif |
|--------|-----------------|-----------|
| Jul-09 | - | - |
| Aug-09 | 2,718.70 | 2,718.70 |
| Sep-09 | 5,618.99 | 8,337.69 |
| Oct-09 | - | 8,337.69 |
| Nov-09 | 360.20 | 8,697.89 |
| Dec-09 | 1,250.53 | 9,948.42 |
| Jan-10 | 162.96 | 10,111.38 |
| Feb-10 | 332.38 | 10,443.76 |
| Mar-10 | 306.62 | 10,750.38 |
| Apr-10 | - | 10,750.38 |
| May-10 | 640.53 | 11,390.91 |
| Jun-10 | - | 11,390.91 |
| Jul-10 | 256.46 | 11,647.37 |
| Aug-10 | 324.94 | 11,972.31 |
| Sep-10 | - | 11,972.31 |
| Oct-10 | - | 11,972.31 |
| Nov-10 | - | 11,972.31 |
| Dec-10 | - | 11,972.31 |
| Jan-11 | - | 11,972.31 |
| Feb-11 | - | 11,972.31 |
| Mar-11 | 378.58 | 12,350.89 |
| | | |
| | | |
| | 12,350.89 | |



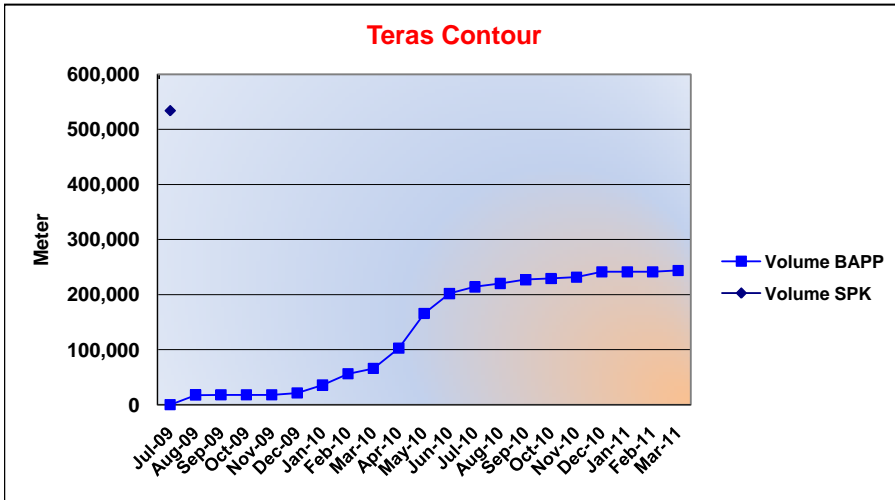
PROGRESS REPORT - Kebun Tajur Baras

| Jenis Pekerjaan | Unit | Vol SPK | Realisasi | % |
|-----------------|-------|-----------|-----------|--------|
| Jalan Contour | Meter | 80,900.00 | 49,583.60 | 61.29% |



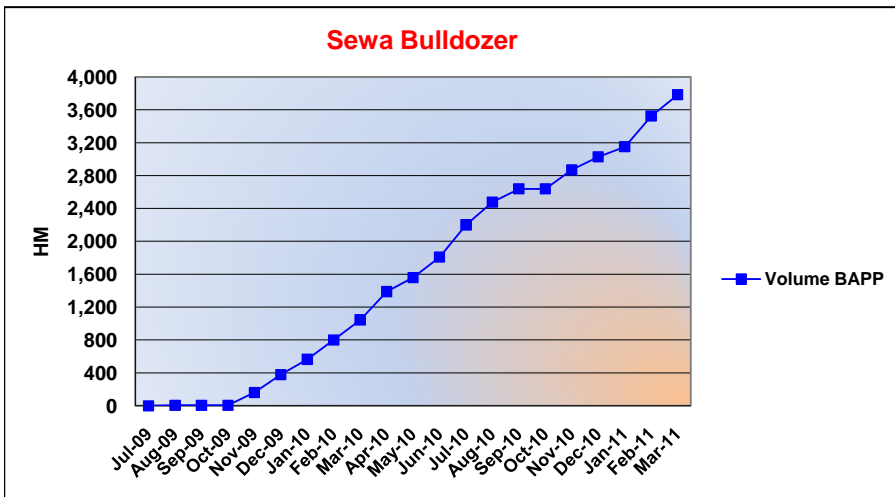
| Bulan | Hasil per Bulan | Kumulatif |
|--------|------------------|-----------|
| Jul-09 | - | - |
| Aug-09 | 1,422.70 | 1,422.70 |
| Sep-09 | - | 1,422.70 |
| Oct-09 | - | 1,422.70 |
| Nov-09 | 985.03 | 2,407.73 |
| Dec-09 | 1,063.67 | 3,471.40 |
| Jan-10 | 2,904.06 | 6,375.46 |
| Feb-10 | 6,151.22 | 12,526.68 |
| Mar-10 | 6,671.12 | 19,197.80 |
| Apr-10 | 7,091.88 | 26,289.68 |
| May-10 | 10,192.38 | 36,482.06 |
| Jun-10 | 269.46 | 36,751.52 |
| Jul-10 | 5,606.33 | 42,357.85 |
| Aug-10 | 2,190.25 | 44,548.10 |
| Sep-10 | 109.57 | 44,657.67 |
| Oct-10 | 341.71 | 44,999.38 |
| Nov-10 | 1,088.99 | 46,088.37 |
| Dec-10 | 3,258.63 | 49,347.00 |
| Jan-11 | - | 49,347.00 |
| Feb-11 | - | 49,347.00 |
| Mar-11 | 236.60 | 49,583.60 |
| | 49,583.60 | |

| Jenis Pekerjaan | Unit | Vol SPK | Realisasi | % |
|-----------------|-------|------------|------------|--------|
| Teras Contour | Meter | 534,300.00 | 243,773.37 | 45.62% |



| Bulan | Hasil per Bulan | Kumulatif |
|--------|-------------------|------------|
| Jul-09 | - | - |
| Aug-09 | 17,604.58 | 17,604.58 |
| Sep-09 | 341.57 | 17,946.15 |
| Oct-09 | - | 17,946.15 |
| Nov-09 | - | 17,946.15 |
| Dec-09 | 3,206.06 | 21,152.21 |
| Jan-10 | 14,487.91 | 35,640.12 |
| Feb-10 | 20,532.37 | 56,172.49 |
| Mar-10 | 9,656.64 | 65,829.13 |
| Apr-10 | 36,779.23 | 102,608.36 |
| May-10 | 63,139.04 | 165,747.40 |
| Jun-10 | 36,219.06 | 201,966.46 |
| Jul-10 | 12,147.84 | 214,114.30 |
| Aug-10 | 6,162.22 | 220,276.52 |
| Sep-10 | 6,853.64 | 227,130.16 |
| Oct-10 | 2,187.09 | 229,317.25 |
| Nov-10 | 2,395.95 | 231,713.20 |
| Dec-10 | 9,810.32 | 241,523.52 |
| Jan-11 | - | 241,523.52 |
| Feb-11 | - | 241,523.52 |
| Mar-11 | 2,249.85 | 243,773.37 |
| | 243,773.37 | |

| Jenis Pekerjaan | Unit | Vol SPK | Realisasi | % |
|-----------------|------|---------|-----------|-------|
| Sewa Bulldozer | HM | - | 3,784.30 | 0.00% |



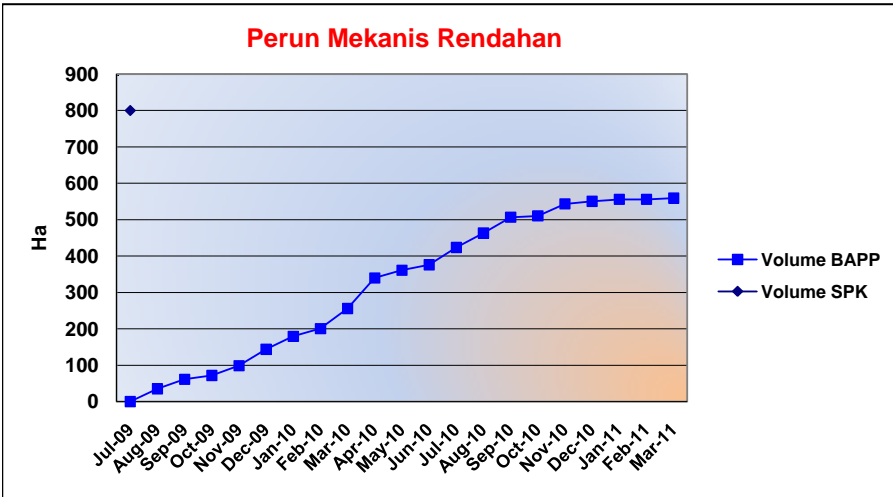
| Bulan | Hasil per Bulan | Kumulatif |
|--------|-----------------|-----------|
| Jul-09 | - | - |
| Aug-09 | 5.00 | 5.00 |
| Sep-09 | - | 5.00 |
| Oct-09 | - | 5.00 |
| Nov-09 | 157.00 | 162.00 |
| Dec-09 | 217.200 | 379.20 |
| Jan-10 | 185.700 | 564.90 |
| Feb-10 | 235.800 | 800.70 |
| Mar-10 | 245.500 | 1,046.20 |
| Apr-10 | 342.500 | 1,388.70 |
| May-10 | 171.700 | 1,560.40 |
| Jun-10 | 248.300 | 1,808.70 |
| Jul-10 | 392.000 | 2,200.70 |
| Aug-10 | 277.800 | 2,478.50 |
| Sep-10 | 161.500 | 2,640.00 |
| Oct-10 | - | 2,640.00 |
| Nov-10 | 230.800 | 2,870.80 |
| Dec-10 | 158.500 | 3,029.30 |
| Jan-11 | 123.000 | 3,152.30 |
| Feb-11 | 372.500 | 3,524.80 |
| Mar-11 | 259.500 | 3,784.30 |
| | 3,784.30 | |



PT. AGROKARYA PRIMALESTARI

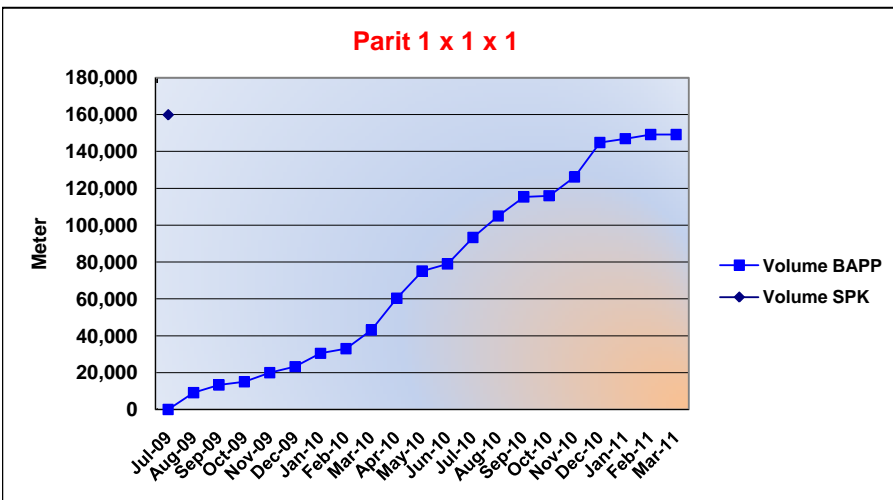
PROGRESS REPORT - Kebun Tajur Baras

| Jenis Pekerjaan | Unit | Vol SPK | Realisasi | % |
|------------------------|------|---------|-----------|--------|
| Perun Mekanis Rendahan | Ha | 800.00 | 559.02 | 69.88% |



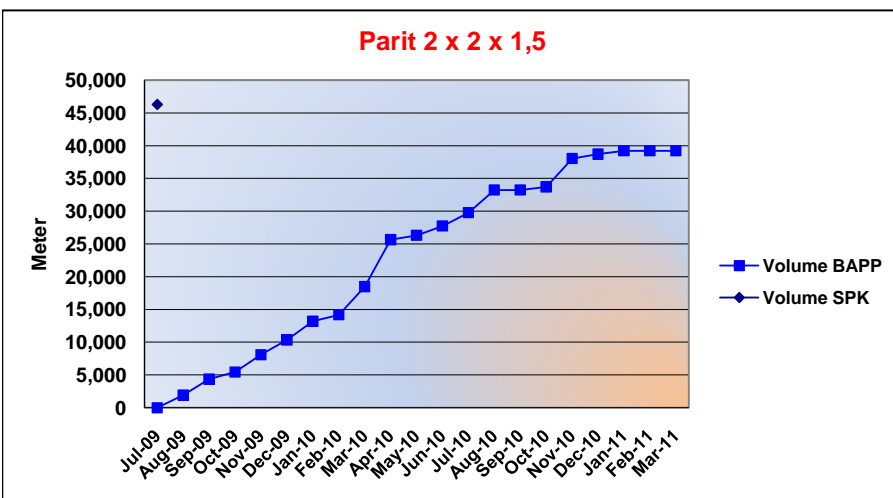
| Bulan | Hasil per Bulan | Kumulatif |
|--------|-----------------|-----------|
| Jul-09 | - | - |
| Aug-09 | 35.33 | 35.33 |
| Sep-09 | 26.14 | 61.47 |
| Oct-09 | 10.29 | 71.76 |
| Nov-09 | 26.88 | 98.64 |
| Dec-09 | 44.880 | 143.52 |
| Jan-10 | 35.76 | 179.28 |
| Feb-10 | 21.15 | 200.43 |
| Mar-10 | 55.45 | 255.88 |
| Apr-10 | 83.79 | 339.67 |
| May-10 | 21.23 | 360.90 |
| Jun-10 | 15.00 | 375.90 |
| Jul-10 | 47.39 | 423.29 |
| Aug-10 | 39.51 | 462.80 |
| Sep-10 | 43.75 | 506.55 |
| Oct-10 | 3.55 | 510.10 |
| Nov-10 | 32.86 | 542.96 |
| Dec-10 | 7.11 | 550.07 |
| Jan-11 | 5.51 | 555.58 |
| Feb-11 | - | 555.58 |
| Mar-11 | 3.44 | 559.02 |
| | | |
| | 559.02 | |

| Jenis Pekerjaan | Unit | Vol SPK | Realisasi | % |
|-----------------|-------|------------|------------|--------|
| Parit 1 x 1 x 1 | Meter | 159,800.00 | 149,157.88 | 93.34% |



| Bulan | Hasil per Bulan | Kumulatif |
|--------|-----------------|------------|
| Jul-09 | - | - |
| Aug-09 | 9,141.91 | 9,141.91 |
| Sep-09 | 4,182.71 | 13,324.62 |
| Oct-09 | 1,743.54 | 15,068.16 |
| Nov-09 | 4,923.05 | 19,991.21 |
| Dec-09 | 3,239.160 | 23,230.37 |
| Jan-10 | 7,265.580 | 30,495.95 |
| Feb-10 | 2,474.870 | 32,970.82 |
| Mar-10 | 10,170.920 | 43,141.74 |
| Apr-10 | 17,159.460 | 60,301.20 |
| May-10 | 14,800.860 | 75,102.06 |
| Jun-10 | 3,904.520 | 79,006.58 |
| Jul-10 | 14,266.790 | 93,273.37 |
| Aug-10 | 11,696.610 | 104,969.98 |
| Sep-10 | 10,319.990 | 115,289.97 |
| Oct-10 | 647.040 | 115,937.01 |
| Nov-10 | 10,208.870 | 126,145.88 |
| Dec-10 | 18,624.990 | 144,770.87 |
| Jan-11 | 2,112.470 | 146,883.34 |
| Feb-11 | 2,274.540 | 149,157.88 |
| Mar-11 | - | 149,157.88 |
| | | |
| | 149,157.88 | |

| Jenis Pekerjaan | Unit | Vol SPK | Realisasi | % |
|-------------------|-------|-----------|-----------|--------|
| Parit 2 x 2 x 1,5 | Meter | 46,300.00 | 39,228.62 | 84.73% |



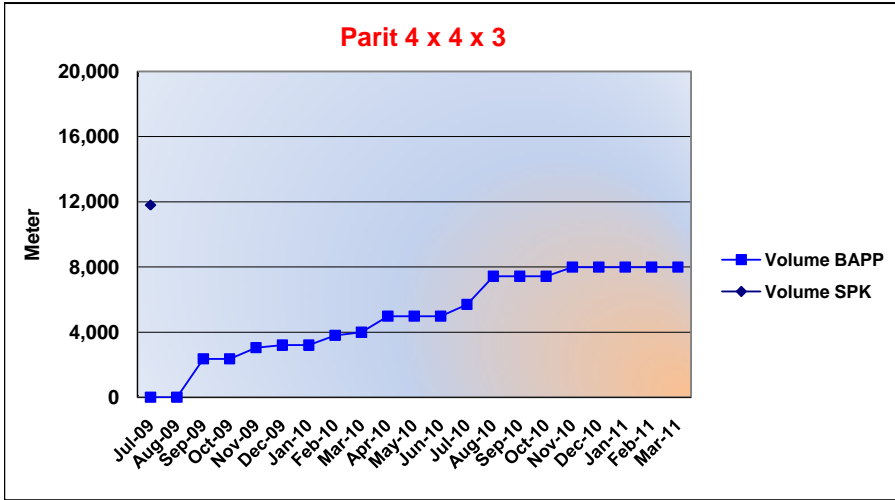
| Bulan | Hasil per Bulan | Kumulatif |
|--------|-----------------|-----------|
| Jul-09 | - | - |
| Aug-09 | 1,929.79 | 1,929.79 |
| Sep-09 | 2,431.55 | 4,361.34 |
| Oct-09 | 1,091.03 | 5,452.37 |
| Nov-09 | 2,649.59 | 8,101.96 |
| Dec-09 | 2,246.570 | 10,348.53 |
| Jan-10 | 2,853.770 | 13,202.30 |
| Feb-10 | 990.100 | 14,192.40 |
| Mar-10 | 4,306.820 | 18,499.22 |
| Apr-10 | 7,156.160 | 25,655.38 |
| May-10 | 673.840 | 26,329.22 |
| Jun-10 | 1,421.160 | 27,750.38 |
| Jul-10 | 2,037.060 | 29,787.44 |
| Aug-10 | 3,461.990 | 33,249.43 |
| Sep-10 | - | 33,249.43 |
| Oct-10 | 471.800 | 33,721.23 |
| Nov-10 | 4,330.210 | 38,051.44 |
| Dec-10 | 674.990 | 38,726.43 |
| Jan-11 | 502.190 | 39,228.62 |
| Feb-11 | - | 39,228.62 |
| Mar-11 | - | 39,228.62 |
| | | |
| | 39,228.62 | |



PT. AGROKARYA PRIMALESTARI

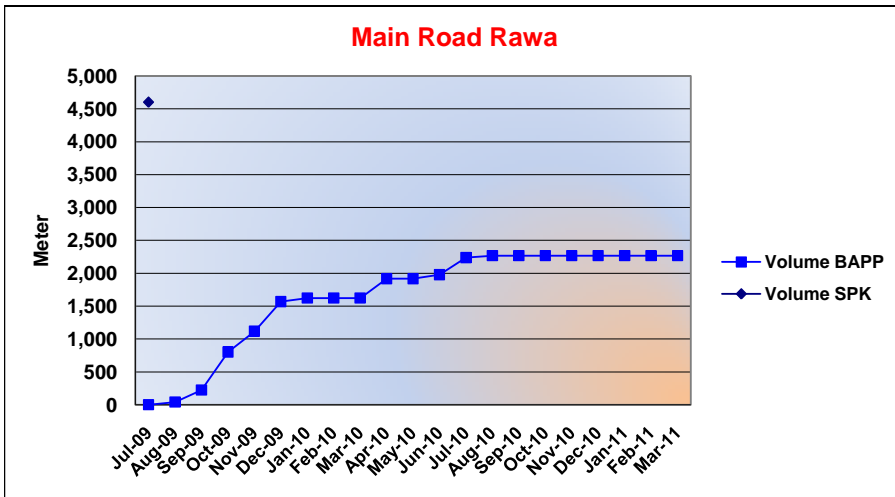
PROGRESS REPORT - Kebun Tajur Baras

| Jenis Pekerjaan | Unit | Vol SPK | Realisasi | % |
|-----------------|-------|-----------|-----------|--------|
| Parit 4 x 4 x 3 | Meter | 11,800.00 | 7,984.22 | 67.66% |



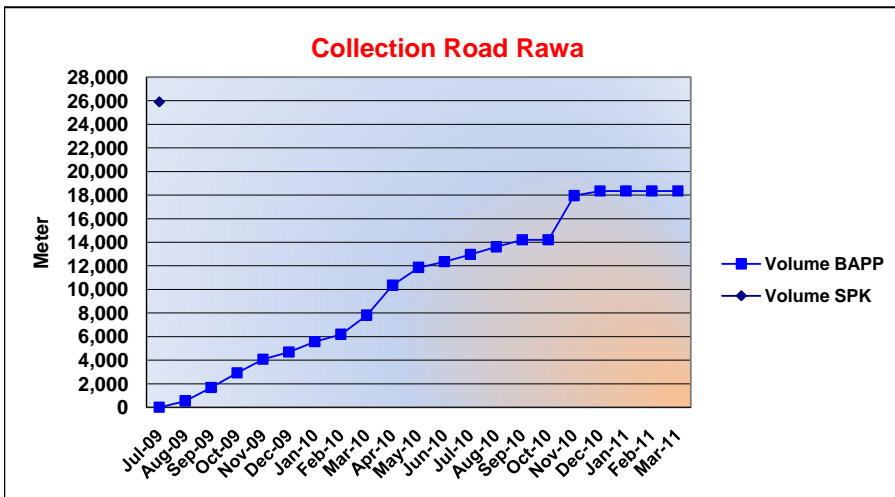
| Bulan | Hasil per Bulan | Kumulatif |
|--------|-----------------|-----------|
| Jul-09 | - | - |
| Aug-09 | - | - |
| Sep-09 | 2,353.14 | 2,353.14 |
| Oct-09 | - | 2,353.14 |
| Nov-09 | 689.55 | 3,042.69 |
| Dec-09 | 150.26 | 3,192.95 |
| Jan-10 | - | 3,192.95 |
| Feb-10 | 604.61 | 3,797.56 |
| Mar-10 | 183.67 | 3,981.23 |
| Apr-10 | 993.04 | 4,974.27 |
| May-10 | - | 4,974.27 |
| Jun-10 | - | 4,974.27 |
| Jul-10 | 716.06 | 5,690.33 |
| Aug-10 | 1,730.48 | 7,420.81 |
| Sep-10 | - | 7,420.81 |
| Oct-10 | - | 7,420.81 |
| Nov-10 | 563.41 | 7,984.22 |
| Dec-10 | - | 7,984.22 |
| Jan-11 | - | 7,984.22 |
| Feb-11 | - | 7,984.22 |
| Mar-11 | - | 7,984.22 |
| | 7,984.22 | |

| Jenis Pekerjaan | Unit | Vol SPK | Realisasi | % |
|-----------------|-------|----------|-----------|--------|
| Main Road Rawa | Meter | 4,600.00 | 2,265.50 | 49.25% |



| Bulan | Hasil per Bulan | Kumulatif |
|--------|-----------------|-----------|
| Jul-09 | - | - |
| Aug-09 | 38.69 | 38.69 |
| Sep-09 | 183.95 | 222.64 |
| Oct-09 | 577.84 | 800.48 |
| Nov-09 | 315.81 | 1,116.29 |
| Dec-09 | 450.360 | 1,566.65 |
| Jan-10 | 54.520 | 1,621.17 |
| Feb-10 | - | 1,621.17 |
| Mar-10 | - | 1,621.17 |
| Apr-10 | 295.010 | 1,916.18 |
| May-10 | - | 1,916.18 |
| Jun-10 | 61.120 | 1,977.30 |
| Jul-10 | 258.270 | 2,235.57 |
| Aug-10 | 29.930 | 2,265.50 |
| Sep-10 | - | 2,265.50 |
| Oct-10 | - | 2,265.50 |
| Nov-10 | - | 2,265.50 |
| Dec-10 | - | 2,265.50 |
| Jan-11 | - | 2,265.50 |
| Feb-11 | - | 2,265.50 |
| Mar-11 | - | 2,265.50 |
| | 2,265.50 | |

| Jenis Pekerjaan | Unit | Vol SPK | Realisasi | % |
|----------------------|-------|-----------|-----------|--------|
| Collection Road Rawa | Meter | 25,900.00 | 18,340.80 | 70.81% |

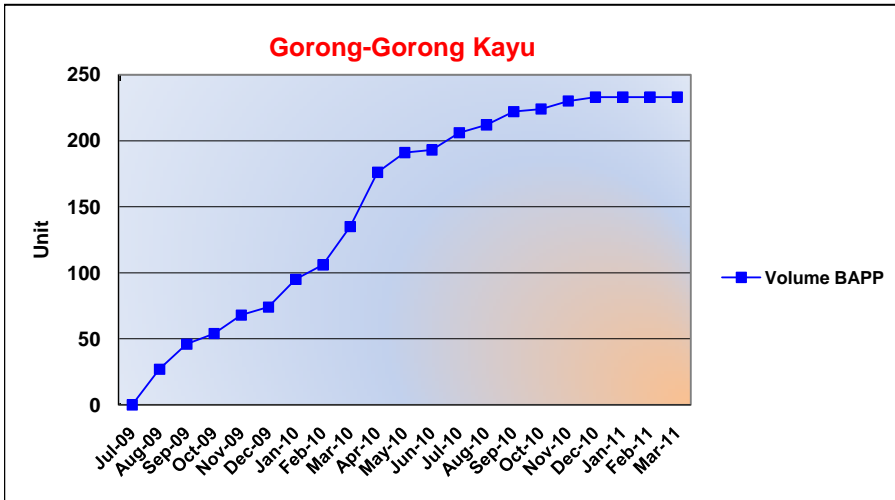


| Bulan | Hasil per Bulan | Kumulatif |
|--------|------------------|-----------|
| Jul-09 | - | - |
| Aug-09 | 525.32 | 525.32 |
| Sep-09 | 1,142.02 | 1,667.34 |
| Oct-09 | 1,244.61 | 2,911.95 |
| Nov-09 | 1,156.81 | 4,068.76 |
| Dec-09 | 615.65 | 4,684.41 |
| Jan-10 | 880.29 | 5,564.70 |
| Feb-10 | 617.09 | 6,181.79 |
| Mar-10 | 1,629.39 | 7,811.18 |
| Apr-10 | 2,535.29 | 10,346.47 |
| May-10 | 1,512.50 | 11,858.97 |
| Jun-10 | 490.77 | 12,349.74 |
| Jul-10 | 607.51 | 12,957.25 |
| Aug-10 | 653.47 | 13,610.72 |
| Sep-10 | 600.32 | 14,211.04 |
| Oct-10 | - | 14,211.04 |
| Nov-10 | 3,741.97 | 17,953.01 |
| Dec-10 | 387.79 | 18,340.80 |
| Jan-11 | - | 18,340.80 |
| Feb-11 | - | 18,340.80 |
| Mar-11 | - | 18,340.80 |
| | 18,340.80 | |



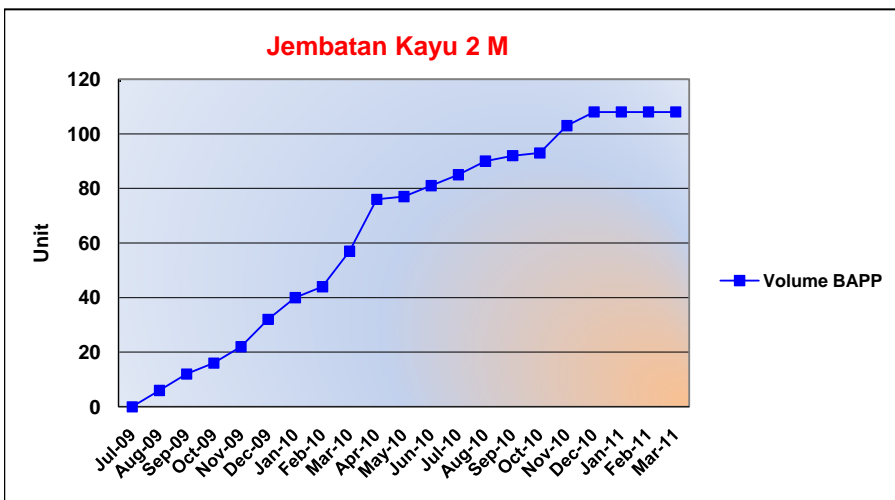
PROGRESS REPORT - Kebun Tajur Baras

| Jenis Pekerjaan | Unit | Vol SPK | Realisasi | % |
|--------------------|------|---------|-----------|-------|
| Gorong-gorong Kayu | Unit | - | 233.00 | 0.00% |



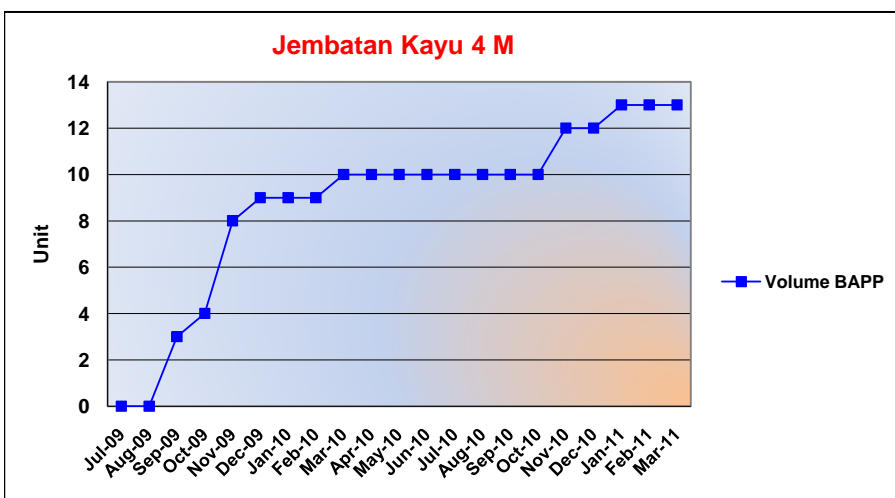
| Bulan | Hasil per Bulan | Kumulatif |
|--------|-----------------|-----------|
| Jul-09 | - | - |
| Aug-09 | 27.00 | 27.00 |
| Sep-09 | 19.00 | 46.00 |
| Oct-09 | 8.00 | 54.00 |
| Nov-09 | 14.00 | 68.00 |
| Dec-09 | 6.00 | 74.00 |
| Jan-10 | 21.00 | 95.00 |
| Feb-10 | 11.00 | 106.00 |
| Mar-10 | 29.00 | 135.00 |
| Apr-10 | 41.00 | 176.00 |
| May-10 | 15.00 | 191.00 |
| Jun-10 | 2.00 | 193.00 |
| Jul-10 | 13.00 | 206.00 |
| Aug-10 | 6.00 | 212.00 |
| Sep-10 | 10.00 | 222.00 |
| Oct-10 | 2.00 | 224.00 |
| Nov-10 | 6.00 | 230.00 |
| Dec-10 | 3.00 | 233.00 |
| Jan-11 | - | 233.00 |
| Feb-11 | - | 233.00 |
| Mar-11 | - | 233.00 |
| | 233.00 | |

| Jenis Pekerjaan | Unit | Vol SPK | Realisasi | % |
|-------------------|------|---------|-----------|-------|
| Jembatan Kayu 2 M | Unit | - | 108.00 | 0.00% |



| Bulan | Hasil per Bulan | Kumulatif |
|--------|-----------------|-----------|
| Jul-09 | - | - |
| Aug-09 | 6.00 | 6.00 |
| Sep-09 | 6.00 | 12.00 |
| Oct-09 | 4.00 | 16.00 |
| Nov-09 | 6.00 | 22.00 |
| Dec-09 | 10.00 | 32.00 |
| Jan-10 | 8.00 | 40.00 |
| Feb-10 | 4.00 | 44.00 |
| Mar-10 | 13.00 | 57.00 |
| Apr-10 | 19.00 | 76.00 |
| May-10 | 1.00 | 77.00 |
| Jun-10 | 4.00 | 81.00 |
| Jul-10 | 4.00 | 85.00 |
| Aug-10 | 5.00 | 90.00 |
| Sep-10 | 2.00 | 92.00 |
| Oct-10 | 1.00 | 93.00 |
| Nov-10 | 10.00 | 103.00 |
| Dec-10 | 5.00 | 108.00 |
| Jan-11 | - | 108.00 |
| Feb-11 | - | 108.00 |
| Mar-11 | - | 108.00 |
| | 108.00 | |

| Jenis Pekerjaan | Unit | Vol SPK | Realisasi | % |
|-------------------|------|---------|-----------|-------|
| Jembatan Kayu 4 M | Unit | - | 13.00 | 0.00% |

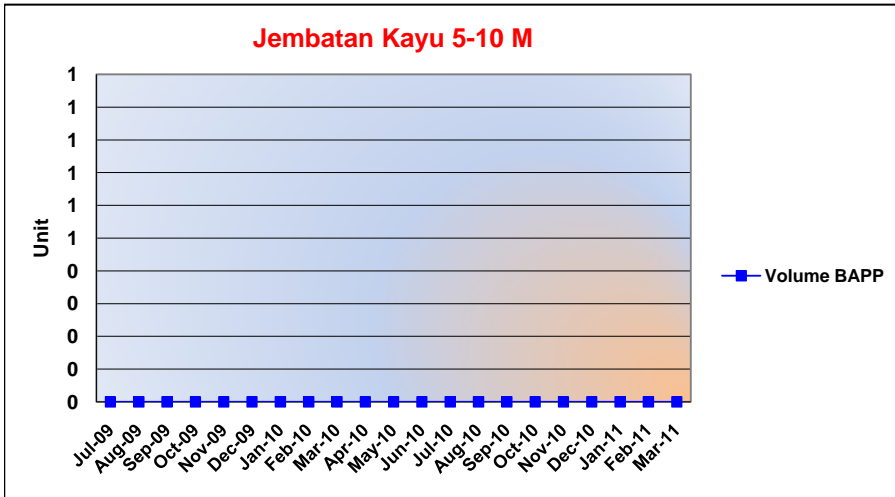


| Bulan | Hasil per Bulan | Kumulatif |
|--------|-----------------|-----------|
| Jul-09 | - | - |
| Aug-09 | - | - |
| Sep-09 | 3.00 | 3.00 |
| Oct-09 | 1.00 | 4.00 |
| Nov-09 | 4.00 | 8.00 |
| Dec-09 | 1.00 | 9.00 |
| Jan-10 | - | 9.00 |
| Feb-10 | - | 9.00 |
| Mar-10 | 1.00 | 10.00 |
| Apr-10 | - | 10.00 |
| May-10 | - | 10.00 |
| Jun-10 | - | 10.00 |
| Jul-10 | - | 10.00 |
| Aug-10 | - | 10.00 |
| Sep-10 | - | 10.00 |
| Oct-10 | - | 10.00 |
| Nov-10 | 2.00 | 12.00 |
| Dec-10 | - | 12.00 |
| Jan-11 | 1.00 | 13.00 |
| Feb-11 | - | 13.00 |
| Mar-11 | - | 13.00 |
| | 13.00 | |



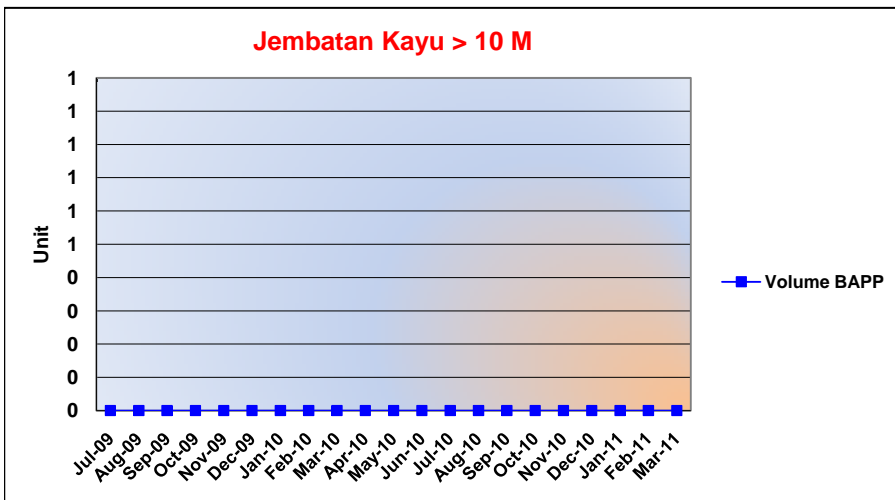
PROGRESS REPORT - Kebun Tajur Baras

| Jenis Pekerjaan | Unit | Vol SPK | Realisasi | % |
|----------------------|------|---------|-----------|-------|
| Jembatan Kayu 5-10 M | Unit | - | - | 0.00% |



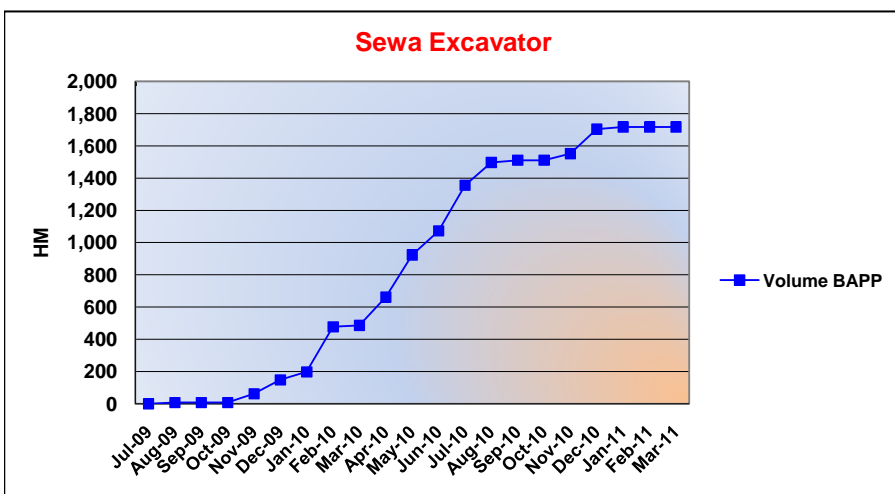
| Bulan | Hasil per Bulan | Kumulatif |
|--------|-----------------|-----------|
| Jul-09 | - | - |
| Aug-09 | - | - |
| Sep-09 | - | - |
| Oct-09 | - | - |
| Nov-09 | - | - |
| Dec-09 | - | - |
| Jan-10 | - | - |
| Feb-10 | - | - |
| Mar-10 | - | - |
| Apr-10 | - | - |
| May-10 | - | - |
| Jun-10 | - | - |
| Jul-10 | - | - |
| Aug-10 | - | - |
| Sep-10 | - | - |
| Oct-10 | - | - |
| Nov-10 | - | - |
| Dec-10 | - | - |
| Jan-11 | - | - |
| Feb-11 | - | - |
| Mar-11 | - | - |
| | - | - |

| Jenis Pekerjaan | Unit | Vol SPK | Realisasi | % |
|----------------------|------|---------|-----------|-------|
| Jembatan Kayu > 10 M | Unit | - | - | 0.00% |



| Bulan | Hasil per Bulan | Kumulatif |
|--------|-----------------|-----------|
| Jul-09 | - | - |
| Aug-09 | - | - |
| Sep-09 | - | - |
| Oct-09 | - | - |
| Nov-09 | - | - |
| Dec-09 | - | - |
| Jan-10 | - | - |
| Feb-10 | - | - |
| Mar-10 | - | - |
| Apr-10 | - | - |
| May-10 | - | - |
| Jun-10 | - | - |
| Jul-10 | - | - |
| Aug-10 | - | - |
| Sep-10 | - | - |
| Oct-10 | - | - |
| Nov-10 | - | - |
| Dec-10 | - | - |
| Jan-11 | - | - |
| Feb-11 | - | - |
| Mar-11 | - | - |
| | - | - |

| Jenis Pekerjaan | Unit | Vol SPK | Realisasi | % |
|-----------------|------|---------|-----------|-------|
| Sewa Excavator | HM | - | 1,716.40 | 0.00% |



| Bulan | Hasil per Bulan | Kumulatif |
|--------|-----------------|-----------|
| Jul-09 | - | - |
| Aug-09 | 8.00 | 8.00 |
| Sep-09 | - | 8.00 |
| Oct-09 | - | 8.00 |
| Nov-09 | 54.70 | 62.70 |
| Dec-09 | 85.600 | 148.30 |
| Jan-10 | 49.700 | 198.00 |
| Feb-10 | 279.600 | 477.60 |
| Mar-10 | 8.500 | 486.10 |
| Apr-10 | 175.000 | 661.10 |
| May-10 | 261.500 | 922.60 |
| Jun-10 | 149.500 | 1,072.10 |
| Jul-10 | 282.800 | 1,354.90 |
| Aug-10 | 141.500 | 1,496.40 |
| Sep-10 | 13.500 | 1,509.90 |
| Oct-10 | - | 1,509.90 |
| Nov-10 | 41.000 | 1,550.90 |
| Dec-10 | 151.500 | 1,702.40 |
| Jan-11 | 14.000 | 1,716.40 |
| Feb-11 | - | 1,716.40 |
| Mar-11 | - | 1,716.40 |
| | 1,716.40 | |