

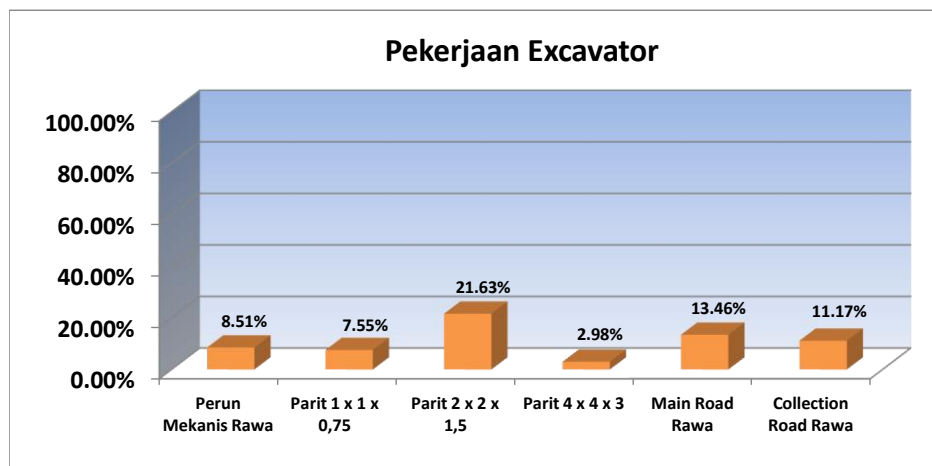
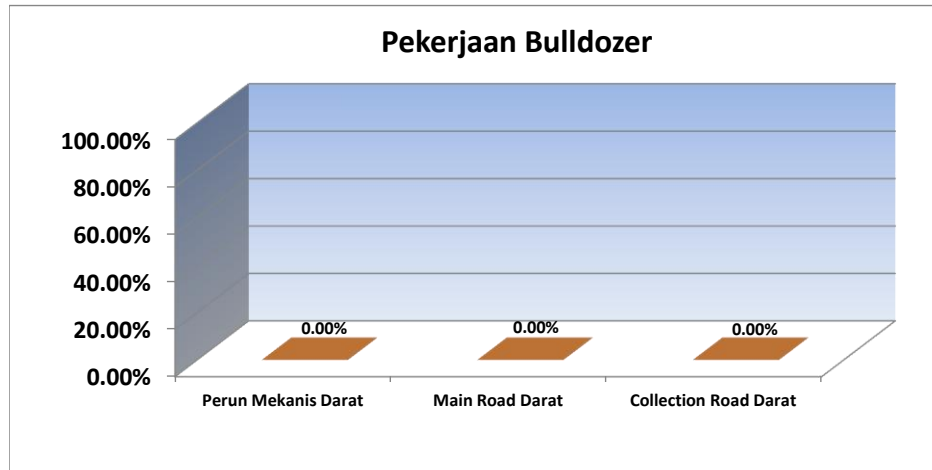


**PROGRESS REPORT - Kebun Nusantara**

KONTRAK NO :

1. NSP/JKTO/04/09/001-PL
2. NSP/JKTO/01/09/002-SWAB

Jenis Pekerjaan	Unit	Vol SPK 12 Jan' 2009 s.d 31 Des' 2011	Realisasi			%
			AKUMULASI S.D BULAN LALU	BAPP Mar' 2011	S.D BAPP Mar' 2011	
<b>Bulldozer</b>						
Perun Mekanis Darat	Ha	1,000.00	-	-	-	0.00%
Main Road Darat	Meter	10,500.00	-	-	-	0.00%
Collection Road Darat	Meter	34,000.00	-	-	-	0.00%
Sewa Bulldozer	HM	-	-	-	-	-
<b>Excavator</b>						
Perun Mekanis Rawa	Ha	9,000.00	719.35	46.44	765.79	8.51%
Parit 1 x 1 x 0,75	Meter	3,000,000.00	144,362.00	82,284.00	226,646.00	7.55%
Parit 2 x 2 x 1,5	Meter	90,000.00	17,930.50	1,539.00	19,469.50	21.63%
Parit 4 x 4 x 3	Meter	105,000.00	3,129.00	-	3,129.00	2.98%
Main Road Rawa	Meter	92,000.00	10,845.00	1,539.00	12,384.00	13.46%
Collection Road Rawa	Meter	302,500.00	29,789.00	4,010.00	33,799.00	11.17%
Gorong-gorong 1 M	Unit	-	3.00	-	3.00	-
Jembatan Kayu 2 M	Unit	-	-	-	-	-
Jembatan Kayu 4 M	Unit	-	35.00	3.00	38.00	-
Jembatan Kayu 5-10 M	Unit	-	1.00	1.00	2.00	-
Sewa Excavator	HM	-	3,890.00	156.00	4,046.00	-

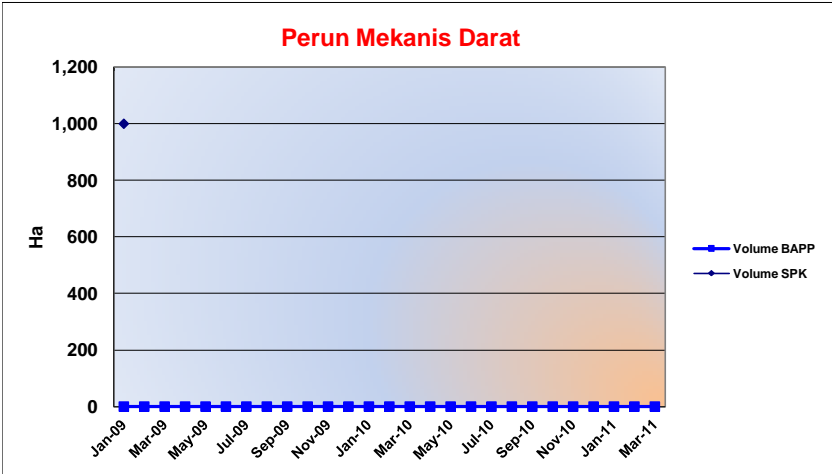




**PROGRESS REPORT - Kebun Nusantara**

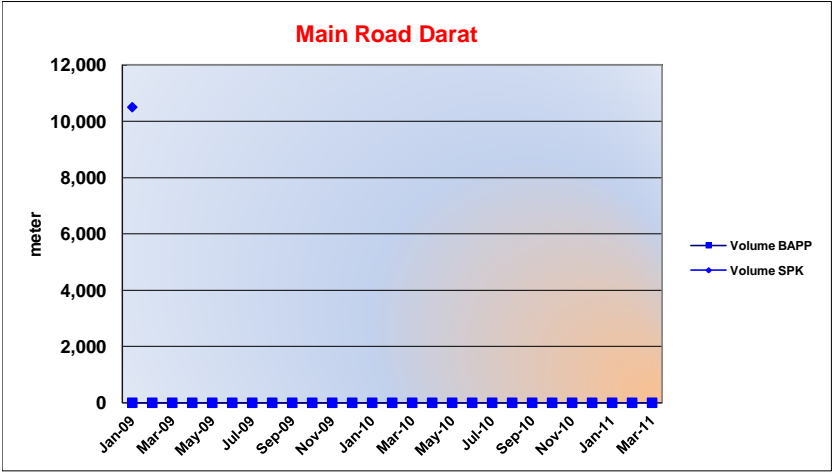
**Chart & Detail Per Month**

Jenis Pekerjaan	Unit	Vol SPK	Realisasi	%
Perun Mekanis Darat	Ha	1,000.00	-	0.00%



Bulan	Hasil per Bulan	Kumulatif
Jan-09	-	-
Feb-09	-	-
Mar-09	-	-
Apr-09	-	-
May-09	-	-
Jun-09	-	-
Jul-09	-	-
Aug-09	-	-
Sep-09	-	-
Oct-09	-	-
Nov-09	-	-
Dec-09	-	-
Jan-10	-	-
Feb-10	-	-
Mar-10	-	-
Apr-10	-	-
May-10	-	-
Jun-10	-	-
Jul-10	-	-
Aug-10	-	-
Sep-10	-	-
Oct-10	-	-
Nov-10	-	-
Dec-10	-	-
Jan-11	-	-
Feb-11	-	-
Mar-11	-	-
	-	-
	-	-

Jenis Pekerjaan	Unit	Vol SPK	Realisasi	%
Main Road Darat	Meter	10,500.00	-	0.00%

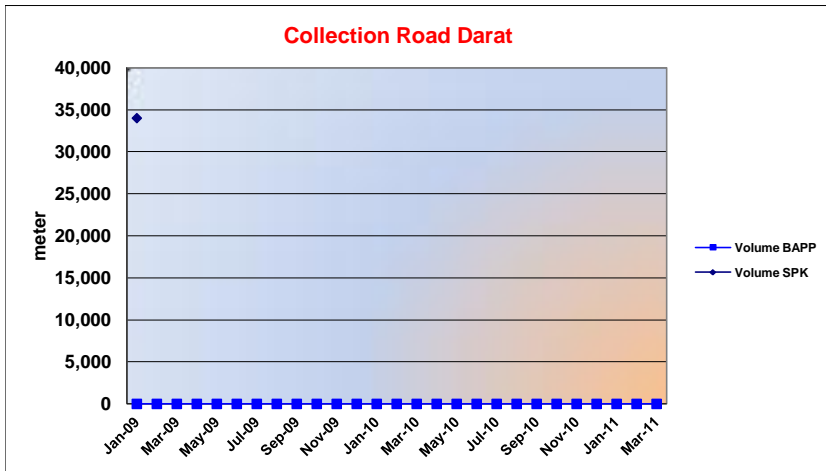


Bulan	Hasil per Bulan	Kumulatif
Jan-09	-	-
Feb-09	-	-
Mar-09	-	-
Apr-09	-	-
May-09	-	-
Jun-09	-	-
Jul-09	-	-
Aug-09	-	-
Sep-09	-	-
Oct-09	-	-
Nov-09	-	-
Dec-09	-	-
Jan-10	-	-
Feb-10	-	-
Mar-10	-	-
Apr-10	-	-
May-10	-	-
Jun-10	-	-
Jul-10	-	-
Aug-10	-	-
Sep-10	-	-
Oct-10	-	-
Nov-10	-	-
Dec-10	-	-
Jan-11	-	-
Feb-11	-	-
Mar-11	-	-
	-	-
	-	-



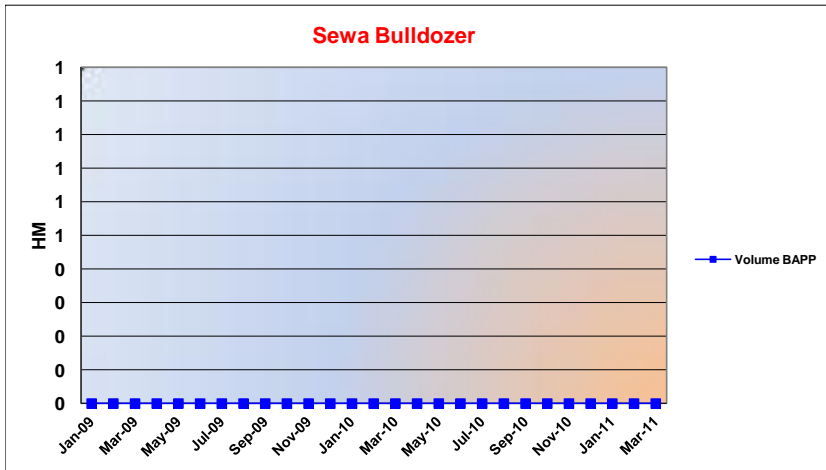
**PROGRESS REPORT - Kebun Nusantara**

Jenis Pekerjaan	Unit	Vol SPK	Realisasi	%
Collection Road Darat	Meter	34,000.00	-	0.00%



Bulan	Hasil per Bulan	Kumulatif
Jan-09	-	-
Feb-09	-	-
Mar-09	-	-
Apr-09	-	-
May-09	-	-
Jun-09	-	-
Jul-09	-	-
Aug-09	-	-
Sep-09	-	-
Oct-09	-	-
Nov-09	-	-
Dec-09	-	-
Jan-10	-	-
Feb-10	-	-
Mar-10	-	-
Apr-10	-	-
May-10	-	-
Jun-10	-	-
Jul-10	-	-
Aug-10	-	-
Sep-10	-	-
Oct-10	-	-
Nov-10	-	-
Dec-10	-	-
Jan-11	-	-
Feb-11	-	-
Mar-11	-	-
	-	-
	-	-

Jenis Pekerjaan	Unit	Vol SPK	Realisasi	%
Sewa Bulldozer	HM	-	-	0.00%



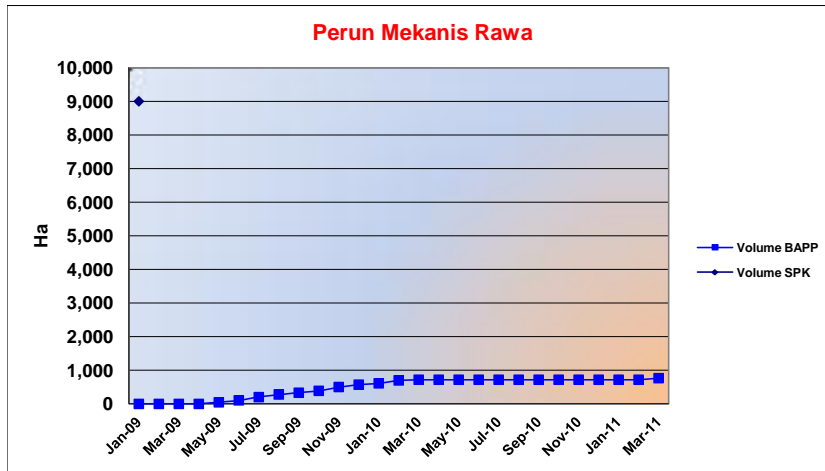
Bulan	Hasil per Bulan	Kumulatif
Jan-09	-	-
Feb-09	-	-
Mar-09	-	-
Apr-09	-	-
May-09	-	-
Jun-09	-	-
Jul-09	-	-
Aug-09	-	-
Sep-09	-	-
Oct-09	-	-
Nov-09	-	-
Dec-09	-	-
Jan-10	-	-
Feb-10	-	-
Mar-10	-	-
Apr-10	-	-
May-10	-	-
Jun-10	-	-
Jul-10	-	-
Aug-10	-	-
Sep-10	-	-
Oct-10	-	-
Nov-10	-	-
Dec-10	-	-
Jan-11	-	-
Feb-11	-	-
Mar-11	-	-
	-	-
	-	-



# PT. NUSANTARA SAWIT PERSADA

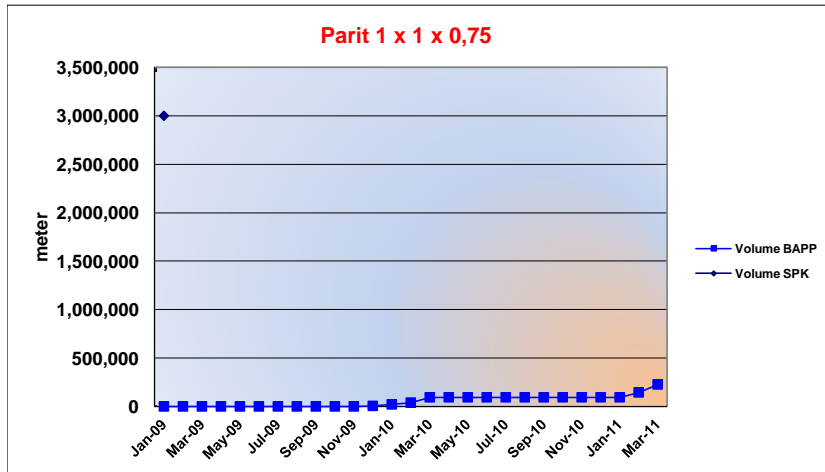
## PROGRESS REPORT - Kebun Nusantara

Jenis Pekerjaan	Unit	Vol SPK	Realisasi	%
Perun Mekanis Rawa	Ha	9,000.00	765.79	8.51%



Bulan	Hasil per Bulan	Kumulatif
Jan-09	-	-
Feb-09	-	-
Mar-09	-	-
Apr-09	-	-
May-09	47.60	47.60
Jun-09	58.40	106.00
Jul-09	95.69	201.69
Aug-09	78.45	280.14
Sep-09	51.67	331.81
Oct-09	57.40	389.21
Nov-09	113.79	503.00
Dec-09	69.06	572.06
Jan-10	40.14	612.20
Feb-10	86.38	698.58
Mar-10	20.77	719.35
Apr-10	-	719.35
May-10	-	719.35
Jun-10	-	719.35
Jul-10	-	719.35
Aug-10	-	719.35
Sep-10	-	719.35
Oct-10	-	719.35
Nov-10	-	719.35
Dec-10	-	719.35
Jan-11	-	719.35
Feb-11	-	719.35
Mar-11	46.44	765.79
	<b>765.79</b>	

Jenis Pekerjaan	Unit	Vol SPK	Realisasi	%
Parit 1 x 1 x 0,75	Meter	3,000,000.00	226,646.00	7.55%



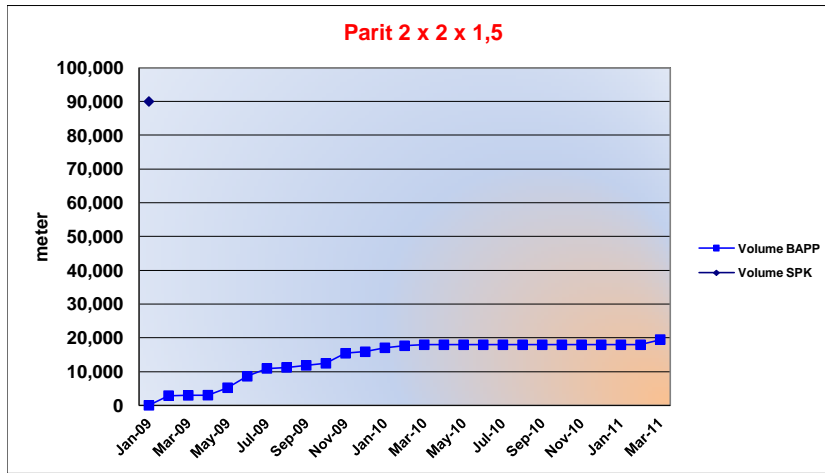
Bulan	Hasil per Bulan	Kumulatif
Jan-09	-	-
Feb-09	-	-
Mar-09	-	-
Apr-09	-	-
May-09	-	-
Jun-09	-	-
Jul-09	-	-
Aug-09	-	-
Sep-09	-	-
Oct-09	-	-
Nov-09	-	-
Dec-09	5,780.00	5,780.00
Jan-10	15,317.00	21,097.00
Feb-10	18,717.00	39,814.00
Mar-10	54,430.00	94,244.00
Apr-10	-	94,244.00
May-10	-	94,244.00
Jun-10	-	94,244.00
Jul-10	-	94,244.00
Aug-10	-	94,244.00
Sep-10	-	94,244.00
Oct-10	-	94,244.00
Nov-10	-	94,244.00
Dec-10	-	94,244.00
Jan-11	-	94,244.00
Feb-11	50,118.00	144,362.00
Mar-11	82,284.00	226,646.00
	<b>226,646.00</b>	



# PT. NUSANTARA SAWIT PERSADA

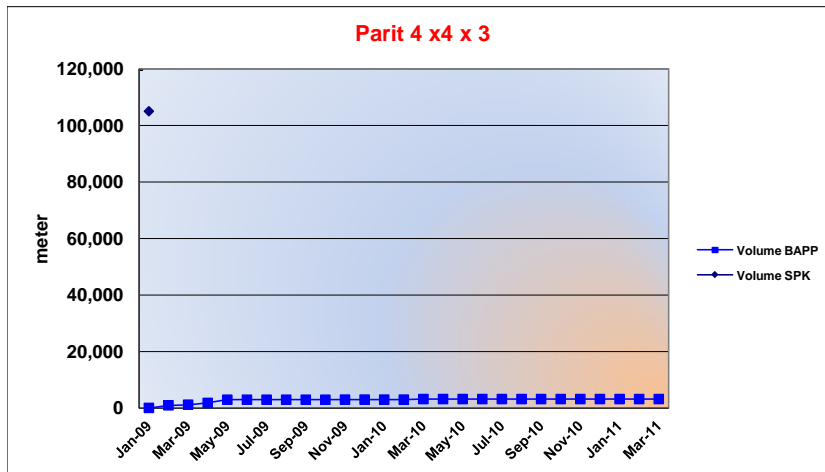
## PROGRESS REPORT - Kebun Nusantara

Jenis Pekerjaan	Unit	Vol SPK	Realisasi	%
Parit 2 x 2 x 1,5	Meter	90,000.00	19,469.50	21.63%



Bulan	Hasil per Bulan	Kumulatif
Jan-09	-	-
Feb-09	2,857.39	2,857.39
Mar-09	89.11	2,946.50
Apr-09	52.00	2,998.50
May-09	2,200.00	5,198.50
Jun-09	3,399.00	8,597.50
Jul-09	2,322.00	10,919.50
Aug-09	303.00	11,222.50
Sep-09	607.00	11,829.50
Oct-09	607.00	12,436.50
Nov-09	2,974.00	15,410.50
Dec-09	442.00	15,852.50
Jan-10	1,177.00	17,029.50
Feb-10	603.00	17,632.50
Mar-10	298.00	17,930.50
Apr-10	-	17,930.50
May-10	-	17,930.50
Jun-10	-	17,930.50
Jul-10	-	17,930.50
Aug-10	-	17,930.50
Sep-10	-	17,930.50
Oct-10	-	17,930.50
Nov-10	-	17,930.50
Dec-10	-	17,930.50
Jan-11	-	17,930.50
Feb-11	-	17,930.50
Mar-11	1,539.00	19,469.50
	<b>19,469.50</b>	

Jenis Pekerjaan	Unit	Vol SPK	Realisasi	%
Parit 4 x 4 x 3	Meter	105,000.00	3,129.00	2.98%

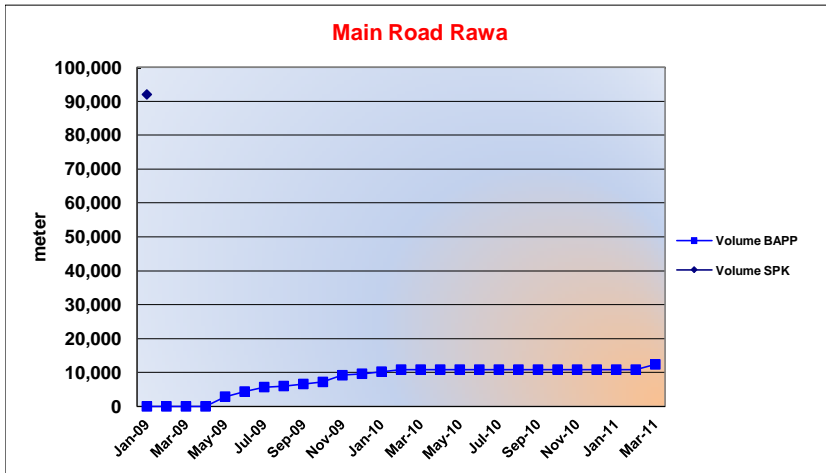


Bulan	Hasil per Bulan	Kumulatif
Jan-09	-	-
Feb-09	923.63	923.63
Mar-09	206.37	1,130.00
Apr-09	638.00	1,768.00
May-09	1,126.00	2,894.00
Jun-09	-	2,894.00
Jul-09	-	2,894.00
Aug-09	-	2,894.00
Sep-09	-	2,894.00
Oct-09	-	2,894.00
Nov-09	38.00	2,932.00
Dec-09	-	2,932.00
Jan-10	-	2,932.00
Feb-10	-	2,932.00
Mar-10	197.00	3,129.00
Apr-10	-	3,129.00
May-10	-	3,129.00
Jun-10	-	3,129.00
Jul-10	-	3,129.00
Aug-10	-	3,129.00
Sep-10	-	3,129.00
Oct-10	-	3,129.00
Nov-10	-	3,129.00
Dec-10	-	3,129.00
Jan-11	-	3,129.00
Feb-11	-	3,129.00
Mar-11	-	3,129.00
	<b>3,129.00</b>	



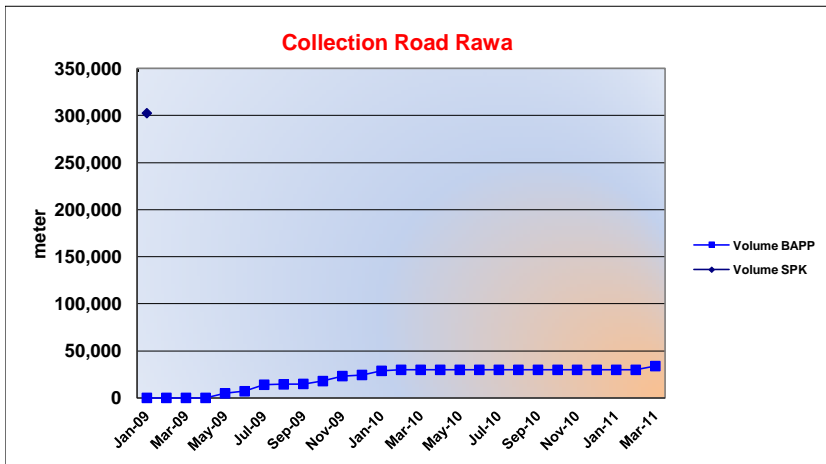
**PROGRESS REPORT - Kebun Nusantara**

Jenis Pekerjaan	Unit	Vol SPK	Realisasi	%
Main Road Rawa	Meter	92,000.00	12,384.00	13.46%



Bulan	Hasil per Bulan	Kumulatif
Jan-09	-	-
Feb-09	-	-
Mar-09	-	-
Apr-09	-	-
May-09	2,867.00	2,867.00
Jun-09	1,500.00	4,367.00
Jul-09	1,327.00	5,694.00
Aug-09	303.00	5,997.00
Sep-09	607.00	6,604.00
Oct-09	607.00	7,211.00
Nov-09	1,973.00	9,184.00
Dec-09	442.00	9,626.00
Jan-10	616.00	10,242.00
Feb-10	603.00	10,845.00
Mar-10	-	10,845.00
Apr-10	-	10,845.00
May-10	-	10,845.00
Jun-10	-	10,845.00
Jul-10	-	10,845.00
Aug-10	-	10,845.00
Sep-10	-	10,845.00
Oct-10	-	10,845.00
Nov-10	-	10,845.00
Dec-10	-	10,845.00
Jan-11	-	10,845.00
Feb-11	-	10,845.00
Mar-11	1,539.00	12,384.00
	<b>12,384.00</b>	

Jenis Pekerjaan	Unit	Vol SPK	Realisasi	%
Collection Road Rawa	Meter	302,500.00	3.00	11.17%

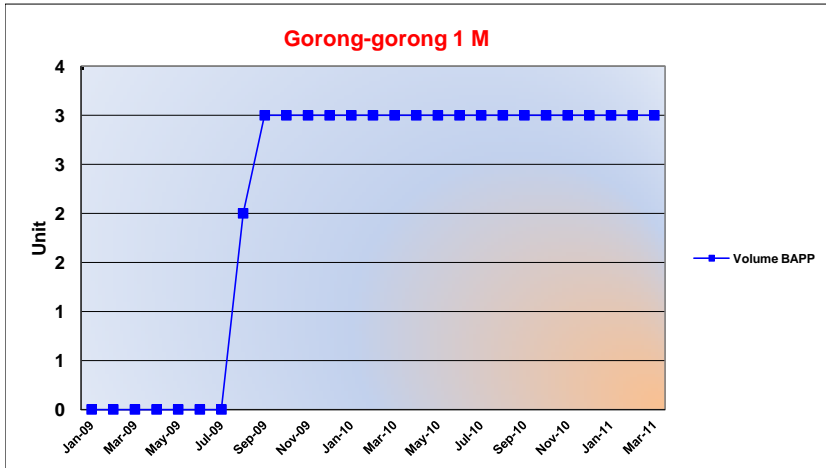


Bulan	Hasil per Bulan	Kumulatif
Jan-09	-	-
Feb-09	-	-
Mar-09	-	-
Apr-09	-	-
May-09	4,770.00	4,770.00
Jun-09	2,269.00	7,039.00
Jul-09	6,927.00	13,966.00
Aug-09	428.00	14,394.00
Sep-09	431.00	14,825.00
Oct-09	3,001.00	17,826.00
Nov-09	5,345.00	23,171.00
Dec-09	1,199.00	24,370.00
Jan-10	4,353.00	28,723.00
Feb-10	1,066.00	29,789.00
Mar-10	-	29,789.00
Apr-10	-	29,789.00
May-10	-	29,789.00
Jun-10	-	29,789.00
Jul-10	-	29,789.00
Aug-10	-	29,789.00
Sep-10	-	29,789.00
Oct-10	-	29,789.00
Nov-10	-	29,789.00
Dec-10	-	29,789.00
Jan-11	-	29,789.00
Feb-11	-	29,789.00
Mar-11	4,010.00	33,799.00
	<b>33,799.00</b>	



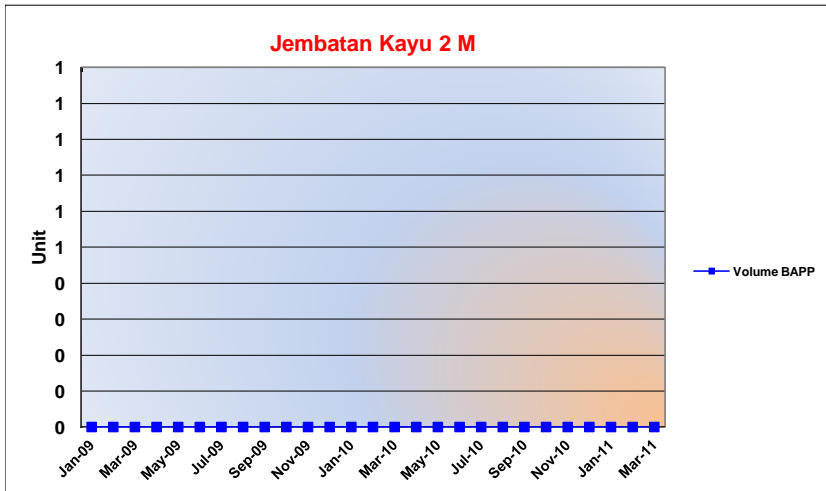
**PROGRESS REPORT - Kebun Nusantara**

Jenis Pekerjaan	Unit	Vol SPK	Realisasi	%
Gorong-gorong 1 M	Unit	-	-	0.00%



Bulan	Hasil per Bulan	Kumulatif
Jan-09	-	-
Feb-09	-	-
Mar-09	-	-
Apr-09	-	-
May-09	-	-
Jun-09	-	-
Jul-09	-	-
Aug-09	2.00	2.00
Sep-09	1.00	3.00
Oct-09	-	3.00
Nov-09	-	3.00
Dec-09	-	3.00
Jan-10	-	3.00
Feb-10	-	3.00
Mar-10	-	3.00
Apr-10	-	3.00
May-10	-	3.00
Jun-10	-	3.00
Jul-10	-	3.00
Aug-10	-	3.00
Sep-10	-	3.00
Oct-10	-	3.00
Nov-10	-	3.00
Dec-10	-	3.00
Jan-11	-	3.00
Feb-11	-	3.00
Mar-11	-	3.00
	3.00	

Jenis Pekerjaan	Unit	Vol SPK	Realisasi	%
Jembatan Kayu 2 M	Unit	-	38.0	0.00%

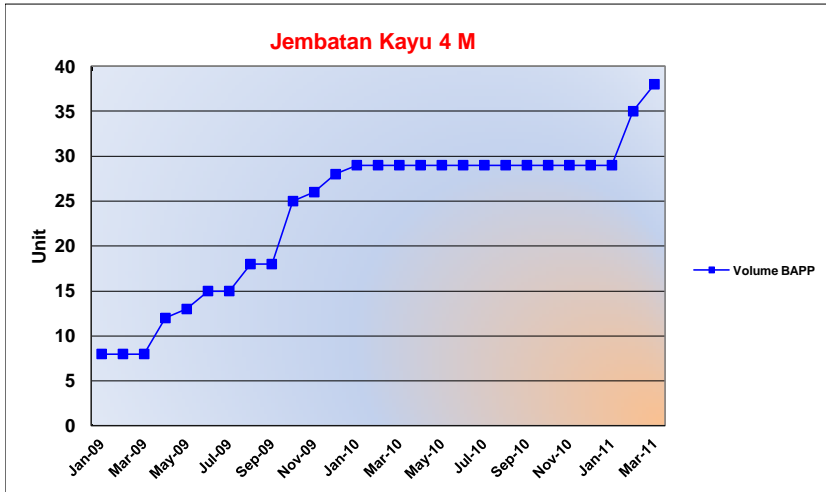


Bulan	Hasil per Bulan	Kumulatif
Jan-09	-	-
Feb-09	-	-
Mar-09	-	-
Apr-09	-	-
May-09	-	-
Jun-09	-	-
Jul-09	-	-
Aug-09	-	-
Sep-09	-	-
Oct-09	-	-
Nov-09	-	-
Dec-09	-	-
Jan-10	-	-
Feb-10	-	-
Mar-10	-	-
Apr-10	-	-
May-10	-	-
Jun-10	-	-
Jul-10	-	-
Aug-10	-	-
Sep-10	-	-
Oct-10	-	-
Nov-10	-	-
Dec-10	-	-
Jan-11	-	-
Feb-11	-	-
Mar-11	-	-
	-	-



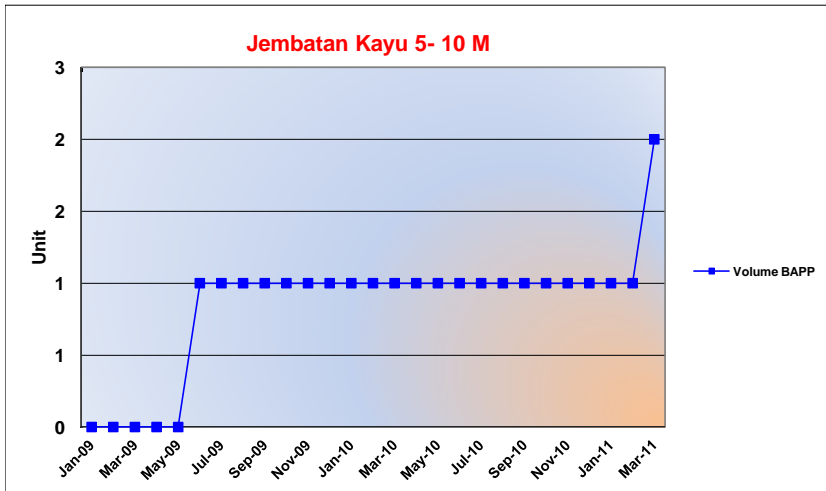
**PROGRESS REPORT - Kebun Nusantara**

Jenis Pekerjaan	Unit	Vol SPK	Realisasi	%
Jembatan Kayu 4 M	Unit	-	2.00	0.00%



Bulan	Hasil per Bulan	Kumulatif
Jan-09	8.000	8.00
Feb-09	-	8.00
Mar-09	-	8.00
Apr-09	4.000	12.00
May-09	1.000	13.00
Jun-09	2.000	15.00
Jul-09	-	15.00
Aug-09	3.000	18.00
Sep-09	-	18.00
Oct-09	7.000	25.00
Nov-09	1.000	26.00
Dec-09	2.000	28.00
Jan-10	1.000	29.00
Feb-10	-	29.00
Mar-10	-	29.00
Apr-10	-	29.00
May-10	-	29.00
Jun-10	-	29.00
Jul-10	-	29.00
Aug-10	-	29.00
Sep-10	-	29.00
Oct-10	-	29.00
Nov-10	-	29.00
Dec-10	-	29.00
Jan-11	-	29.00
Feb-11	6.000	35.00
Mar-11	3.000	38.00
	<b>38.000</b>	

Jenis Pekerjaan	Unit	Vol SPK	Realisasi	%
Jembatan Kayu 5-10 M	Unit	-	2.00	0.00%



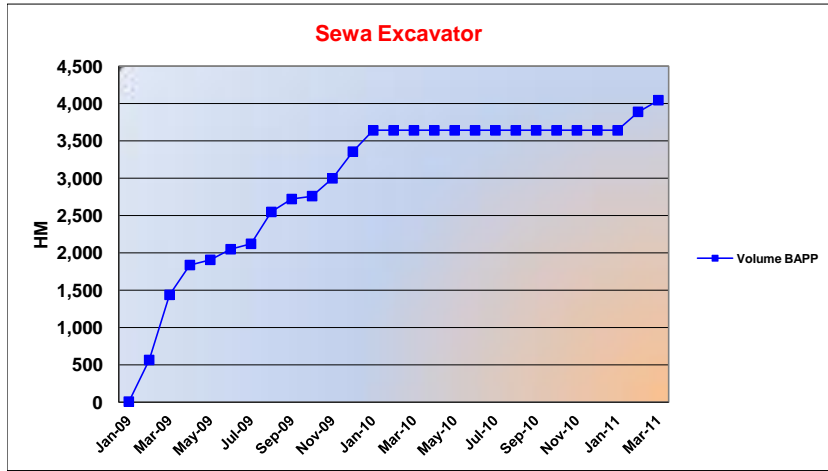
Bulan	Hasil per Bulan	Kumulatif
Jan-09	-	-
Feb-09	-	-
Mar-09	-	-
Apr-09	-	-
May-09	-	-
Jun-09	1.00	1.00
Jul-09	-	1.00
Aug-09	-	1.00
Sep-09	-	1.00
Oct-09	-	1.00
Nov-09	-	1.00
Dec-09	-	1.00
Jan-10	-	1.00
Feb-10	-	1.00
Mar-10	-	1.00
Apr-10	-	1.00
May-10	-	1.00
Jun-10	-	1.00
Jul-10	-	1.00
Aug-10	-	1.00
Sep-10	-	1.00
Oct-10	-	1.00
Nov-10	-	1.00
Dec-10	-	1.00
Jan-11	-	1.00
Feb-11	-	1.00
Mar-11	1.00	2.00
	<b>2.00</b>	



# PT. NUSANTARA SAWIT PERSADA

## PROGRESS REPORT - Kebun Nusantara

Jenis Pekerjaan	Unit	Vol SPK	Realisasi	%
Sewa Excavator	HM	-	4,046.00	0.00%



Bulan	Hasil per Bulan	Kumulatif
Jan-09	11.00	11.00
Feb-09	557.40	568.40
Mar-09	871.80	1,440.20
Apr-09	399.10	1,839.30
May-09	69.50	1,908.80
Jun-09	142.20	2,051.00
Jul-09	72.30	2,123.30
Aug-09	426.80	2,550.10
Sep-09	172.50	2,722.60
Oct-09	39.20	2,761.80
Nov-09	238.10	2,999.90
Dec-09	357.30	3,357.20
Jan-10	284.80	3,642.00
Feb-10	-	3,642.00
Mar-10	-	3,642.00
Apr-10	-	3,642.00
May-10	-	3,642.00
Jun-10	-	3,642.00
Jul-10	-	3,642.00
Aug-10	-	3,642.00
Sep-10	-	3,642.00
Oct-10	-	3,642.00
Nov-10	-	3,642.00
Dec-10	-	3,642.00
Jan-11	-	3,642.00
Feb-11	248.00	3,890.00
Mar-11	156.00	4,046.00
	4,046.00	