



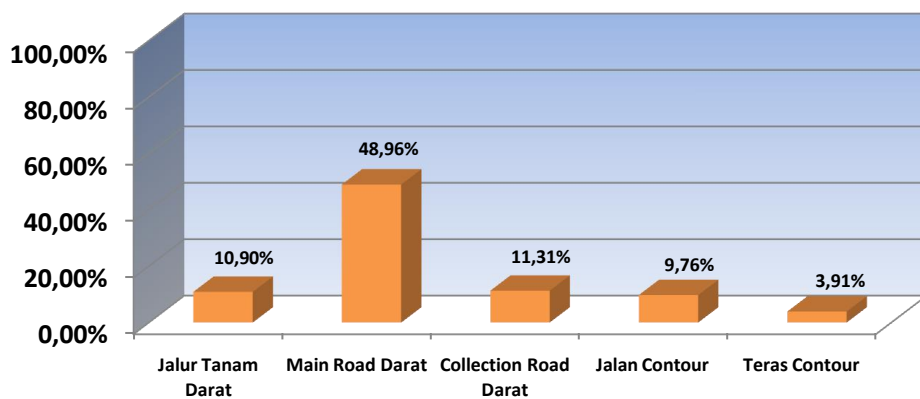
**PROGRESS REPORT - Kebun Gaharu**

KONTRAK NO :

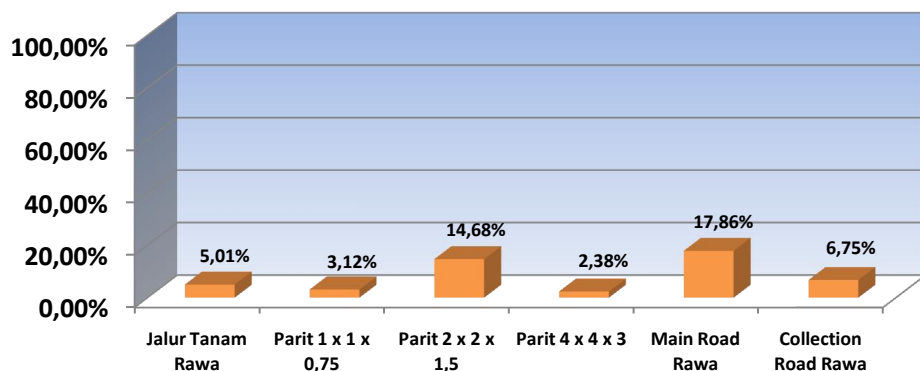
1. 016/BNML/JKTO/08/2011 - Imas/Tumbang
2. 017/BNML/JKTO/08/2011 - Jalur Tanam, BPRT, & PJLN
3. 018/BNML/JKTO/08/2011 - SWAB

Jenis Pekerjaan	Unit	Vol SPK 1 Sept '11 s.d 31 Agust '13	Realisasi			%
			AKUMULASI S.D BULAN LALU	BAPP April 2012	S.D BAPP April 2012	
<b>Bulldozer</b>						
Jalur Tanam Darat	Ha	6.300,00	554,18	132,40	686,58	10,90%
Main Road Darat	Meter	46.410,00	21.454,99	1.266,50	22.721,49	48,96%
Collection Road Darat	Meter	152.880,00	13.473,94	3.820,27	17.294,21	11,31%
Jalan Contour	Meter	157.500,00	14.160,20	1.212,64	15.372,84	9,76%
Teras Contour	Meter	1.951.250,00	66.302,23	10.058,30	76.360,53	3,91%
Sewa Bulldozer	HM	-	323,40	135,30	458,70	
<b>Excavator</b>						
Jalur Tanam Rawa	Ha	700,00	30,10	4,94	35,04	5,01%
Parit 1 x 1 x 0,75	Meter	343.000,00	9.692,03	1.007,33	10.699,36	3,12%
Parit 2 x 2 x 1,5	Meter	86.520,00	10.322,75	2.376,24	12.698,99	14,68%
Parit 4 x 4 x 3	Meter	29.890,00	711,19	-	711,19	2,38%
Main Road Rawa	Meter	7.140,00	1.194,50	81,01	1.275,51	17,86%
Collection Road Rawa	Meter	23.520,00	1.324,64	263,63	1.588,27	6,75%
Gorong-gorong	Unit	-	70,00	11,00	81,00	
Jembatan 2 M	Unit	-	36,00	4,00	40,00	
Jembatan 4 M	Unit	-	2,00	1,00	3,00	
Jembatan 5-10 M	Unit	-	-	-	-	
Jembatan > 10 M	Unit	-	-	-	-	
Sewa Excavator	HM	-	427,00	176,00	603,00	
Imas Tumbang	Ha	7.000,00	101,90	-	101,90	1,46%

**Pekerjaan Bulldozer**



**Pekerjaan Excavator**

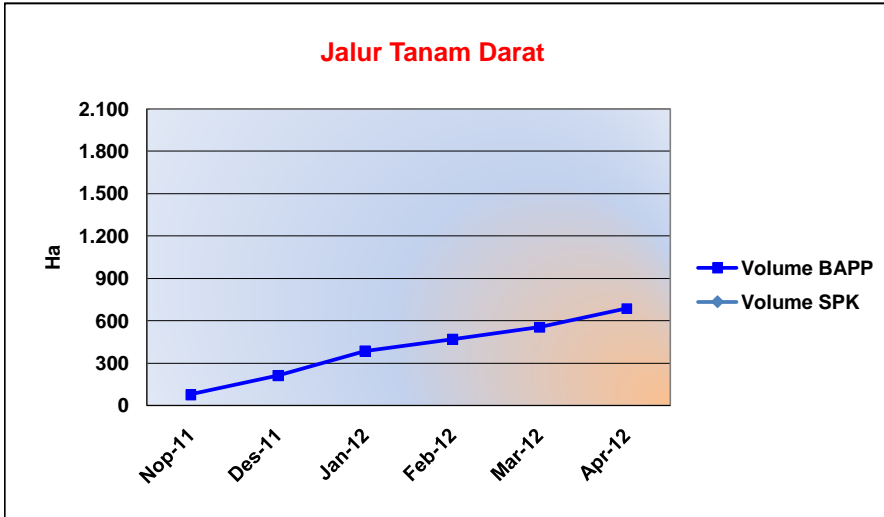




**PROGRESS REPORT - Kebun Gaharu**

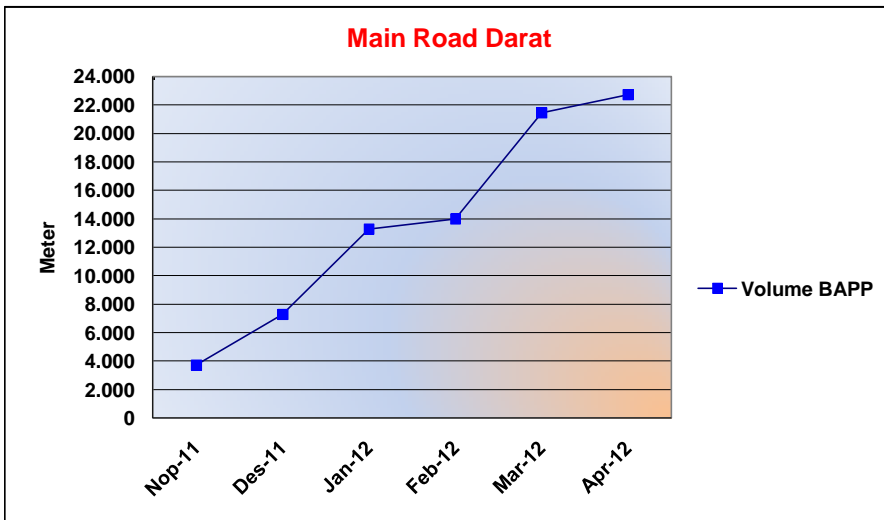
**Chart & Detail Per Month**

Jenis Pekerjaan	Unit	Vol SPK	Realisasi	%
Jalur Tanam Darat	Ha	6.300,00	686,58	10,90%



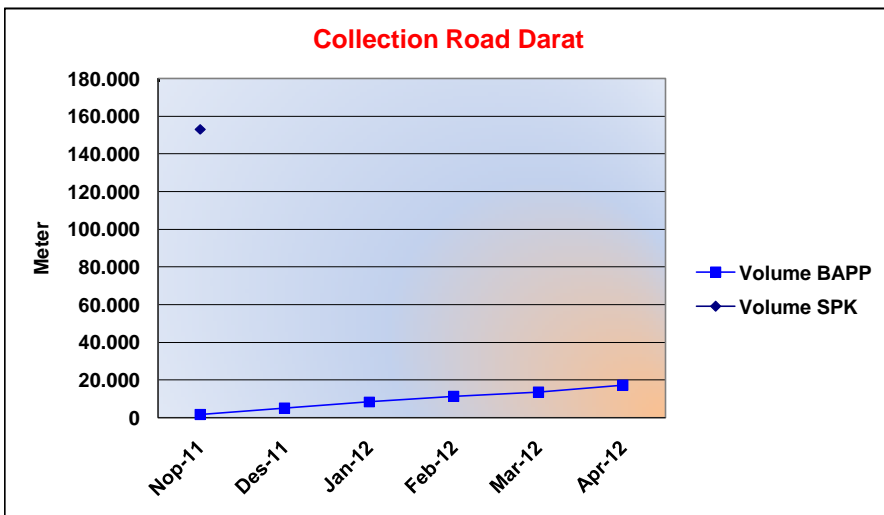
Bulan	Hasil per Bulan	Kumulatif
Nop-11	77,50	77,50
Des-11	133,62	211,12
Jan-12	174,76	385,88
Feb-12	83,63	469,51
Mar-12	84,67	554,18
Apr-12	132,40	686,58
	686,58	

Jenis Pekerjaan	Unit	Vol SPK	Realisasi	%
Main Road Darat	Meter	46.410,00	22.721,49	48,96%



Bulan	Hasil per Bulan	Kumulatif
Nop-11	3.707,08	3.707,08
Des-11	3.575,41	7.282,49
Jan-12	5.974,39	13.256,88
Feb-12	730,57	13.987,45
Mar-12	7.467,54	21.454,99
Apr-12	1.266,50	22.721,49
	22.721,49	

Jenis Pekerjaan	Unit	Vol SPK	Realisasi	%
Collection Road Darat	Meter	152.880,00	17.294,21	11,31%

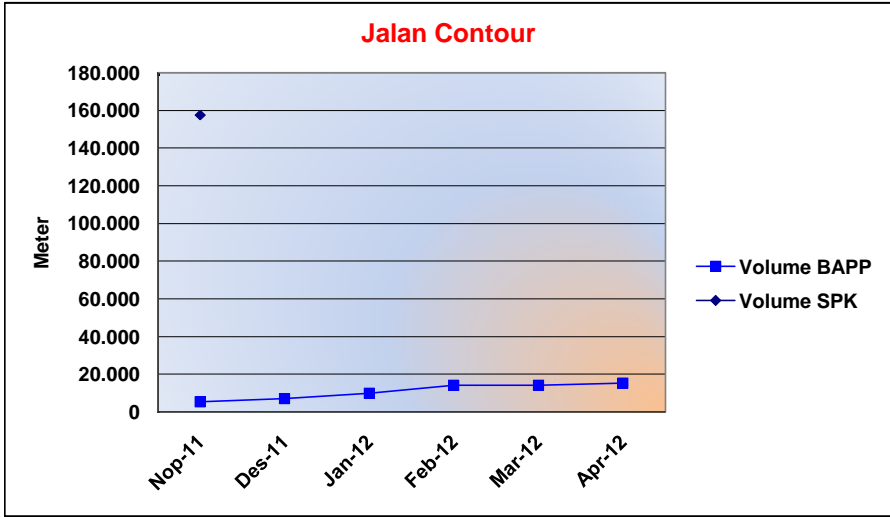


Bulan	Hasil per Bulan	Kumulatif
Nop-11	1.641,70	1.641,70
Des-11	3.352,94	4.994,64
Jan-12	3.375,73	8.370,37
Feb-12	2.972,73	11.343,10
Mar-12	2.130,84	13.473,94
Apr-12	3.820,27	17.294,21
	17.294,21	



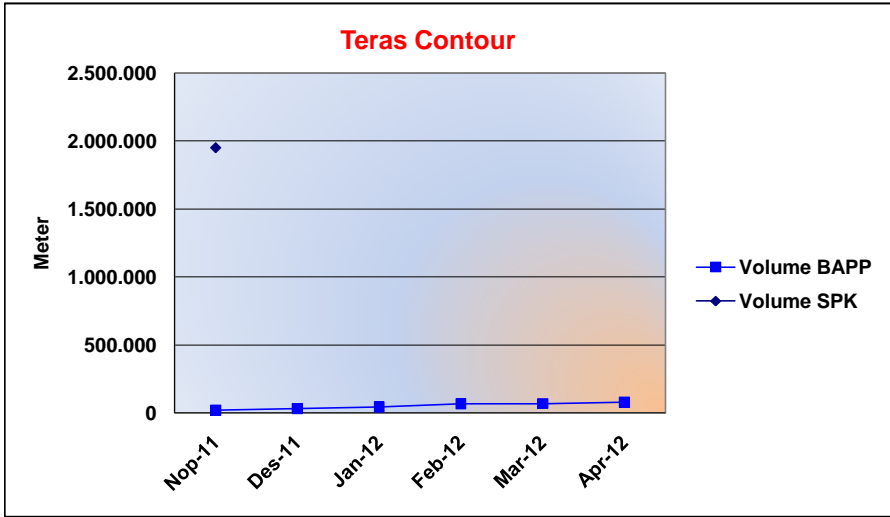
**PROGRESS REPORT - Kebun Gaharu**

Jenis Pekerjaan	Unit	Vol SPK	Realisasi	%
Jalan Contour	Meter	157.500,00	15.372,84	9,76%



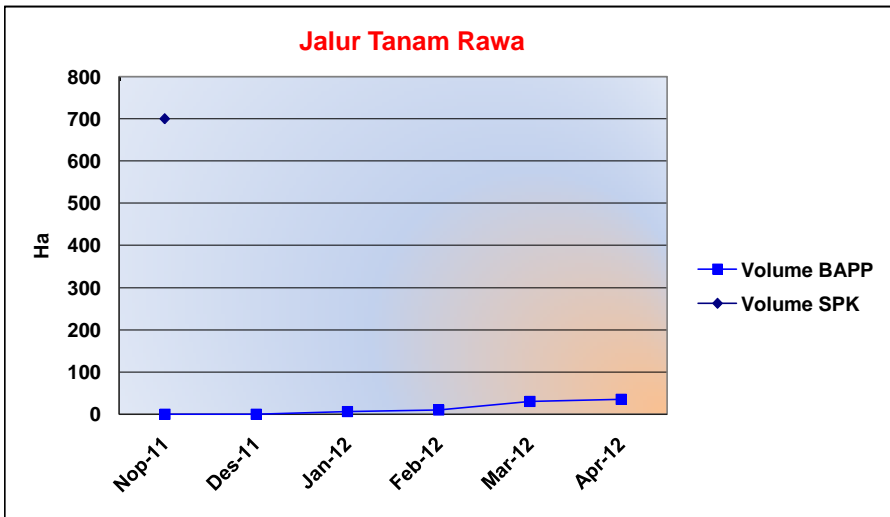
Bulan	Hasil per Bulan	Kumulatif
Nop-11	5.485,05	5.485,05
Des-11	1.823,86	7.308,91
Jan-12	2.647,79	9.956,70
Feb-12	4.203,50	14.160,20
Mar-12	-	14.160,20
Apr-12	1.212,64	15.372,84
	<b>15.372,84</b>	

Jenis Pekerjaan	Unit	Vol SPK	Realisasi	%
Teras Contour	Meter	1.951.250,00	76.360,53	3,91%



Bulan	Hasil per Bulan	Kumulatif
Nop-11	16.236,58	16.236,58
Des-11	11.725,00	27.961,58
Jan-12	12.928,27	40.889,85
Feb-12	23.402,24	64.292,09
Mar-12	2.010,14	66.302,23
Apr-12	10.058,30	76.360,53
	<b>76.360,53</b>	

Jenis Pekerjaan	Unit	Vol SPK	Realisasi	%
Jalur Tanam Rawa	Ha	700,00	35,04	5,01%

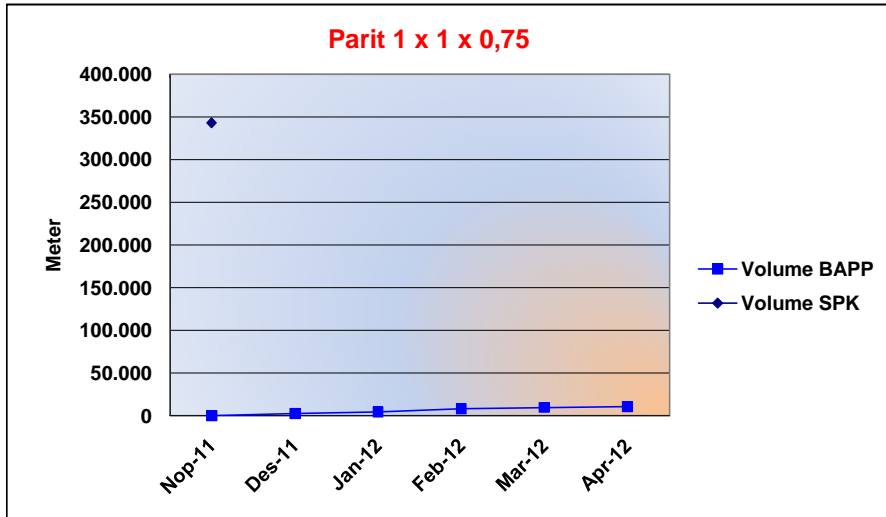


Bulan	Hasil per Bulan	Kumulatif
Nop-11	-	-
Des-11	0,33	0,33
Jan-12	6,38	6,71
Feb-12	3,90	10,61
Mar-12	19,49	30,10
Apr-12	4,94	35,04
	<b>35,04</b>	



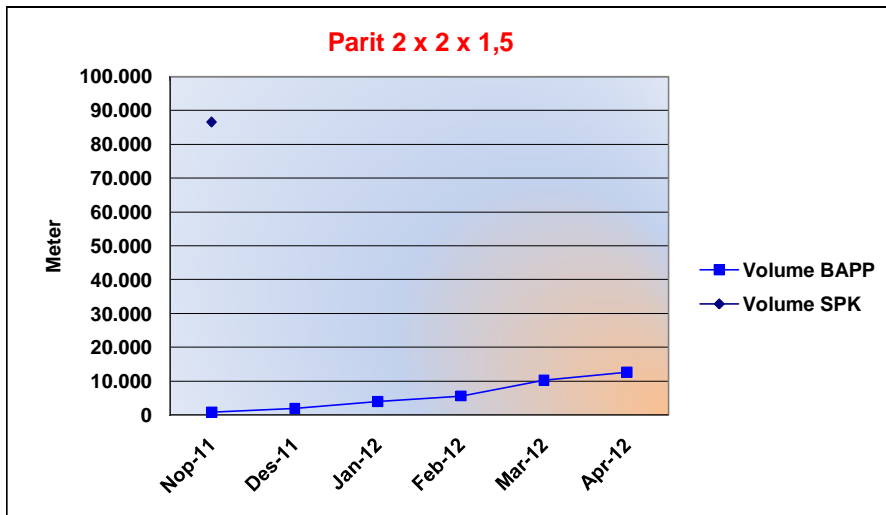
**PROGRESS REPORT - Kebun Gaharu**

Jenis Pekerjaan	Unit	Vol SPK	Realisasi	%
Parit 1 x 1 x 0,75	Meter	343.000,00	10.699,36	3,12%



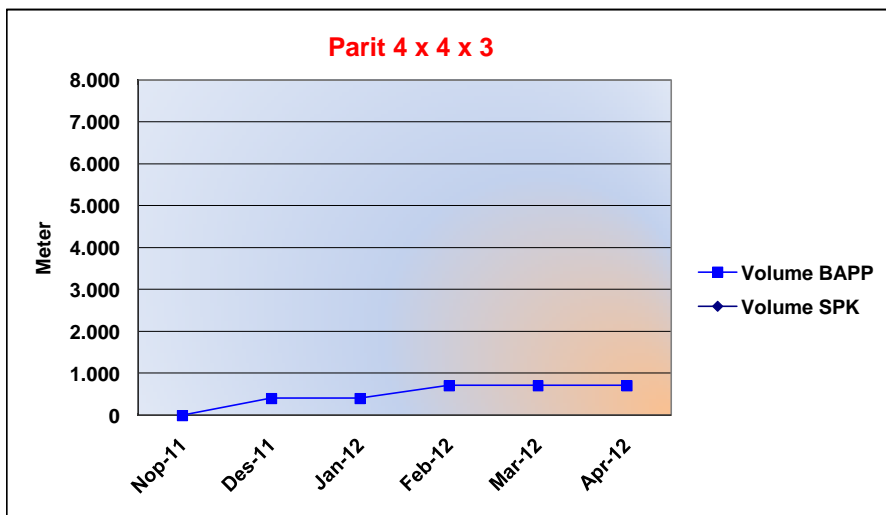
Bulan	Hasil per Bulan	Kumulatif
Nop-11	-	-
Des-11	2.450,01	2.450,01
Jan-12	2.022,94	4.472,95
Feb-12	3.453,94	7.926,89
Mar-12	1.765,14	9.692,03
Apr-12	1.007,33	10.699,36
	<b>10.699,36</b>	

Jenis Pekerjaan	Unit	Vol SPK	Realisasi	%
Parit 2 x 2 x 1,5	Meter	86.520	12.698,99	14,68%



Bulan	Hasil per Bulan	Kumulatif
Nop-11	815,97	815,97
Des-11	1.177,46	1.993,43
Jan-12	2.000,87	3.994,30
Feb-12	1.649,15	5.643,45
Mar-12	4.679,30	10.322,75
Apr-12	2.376,24	12.698,99
	<b>12.698,99</b>	

Jenis Pekerjaan	Unit	Vol SPK	Realisasi	%
Parit 4 x 4 x 3	Meter	29.890,00	711,19	2,38%

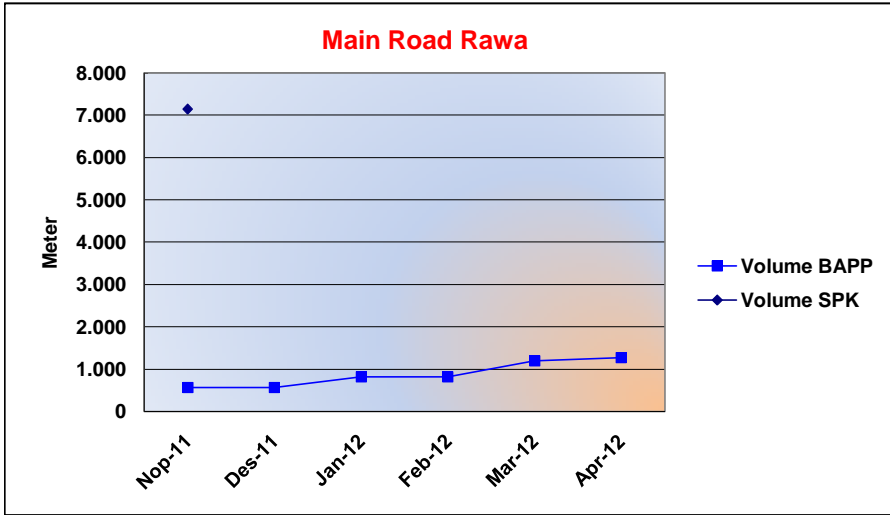


Bulan	Hasil per Bulan	Kumulatif
Nop-11	-	-
Des-11	407,19	407,19
Jan-12	-	407,19
Feb-12	304,00	711,19
Mar-12	-	711,19
Apr-12	-	711,19
	<b>711,19</b>	



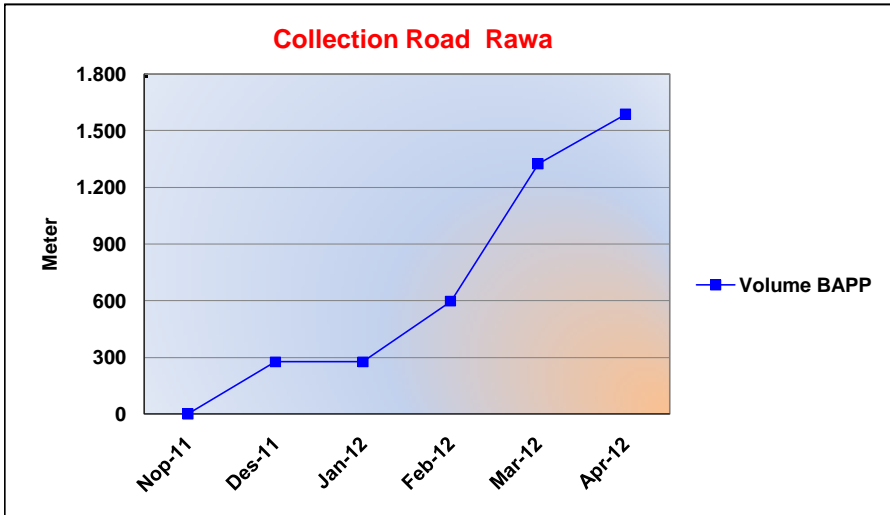
**PROGRESS REPORT - Kebun Gaharu**

Jenis Pekerjaan	Unit	Vol SPK	Realisasi	%
Main Road Rawa	Meter	7.140,00	1.275,51	17,86%



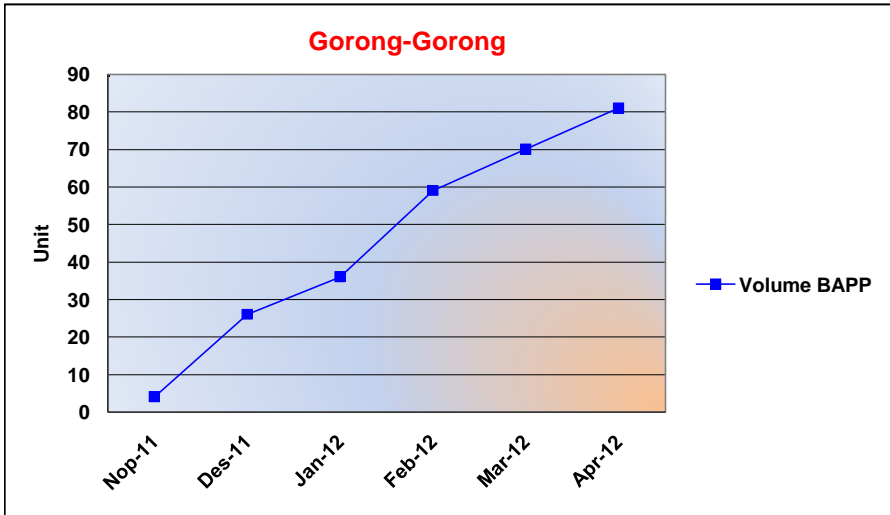
Bulan	Hasil per Bulan	Kumulatif
Nop-11	561,48	561,48
Des-11	-	561,48
Jan-12	259,63	821,11
Feb-12	-	821,11
Mar-12	373,39	1.194,50
Apr-12	81,01	1.275,51
	1.275,51	

Jenis Pekerjaan	Unit	Vol SPK	Realisasi	%
Collection Road Rawa	Meter	23.520,00	1.588,27	6,75%



Bulan	Hasil per Bulan	Kumulatif
Nop-11	-	-
Des-11	275,65	275,65
Jan-12	-	275,65
Feb-12	321,82	597,47
Mar-12	727,17	1.324,64
Apr-12	263,63	1.588,27
	1.588,27	

Jenis Pekerjaan	Unit	Vol SPK	Realisasi	%
Gorong-gorong	Unit	-	81,00	0,00%

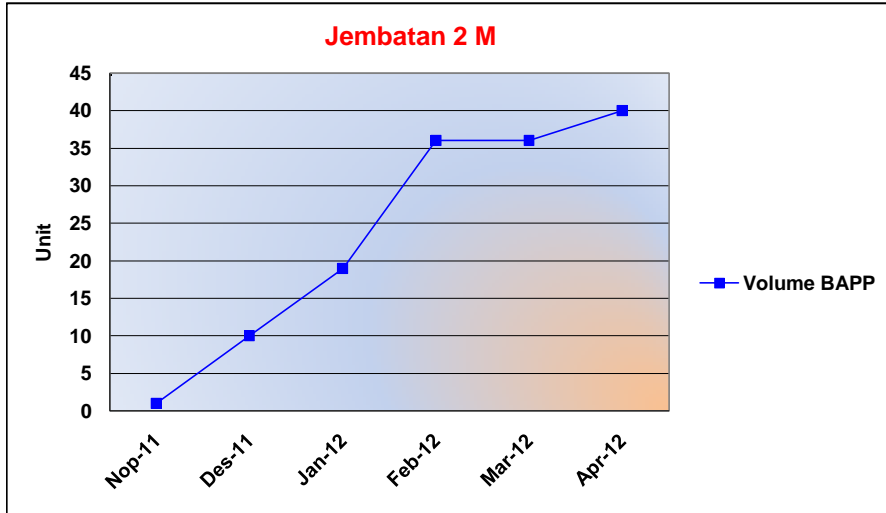


Bulan	Hasil per Bulan	Kumulatif
Nop-11	4,00	4,00
Des-11	22,00	26,00
Jan-12	10,00	36,00
Feb-12	23,00	59,00
Mar-12	11,00	70,00
Apr-12	11,00	81,00
	81,00	



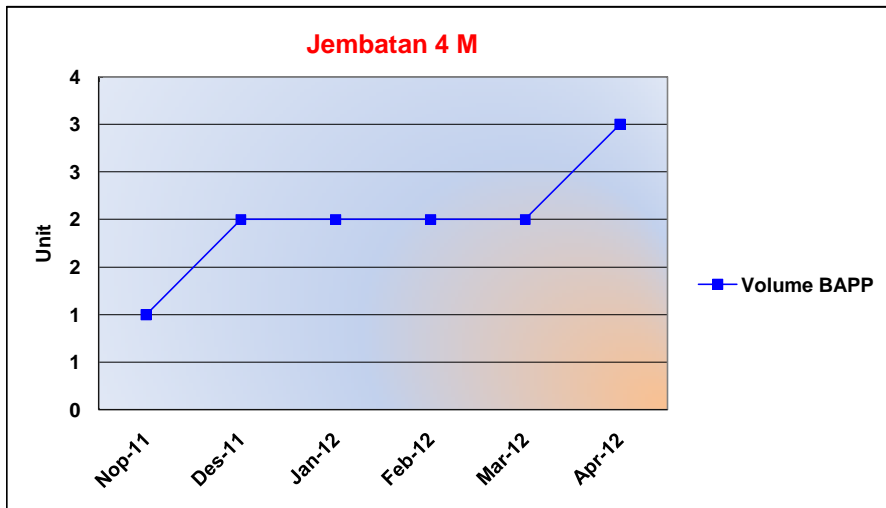
**PROGRESS REPORT - Kebun Gaharu**

Jenis Pekerjaan	Unit	Vol SPK	Realisasi	%
Jembatan 2 M	Unit	-	40,00	0,00%



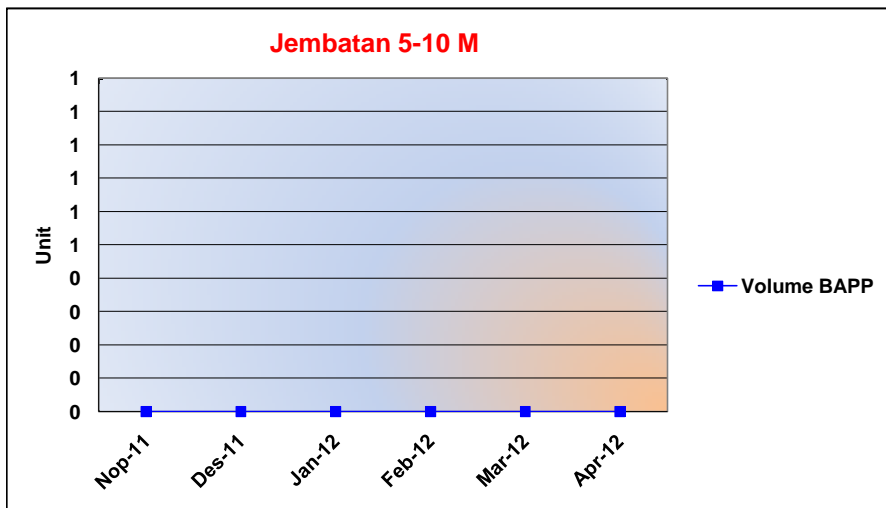
Bulan	Hasil per Bulan	Kumulatif
Nop-11	1,00	1,00
Des-11	9,00	10,00
Jan-12	9,00	19,00
Feb-12	17,00	36,00
Mar-12	-	36,00
Apr-12	4,00	40,00
	40,00	

Jenis Pekerjaan	Unit	Vol SPK	Realisasi	%
Jembatan 4 M	Unit	-	3,00	0,00%



Bulan	Hasil per Bulan	Kumulatif
Nop-11	1,00	1,00
Des-11	1,00	2,00
Jan-12	-	2,00
Feb-12	-	2,00
Mar-12	-	2,00
Apr-12	1,00	3,00
	3,00	

Jenis Pekerjaan	Unit	Vol SPK	Realisasi	%
Jembatan 5-10 M	Unit	-	-	0,00%

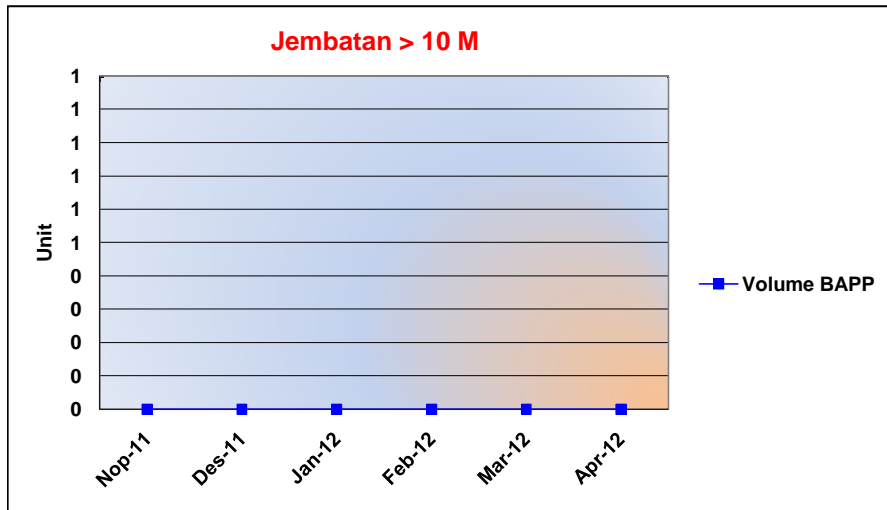


Bulan	Hasil per Bulan	Kumulatif
Nop-11	-	-
Des-11	-	-
Jan-12	-	-
Feb-12	-	-
Mar-12	-	-
Apr-12	-	-
	-	



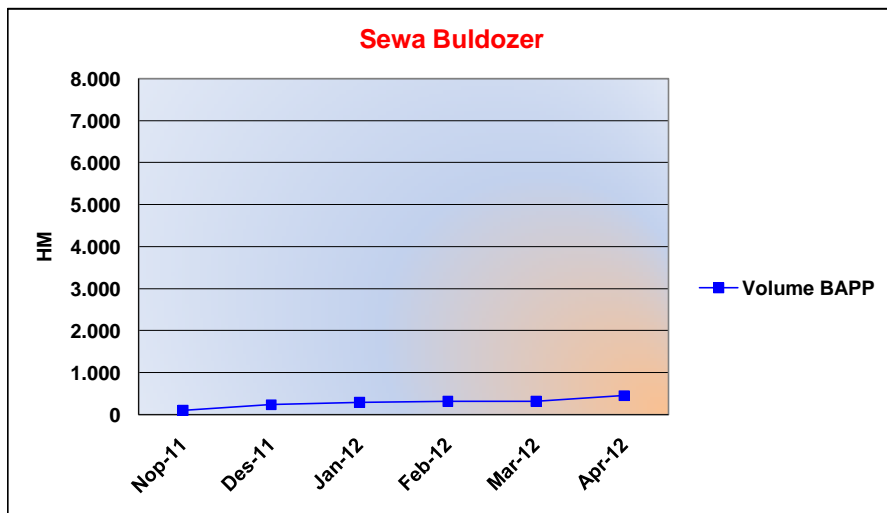
**PROGRESS REPORT - Kebun Gaharu**

Jenis Pekerjaan	Unit	Vol SPK	Realisasi	%
Jembatan > 10 M	Unit	-	-	0,00%



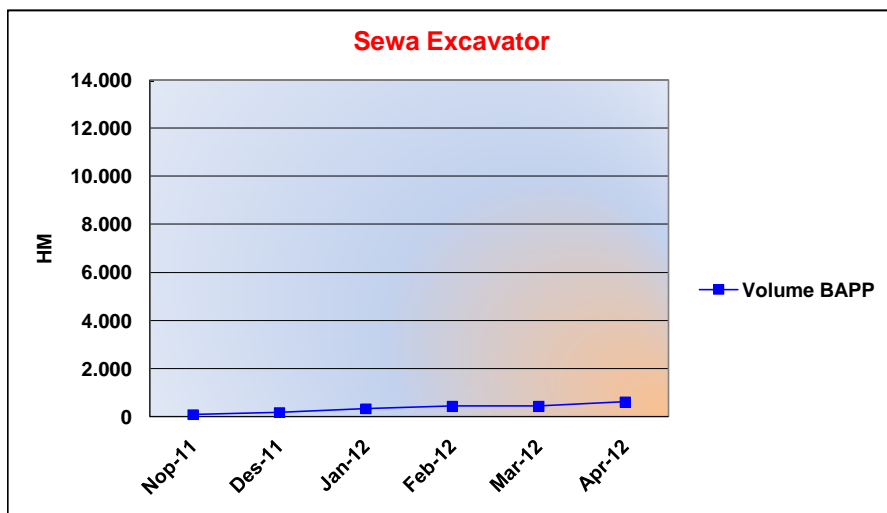
Bulan	Hasil per Bulan	Kumulatif
Nop-11	-	-
Des-11	-	-
Jan-12	-	-
Feb-12	-	-
Mar-12	-	-
Apr-12	-	-
	-	-

Jenis Pekerjaan	Unit	Vol SPK	Realisasi	%
Sewa Buldozer	HM	-	458,70	0,00%



Bulan	Hasil per Bulan	Kumulatif
Nop-11	110,10	110,10
Des-11	134,00	244,10
Jan-12	53,00	297,10
Feb-12	26,30	323,40
Mar-12	-	323,40
Apr-12	135,30	458,70
	458,70	

Jenis Pekerjaan	Unit	Vol SPK	Realisasi	%
Sewa Excavator	HM	-	603,00	0,00%

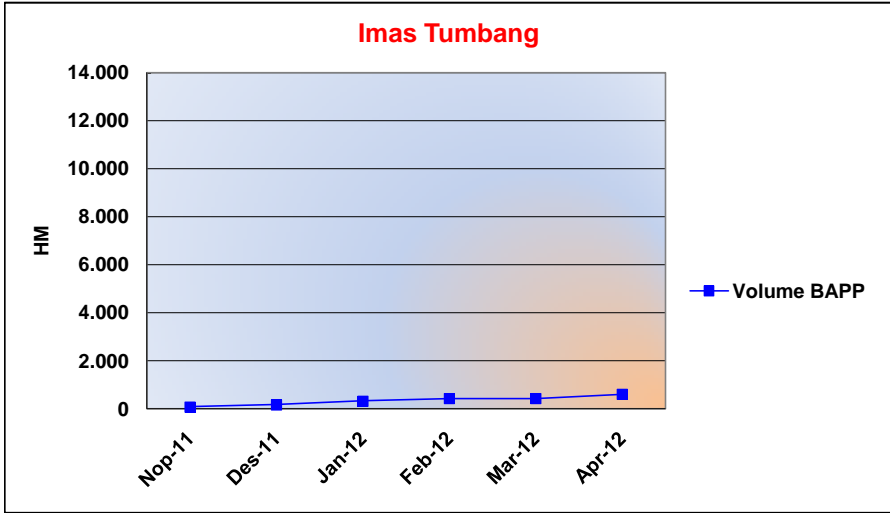


Bulan	Hasil per Bulan	Kumulatif
Nop-11	76,00	76,00
Des-11	92,00	168,00
Jan-12	154,00	322,00
Feb-12	105,00	427,00
Mar-12	-	427,00
Apr-12	176,00	603,00
	603,00	



**PROGRESS REPORT - Kebun Gaharu**

Jenis Pekerjaan	Unit	Vol SPK	Realisasi	%
Imas Tumbang	Ha	7.000,00	101,90	14,68%



Bulan	Hasil per Bulan	Kumulatif
Nop-11	-	-
Des-11	101,90	101,90
Jan-12	-	101,90
Feb-12	-	101,90
Mar-12	-	101,90
Apr-12	-	101,90
	101,90	