



PT. BUANA ADHITAMA

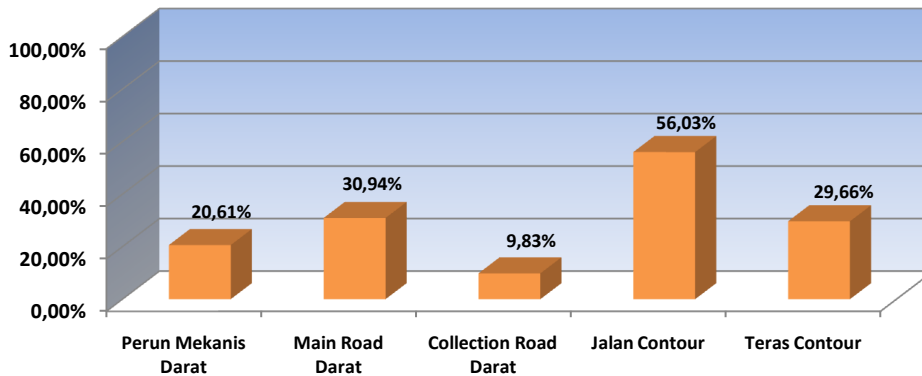
PROGRESS REPORT - Kebun Sapiri

KONTRAK NO :

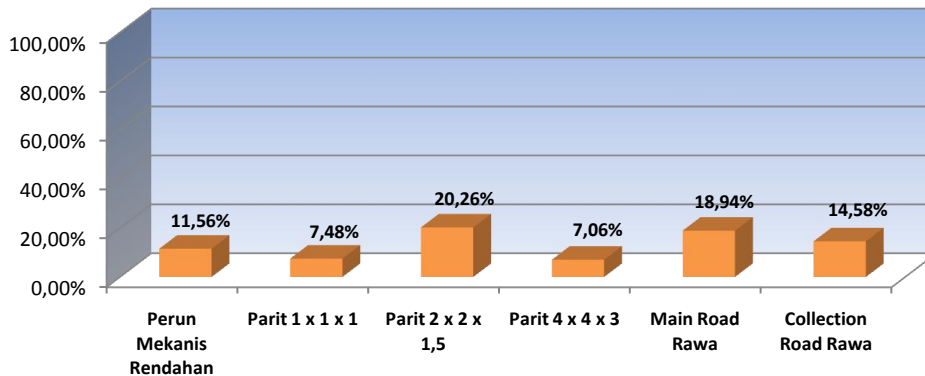
1. 092/SPRE/BADL/06/2009-PL
2. 093/SPRE/BADL/06/2009-SWAB

Jenis Pekerjaan	Unit	Vol SPK 02 Juni 2009 s.d 31 Desember 2011	Realisasi			%
			AKUMULASI S.D BULAN LALU	BAPP Maret 2010	S.D BAPP Maret 2010	
Bulldozer						
Perun Mekanis Darat	Ha	1.200,00	200,20	47,09	247,29	20,61%
Main Road Darat	Meter	6.120,00	1.893,24	-	1.893,24	30,94%
Collection Road Darat	Meter	20.160,00	1.871,70	109,08	1.980,78	9,83%
Jalan Contour	Meter	72.000,00	38.813,50	1.526,61	40.340,11	56,03%
Teras Contour	Meter	669.000,00	178.909,51	19.506,42	198.415,93	29,66%
Sewa Buldozer	HM	-	1.121,40	456,00	1.577,40	
Excavator						
Perun Mekanis Rendahan	Ha	1.800,00	143,63	64,40	208,03	11,56%
Parit 1 x 1 x 1	Meter	621.000,00	37.661,03	8.803,54	46.464,57	7,48%
Parit 2 x 2 x 1,5	Meter	72.480,00	13.581,53	1.104,68	14.686,21	20,26%
Parit 4 x 4 x 3	Meter	21.000,00	1.483,17	-	1.483,17	7,06%
Main Road Rawa	Meter	18.360,00	3.476,68	-	3.476,68	18,94%
Collection Road Rawa	Meter	60.480,00	6.345,34	2.469,66	8.815,00	14,58%
Gorong-gorong Kayu	Unit	-	15,00	1,00	16,00	
Jembatan Kayu 2 M	Unit	-	72,00	3,00	75,00	
Jembatan Kayu 4 M	Unit	-	4,00	-	4,00	
Jembatan Kayu 5-10 M	Unit	-	-	-	-	
Jembatan Kayu > 10 M	Unit	-	-	-	-	
Sewa Excavator	HM	-	162,90	178,00	340,90	

Pekerjaan Bulldozer



Pekerjaan Excavator



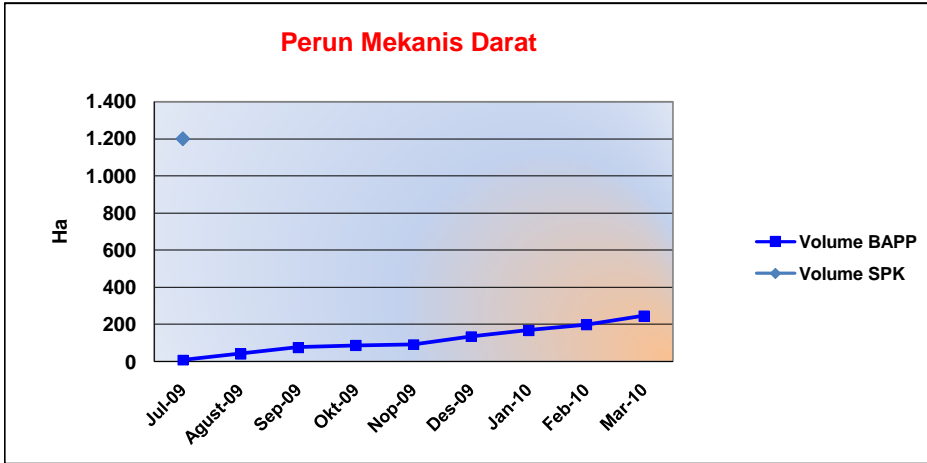


PT. BUANA ADHITAMA

PROGRESS REPORT - Kebun Sapiri

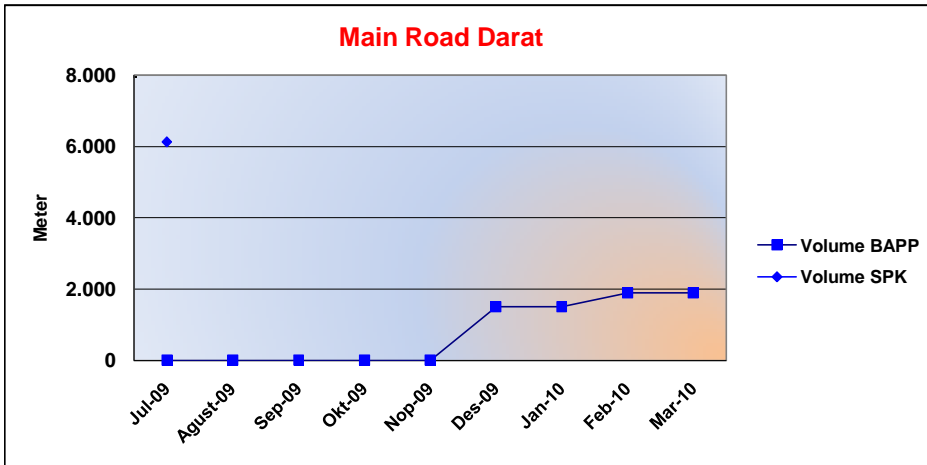
Chart & Detail Per Month

Jenis Pekerjaan	Unit	Vol SPK	Realisasi	%
Perun Mekanis Darat	Ha	1.200,00	247,29	20,61%



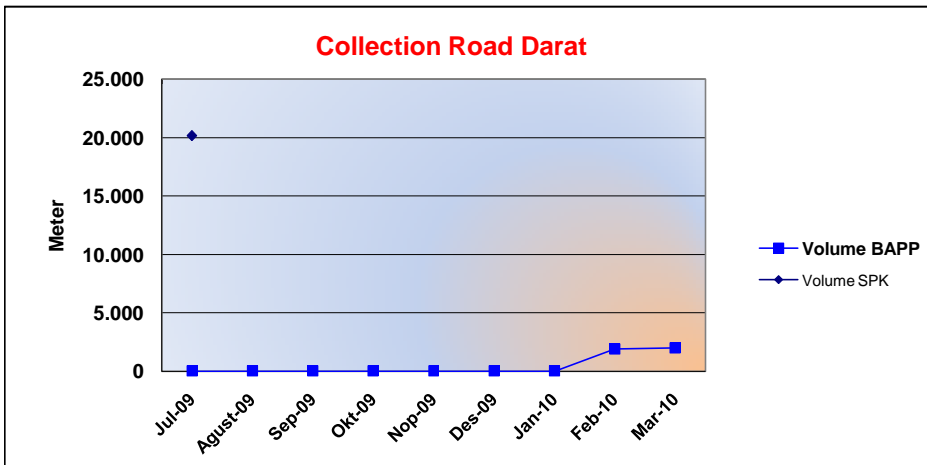
Bulan	Hasil per Bulan	Kumulatif
Jul-09	10,00	10,00
Agust-09	33,11	43,11
Sep-09	34,69	77,80
Okt-09	9,75	87,55
Nop-09	5,36	92,91
Des-09	43,11	136,02
Jan-10	33,36	169,38
Feb-10	30,82	200,20
Mar-10	47,09	247,29
	247,29	

Jenis Pekerjaan	Unit	Vol SPK	Realisasi	%
Main Road Darat	Meter	6.120,00	1.893,24	30,94%



Bulan	Hasil per Bulan	Kumulatif
Jul-09	-	-
Agust-09	-	-
Sep-09	-	-
Okt-09	-	-
Nop-09	-	-
Des-09	1.501,85	1.501,85
Jan-10	-	1.501,85
Feb-10	391,39	1.893,24
Mar-10	-	1.893,24
	1.893,24	

Jenis Pekerjaan	Unit	Vol SPK	Realisasi	%
Collection Road Darat	Meter	20.160,00	1.980,78	9,83%



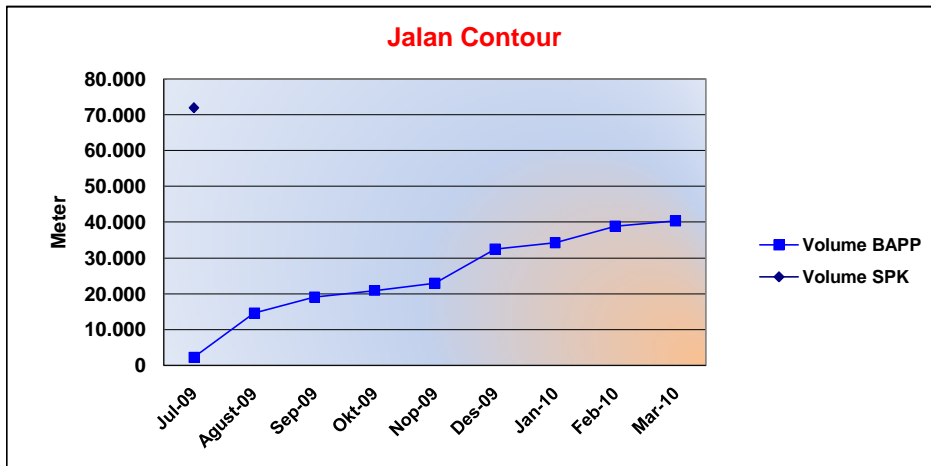
Bulan	Hasil per Bulan	Kumulatif
Jul-09	-	-
Agust-09	-	-
Sep-09	-	-
Okt-09	-	-
Nop-09	-	-
Des-09	13,41	13,41
Jan-10	-	13,41
Feb-10	1.858,29	1.871,70
Mar-10	109,08	1.980,78
	1.980,78	



PT. BUANA ADHITAMA

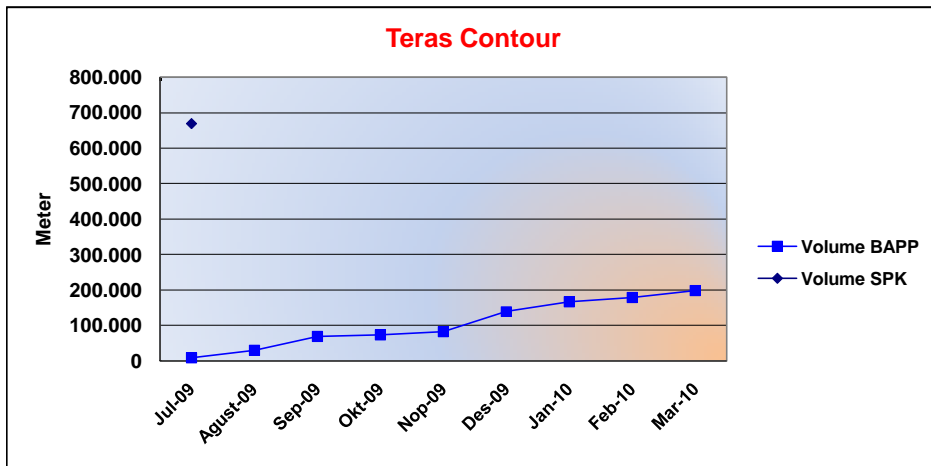
PROGRESS REPORT - Kebun Sapiri

Jenis Pekerjaan	Unit	Vol SPK	Realisasi	%
Jalan Contour	Meter	72.000,00	40.340,11	56,03%



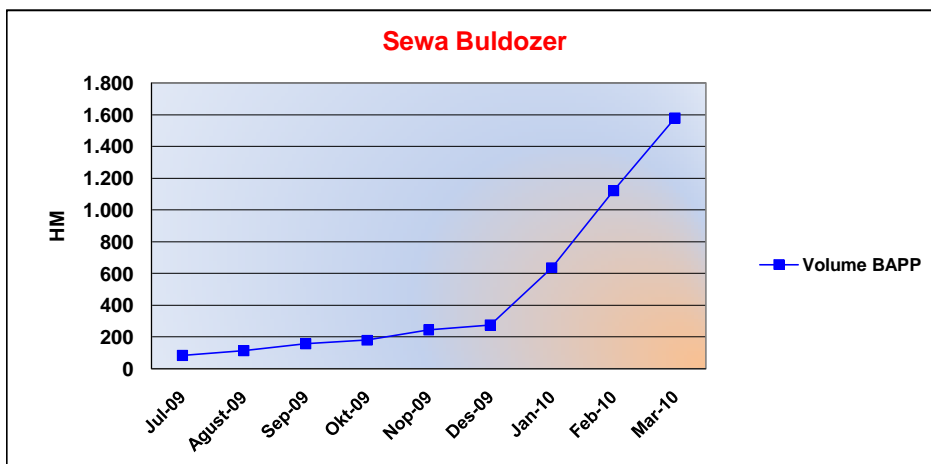
Bulan	Hasil per Bulan	Kumulatif
Jul-09	2.233,21	2.233,21
Agust-09	12.373,13	14.606,34
Sep-09	4.493,33	19.099,67
Okt-09	1.808,31	20.907,98
Nop-09	1.991,33	22.899,31
Des-09	9.535,71	32.435,02
Jan-10	1.793,03	34.228,05
Feb-10	4.585,45	38.813,50
Mar-10	1.526,61	40.340,11
	40.340,11	

Jenis Pekerjaan	Unit	Vol SPK	Realisasi	%
Teras Contour	Meter	669.000,00	198.415,93	29,66%



Bulan	Hasil per Bulan	Kumulatif
Jul-09	8.471,43	8.471,43
Agust-09	20.905,07	29.376,50
Sep-09	39.510,22	68.886,72
Okt-09	4.949,58	73.836,30
Nop-09	8.311,88	82.148,18
Des-09	56.794,92	138.943,10
Jan-10	27.241,89	166.184,99
Feb-10	12.724,52	178.909,51
Mar-10	19.506,42	198.415,93
	198.415,93	

Jenis Pekerjaan	Unit	Vol SPK	Realisasi	%
Sewa Buldozer	HM	-	1.577,40	0,00%



Bulan	Hasil per Bulan	Kumulatif
Jul-09	84,60	84,60
Agust-09	30,00	114,60
Sep-09	44,00	158,60
Okt-09	22,00	180,60
Nop-09	66,00	246,60
Des-09	28,500	275,10
Jan-10	361,30	636,40
Feb-10	485,00	1.121,40
Mar-10	456,00	1.577,40
	1.577,40	



PT. BUANA ADHITAMA

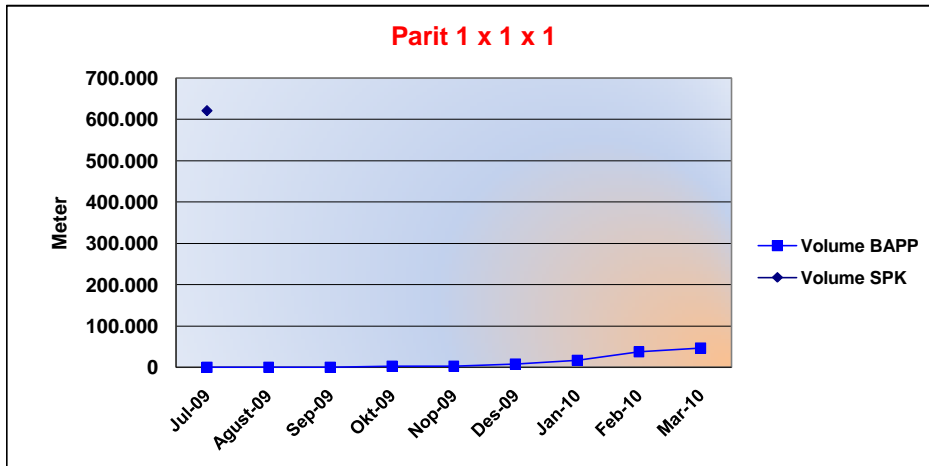
PROGRESS REPORT - Kebun Sapiri

Jenis Pekerjaan	Unit	Vol SPK	Realisasi	%
Perun Mekanis Rendahan	Ha	1.800,00	208,03	11,56%



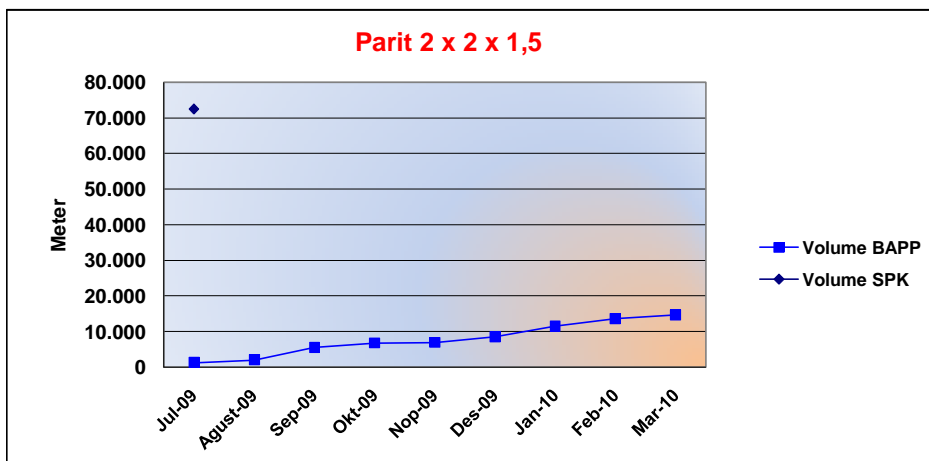
Bulan	Hasil per Bulan	Kumulatif
Jul-09	1,86	1,86
Agust-09	3,23	5,09
Sep-09	8,78	13,87
Okt-09	3,97	17,84
Nop-09	0,23	18,07
Des-09	12,180	30,25
Jan-10	59,06	89,31
Feb-10	54,32	143,63
Mar-10	64,40	208,03
	208,03	

Jenis Pekerjaan	Unit	Vol SPK	Realisasi	%
Parit 1 x 1 x 1	Meter	621.000,00	46.464,57	7,48%



Bulan	Hasil per Bulan	Kumulatif
Jul-09	-	-
Agust-09	562,13	562,13
Sep-09	26,42	588,55
Okt-09	1.676,02	2.264,57
Nop-09	-	2.264,57
Des-09	5.696,140	7.960,71
Jan-10	8.700,680	16.661,39
Feb-10	20.999,640	37.661,03
Mar-10	8.803,540	46.464,57
	46.464,57	

Jenis Pekerjaan	Unit	Vol SPK	Realisasi	%
Parit 2 x 2 x 1,5	Meter	72.480,00	14.686,21	20,26%



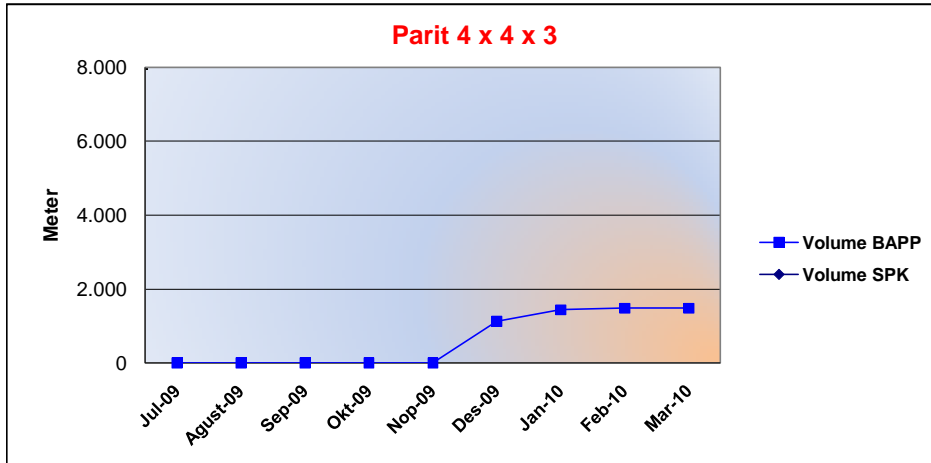
Bulan	Hasil per Bulan	Kumulatif
Jul-09	1.222,72	1.222,72
Agust-09	819,97	2.042,69
Sep-09	3.464,94	5.507,63
Okt-09	1.256,88	6.764,51
Nop-09	127,44	6.891,95
Des-09	1.631,260	8.523,21
Jan-10	3.002,950	11.526,16
Feb-10	2.055,370	13.581,53
Mar-10	1.104,680	14.686,21
	14.686,21	



PT. BUANA ADHITAMA

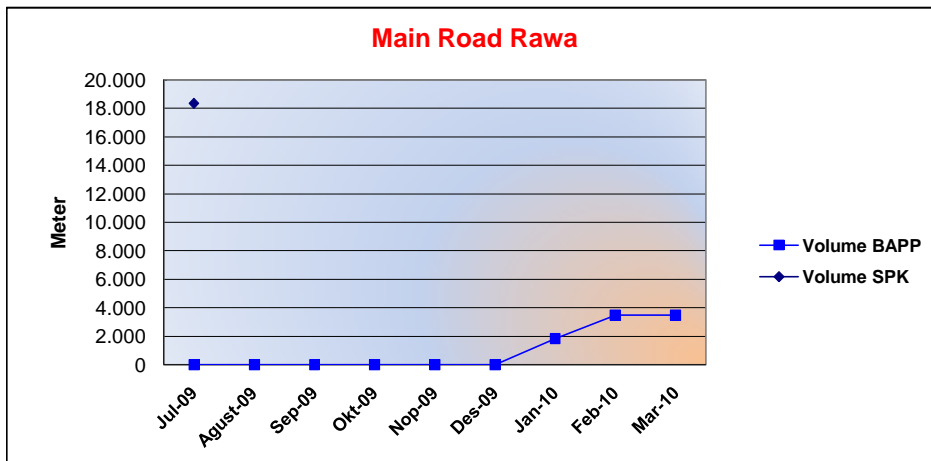
PROGRESS REPORT - Kebun Sapiri

Jenis Pekerjaan	Unit	Vol SPK	Realisasi	%
Parit 4 x 4 x 3	Meter	21.000,00	1.483,17	7,06%



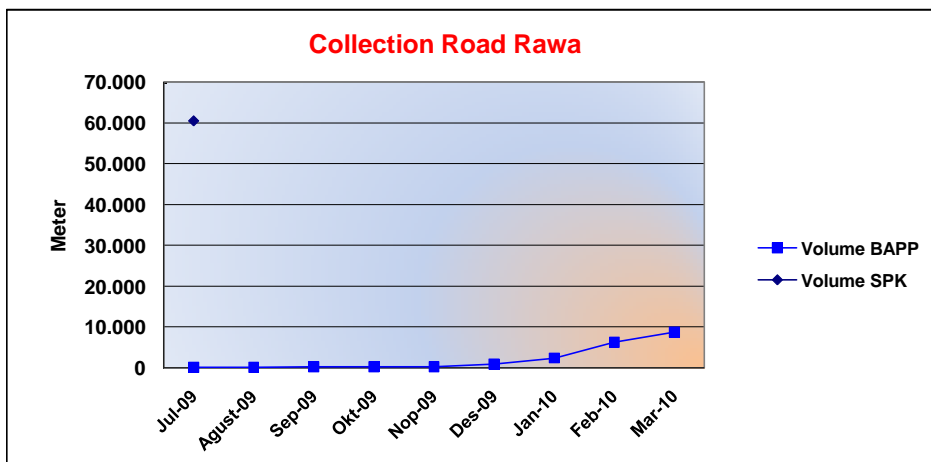
Bulan	Hasil per Bulan	Kumulatif
Jul-09	-	-
Agust-09	-	-
Sep-09	-	-
Okt-09	-	-
Nop-09	-	-
Des-09	1.129,21	1.129,21
Jan-10	309,77	1.438,98
Feb-10	44,19	1.483,17
Mar-10	-	1.483,17
	1.483,17	

Jenis Pekerjaan	Unit	Vol SPK	Realisasi	%
Main Road Rawa	Meter	18.360,00	3.476,68	18,94%



Bulan	Hasil per Bulan	Kumulatif
Jul-09	-	-
Agust-09	-	-
Sep-09	-	-
Okt-09	-	-
Nop-09	-	-
Des-09	-	-
Jan-10	1.824,95	1.824,95
Feb-10	1.651,73	3.476,68
Mar-10	-	3.476,68
	3.476,68	

Jenis Pekerjaan	Unit	Vol SPK	Realisasi	%
Collection Road Rawa	Meter	60.480,00	8.815,00	14,58%



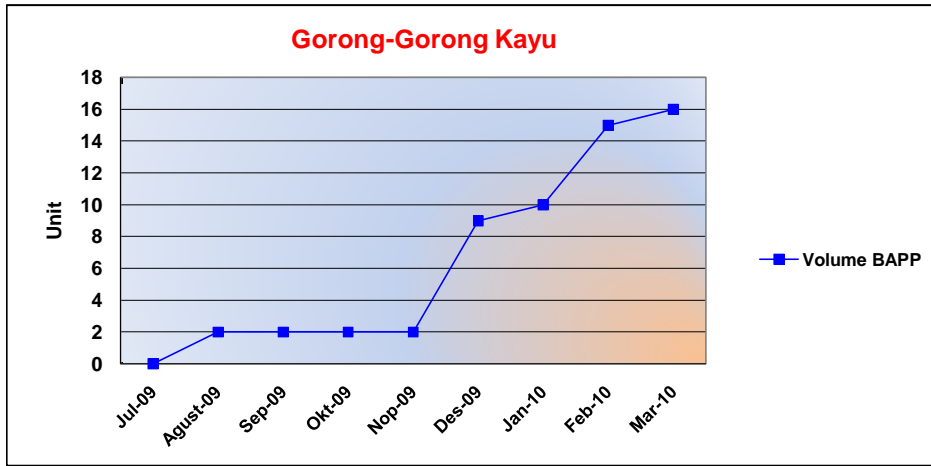
Bulan	Hasil per Bulan	Kumulatif
Jul-09	149,33	149,33
Agust-09	51,02	200,35
Sep-09	69,75	270,10
Okt-09	-	270,10
Nop-09	-	270,10
Des-09	645,26	915,36
Jan-10	1.530,51	2.445,87
Feb-10	3.899,47	6.345,34
Mar-10	2.469,66	8.815,00
	8.815,00	



PT. BUANA ADHITAMA

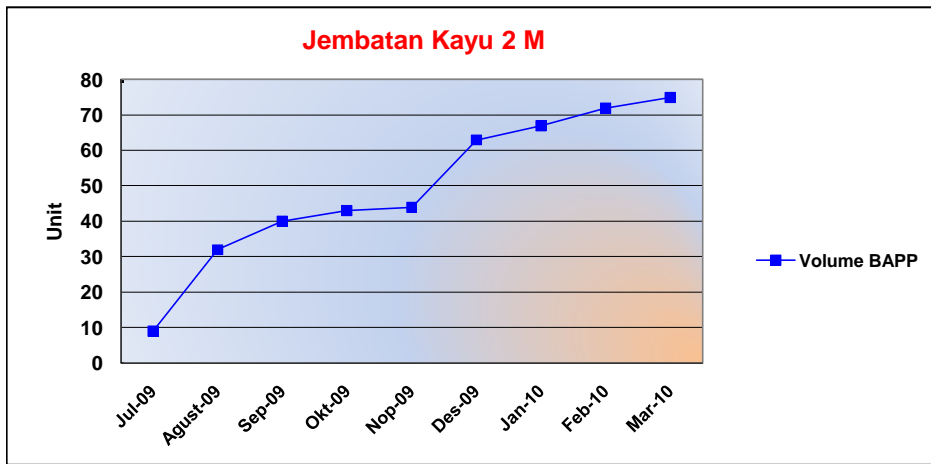
PROGRESS REPORT - Kebun Sapiri

Jenis Pekerjaan	Unit	Vol SPK	Realisasi	%
Gorong-gorong Kayu	Unit	-	16,00	0,00%



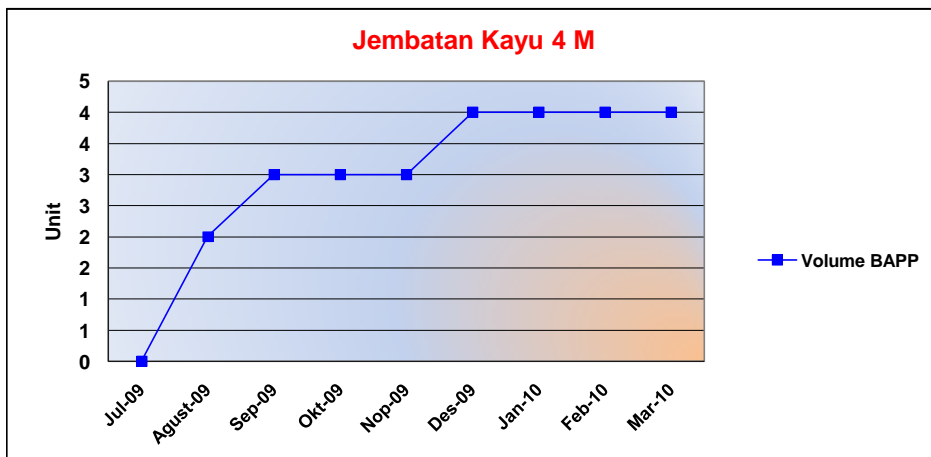
Bulan	Hasil per Bulan	Kumulatif
Jul-09	-	-
Agust-09	2,00	2,00
Sep-09	-	2,00
Okt-09	-	2,00
Nop-09	-	2,00
Des-09	7,00	9,00
Jan-10	1,00	10,00
Feb-10	5,00	15,00
Mar-10	1,00	16,00
	16,00	

Jenis Pekerjaan	Unit	Vol SPK	Realisasi	%
Jembatan Kayu 2 M	Unit	-	75,00	0,00%



Bulan	Hasil per Bulan	Kumulatif
Jul-09	9,00	9,00
Agust-09	23,00	32,00
Sep-09	8,00	40,00
Okt-09	3,00	43,00
Nop-09	1,00	44,00
Des-09	19,00	63,00
Jan-10	4,00	67,00
Feb-10	5,00	72,00
Mar-10	3,00	75,00
	75,00	

Jenis Pekerjaan	Unit	Vol SPK	Realisasi	%
Jembatan Kayu 4 M	Unit	-	4,00	0,00%



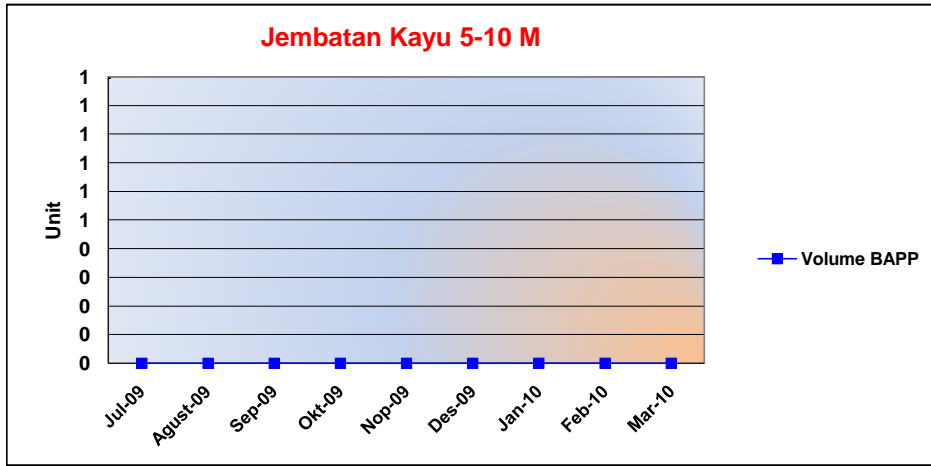
Bulan	Hasil per Bulan	Kumulatif
Jul-09	-	-
Agust-09	2,00	2,00
Sep-09	1,00	3,00
Okt-09	-	3,00
Nop-09	-	3,00
Des-09	1,00	4,00
Jan-10	-	4,00
Feb-10	-	4,00
Mar-10	-	4,00
	4,00	



PT. BUANA ADHITAMA

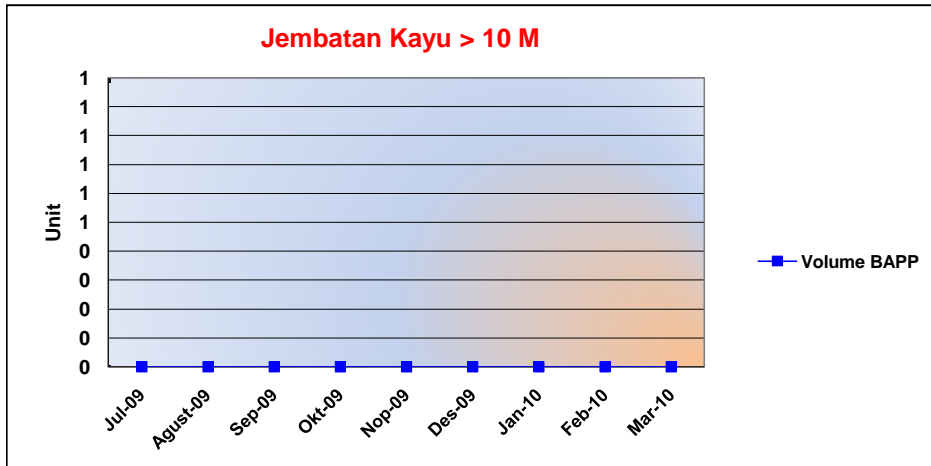
PROGRESS REPORT - Kebun Sapiri

Jenis Pekerjaan	Unit	Vol SPK	Realisasi	%
Jembatan Kayu 5-10 M	Unit	-	-	0,00%



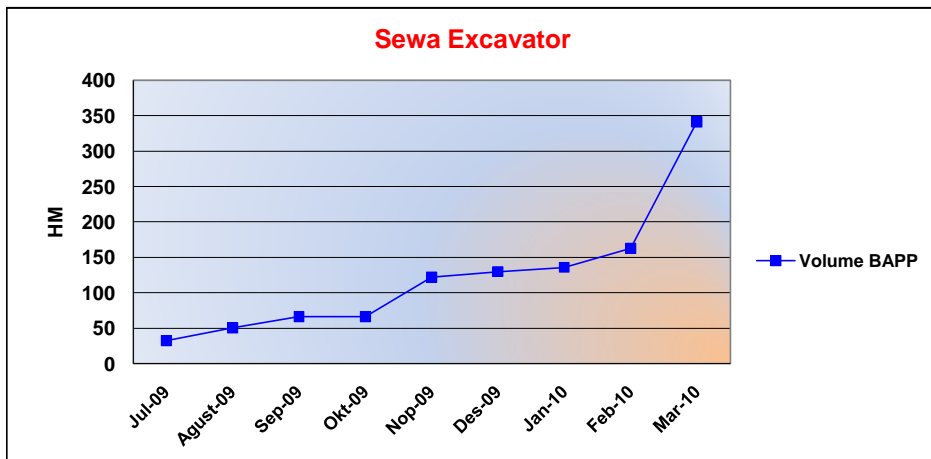
Bulan	Hasil per Bulan	Kumulatif
Jul-09	-	-
Agust-09	-	-
Sep-09	-	-
Okt-09	-	-
Nop-09	-	-
Des-09	-	-
Jan-10	-	-
Feb-10	-	-
Mar-10	-	-
	-	-

Jenis Pekerjaan	Unit	Vol SPK	Realisasi	%
Jembatan Kayu > 10 M	Unit	-	-	0,00%



Bulan	Hasil per Bulan	Kumulatif
Jul-09	-	-
Agust-09	-	-
Sep-09	-	-
Okt-09	-	-
Nop-09	-	-
Des-09	-	-
Jan-10	-	-
Feb-10	-	-
Mar-10	-	-
	-	-

Jenis Pekerjaan	Unit	Vol SPK	Realisasi	%
Sewa Excavator	HM	-	340,90	0,00%



Bulan	Hasil per Bulan	Kumulatif
Jul-09	32,50	32,50
Agust-09	18,30	50,80
Sep-09	15,60	66,40
Okt-09	-	66,40
Nop-09	55,50	121,90
Des-09	8,000	129,90
Jan-10	6,00	135,90
Feb-10	27,00	162,90
Mar-10	178,00	340,90
	340,90	