



# PT. INDONESIA PLANTATION SINERGY

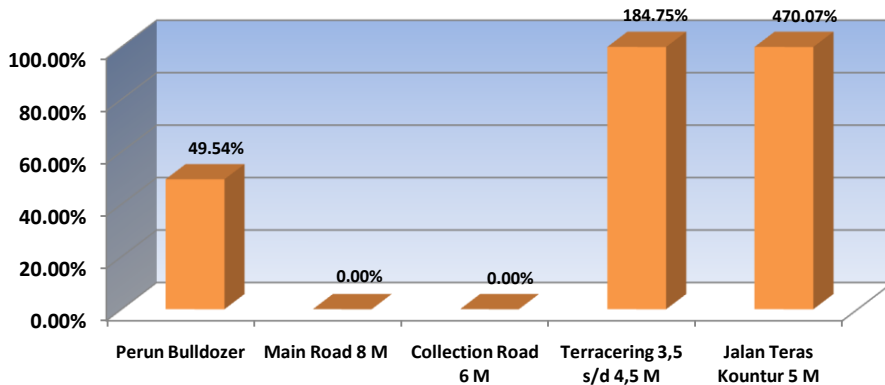
## CLAIM SUMMARY - Bual Bual Estate

Contract No. :

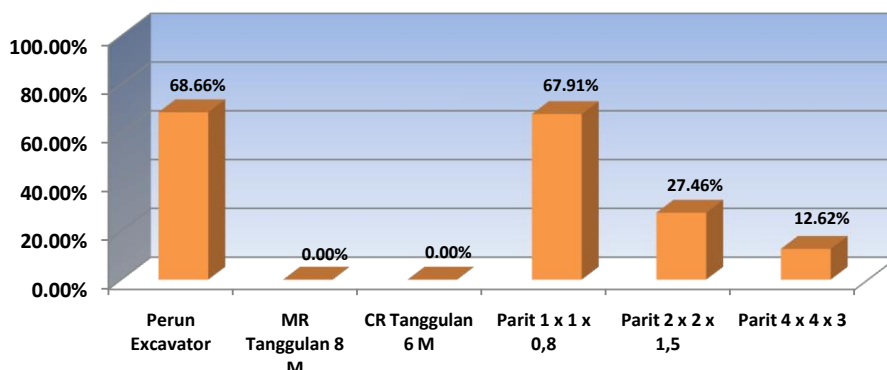
1. IPS/CR/005/07/09

| Type of Work              | Unit  | SPK Vol    | July 2009 - February 2010 Claim | March Claim | Total Claimed (July 2009 - March 2010) | %       |
|---------------------------|-------|------------|---------------------------------|-------------|--|---------|
| <b>Bulldozer</b>          |       |            |                                 |             |  |         |
| Perun Bulldozer           | Ha    | 2,250.00   | 827.54                          | 287.17      | 1,114.71                               | 49.54%  |
| Main Road 9 M             | Meter | -          | -                               | -           | -                                      | -       |
| Main Road 8 M             | Meter | 22,500.00  | -                               | -           | -                                      | 0.00%   |
| Collection Road 7 M       | Meter | -          | 12,464.00                       | 2,367.00    | 14,831.00                              | -       |
| Collection Road 6 M       | Meter | 74,500.00  | -                               | -           | -                                      | 0.00%   |
| Collection Road 5 M       | Meter | -          | 33,600.00                       | 4,616.00    | 38,216.00                              | -       |
| Terracering 3,5 s/d 4,5 M | Meter | 310,500.00 | 484,883.00                      | 88,779.00   | 573,662.00                             | 184.75% |
| Jalan Teras Kountur 7 M   | Meter | -          | -                               | -           | -                                      | -       |
| Jalan Teras Kountur 5 M   | Meter | 27,000.00  | 102,172.60                      | 24,745.00   | 126,917.60                             | 470.07% |
| Sewa Buldozer             | HM    | -          | 1,518.04                        | 83.70       | 1,601.74                               | -       |
| <b>Excavator</b>          |       |            |                                 |             |  |         |
| Perun Excavator           | Ha    | 750.00     | 457.26                          | 57.69       | 514.95                                 | 68.66%  |
| MR Tanggulan 9 M          | Meter | -          | -                               | -           | -                                      | -       |
| MR Tanggulan 8 M          | Meter | 7,500.00   | -                               | -           | -                                      | 0.00%   |
| CR Tanggulan 7 M          | Meter | -          | 3,135.00                        | -           | 3,135.00                               | -       |
| CR Tanggulan 6 M          | Meter | 24,750.00  | -                               | -           | -                                      | 0.00%   |
| CR Tanggulan 5 M          | Meter | -          | 11,348.00                       | 101.00      | 11,449.00                              | -       |
| Parit 1 x 1 x 0,8         | Meter | 150,000.00 | 81,489.00                       | 20,383.00   | 101,872.00                             | 67.91%  |
| Parit 2 x 2 x 1,5         | Meter | 75,000.00  | 19,066.00                       | 1,527.00    | 20,593.00                              | 27.46%  |
| Parit 4 x 4 x 3           | Meter | 37,500.00  | 4,733.00                        | -           | 4,733.00                               | 12.62%  |
| Gorong-gorong             | Unit  | -          | 125.00                          | 100.00      | 225.00                                 | -       |
| Jembatan 2 M              | Unit  | -          | 88.00                           | 9.00        | 97.00                                  | -       |
| Jembatan 4 M              | Unit  | -          | 17.00                           | -           | 17.00                                  | -       |
| Jembatan 5-10 M           | Unit  | -          | -                               | -           | -                                      | -       |
| Sewa Excavator            | HM    | -          | 2,142.20                        | 289.20      | 2,431.40                               | -       |
| Imas Tumbang              | Ha    | 3,000.00   | 1,232.36                        | 344.05      | 1,576.41                               | 52.55%  |

### Bulldozer Work



### Excavator Work

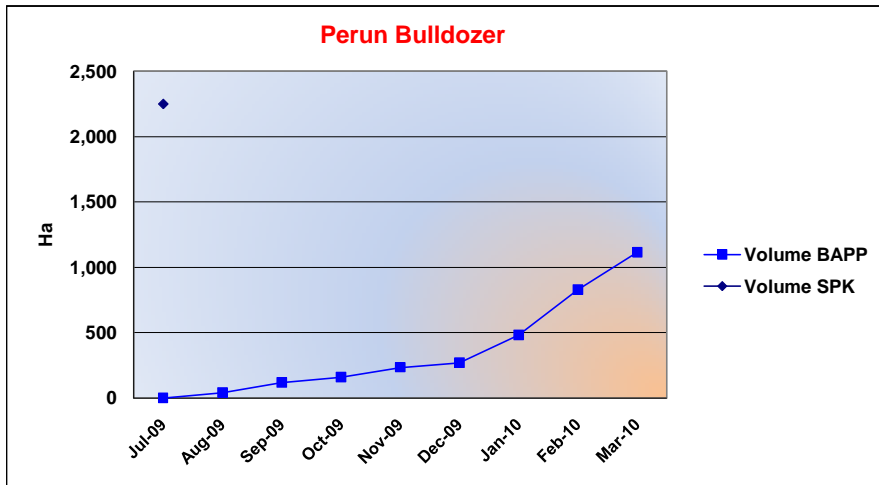




**CLAIM SUMMARY - Bual Bual Estate**

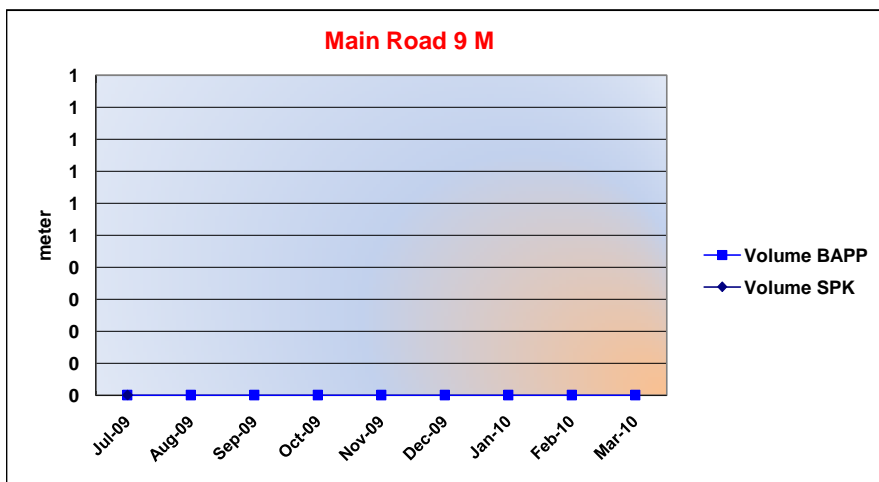
**Chart & Detail Per Month**

| Type of Work    | SPK Vol ( Ha ) | Progress | %      |
|-----------------|----------------|----------|--------|
| Perun Bulldozer | 2,250.00       | 1,114.71 | 49.54% |



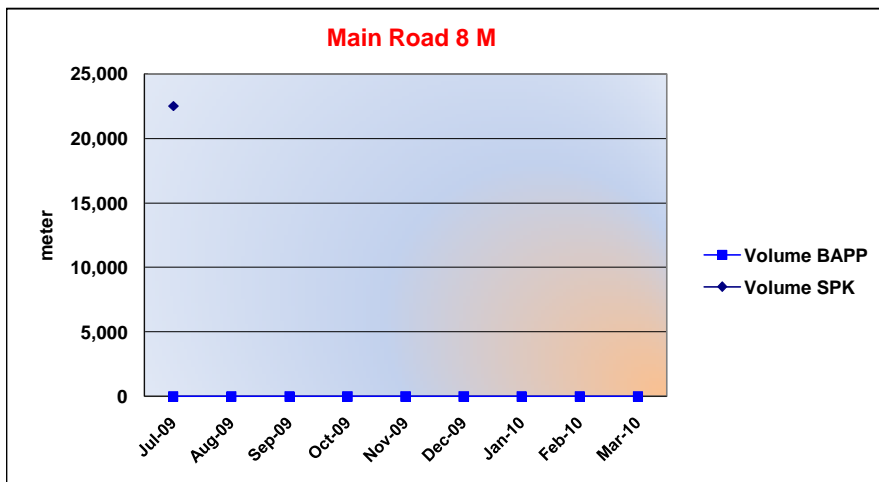
| Month  | Monthly Progress | Accumulated |
|--------|------------------|-------------|
| Jul-09 | -                | -           |
| Aug-09 | 41.82            | 41.82       |
| Sep-09 | 76.56            | 118.38      |
| Oct-09 | 40.82            | 159.20      |
| Nov-09 | 75.22            | 234.42      |
| Dec-09 | 36.53            | 270.95      |
| Jan-10 | 211.80           | 482.75      |
| Feb-10 | 344.79           | 827.54      |
| Mar-10 | 287.17           | 1,114.71    |
|        | 1,114.71         |             |

| Type of Work  | SPK Vol ( Meter ) | Progress | %     |
|---------------|-------------------|----------|-------|
| Main Road 9 M | -                 | -        | 0.00% |



| Month  | Monthly Progress | Accumulated |
|--------|------------------|-------------|
| Jul-09 | -                | -           |
| Aug-09 | -                | -           |
| Sep-09 | -                | -           |
| Oct-09 | -                | -           |
| Nov-09 | -                | -           |
| Dec-09 | -                | -           |
| Jan-10 | -                | -           |
| Feb-10 | -                | -           |
| Mar-10 | -                | -           |
|        | -                | -           |

| Type of Work  | SPK Vol ( Meter ) | Progress | %     |
|---------------|-------------------|----------|-------|
| Main Road 8 M | 22,500.00         | -        | 0.00% |

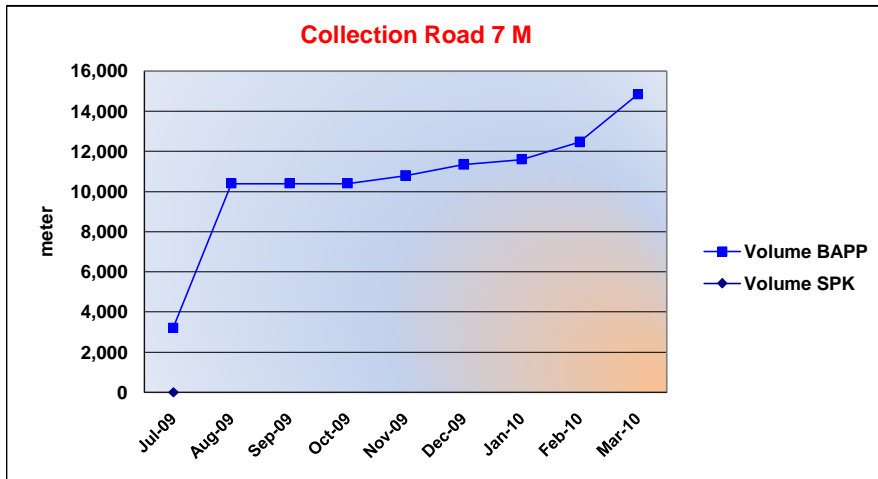


| Month  | Monthly Progress | Accumulated |
|--------|------------------|-------------|
| Jul-09 | -                | -           |
| Aug-09 | -                | -           |
| Sep-09 | -                | -           |
| Oct-09 | -                | -           |
| Nov-09 | -                | -           |
| Dec-09 | -                | -           |
| Jan-10 | -                | -           |
| Feb-10 | -                | -           |
| Mar-10 | -                | -           |
|        | -                | -           |



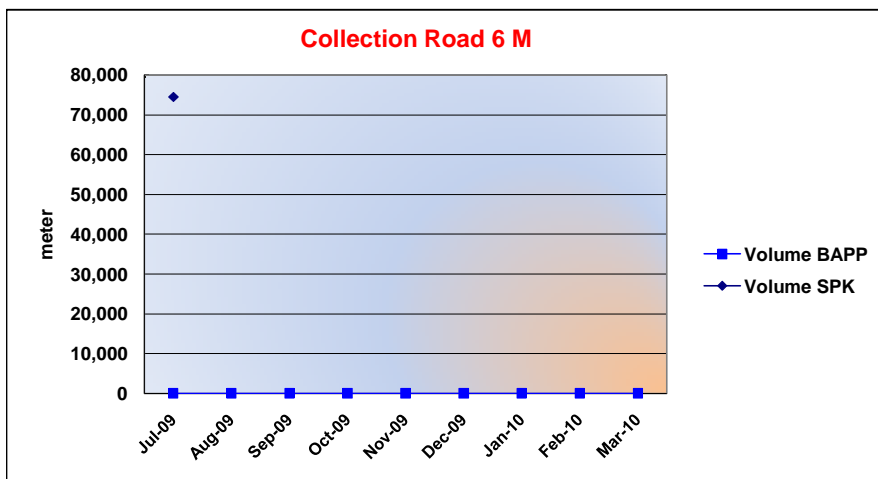
**CLAIM SUMMARY - Bual Bual Estate**

| Type of Work        | SPK Vol ( Meter ) | Progress  | %     |
|---------------------|-------------------|-----------|-------|
| Collection Road 7 M | -                 | 14,831.00 | 0.00% |



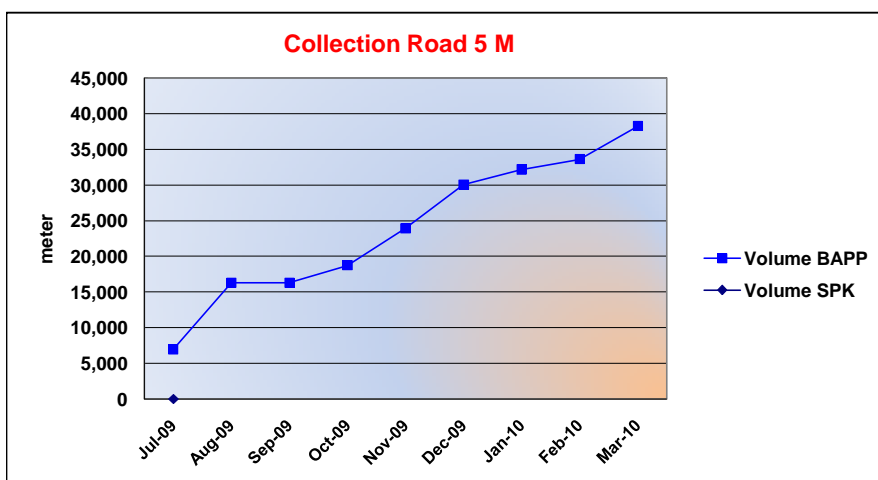
| Month  | Monthly Progress | Accumulated |
|--------|------------------|-------------|
| Jul-09 | 3,213.00         | 3,213.00    |
| Aug-09 | 7,189.00         | 10,402.00   |
| Sep-09 | -                | 10,402.00   |
| Oct-09 | -                | 10,402.00   |
| Nov-09 | 386.00           | 10,788.00   |
| Dec-09 | 560.00           | 11,348.00   |
| Jan-10 | 247.00           | 11,595.00   |
| Feb-10 | 869.00           | 12,464.00   |
| Mar-10 | 2,367.00         | 14,831.00   |
|        | <b>14,831.00</b> |             |

| Type of Work        | SPK Vol ( Meter ) | Progress | %     |
|---------------------|-------------------|----------|-------|
| Collection Road 6 M | 74,500.00         | -        | 0.00% |



| Month  | Monthly Progress | Accumulated |
|--------|------------------|-------------|
| Jul-09 | -                | -           |
| Aug-09 | -                | -           |
| Sep-09 | -                | -           |
| Oct-09 | -                | -           |
| Nov-09 | -                | -           |
| Dec-09 | -                | -           |
| Jan-10 | -                | -           |
| Feb-10 | -                | -           |
| Mar-10 | -                | -           |
|        | -                | -           |

| Type of Work        | SPK Vol ( Meter ) | Progress  | %     |
|---------------------|-------------------|-----------|-------|
| Collection Road 5 M | -                 | 38,216.00 | 0.00% |



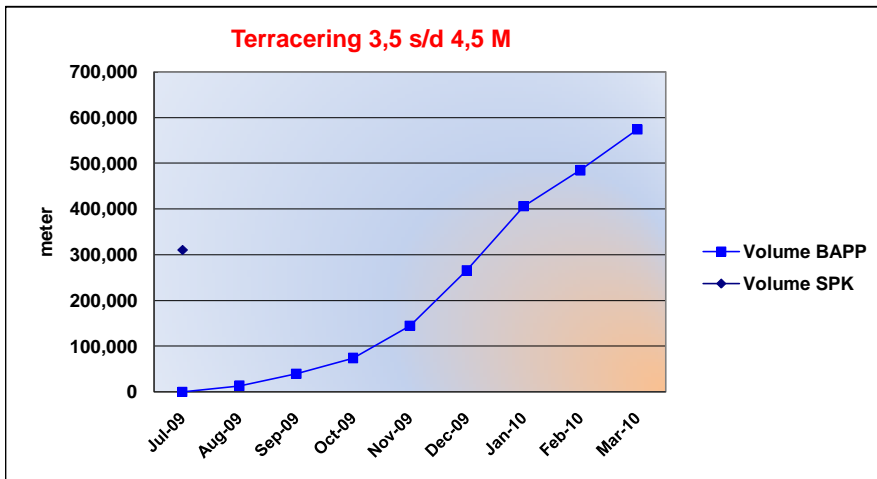
| Month  | Monthly Progress | Accumulated |
|--------|------------------|-------------|
| Jul-09 | 6,941.00         | 6,941.00    |
| Aug-09 | 9,342.00         | 16,283.00   |
| Sep-09 | -                | 16,283.00   |
| Oct-09 | 2,437.00         | 18,720.00   |
| Nov-09 | 5,185.00         | 23,905.00   |
| Dec-09 | 6,126.00         | 30,031.00   |
| Jan-10 | 2,097.00         | 32,128.00   |
| Feb-10 | 1,472.00         | 33,600.00   |
| Mar-10 | 4,616.00         | 38,216.00   |
|        | <b>38,216.00</b> |             |



# PT. INDONESIA PLANTATION SINERGY

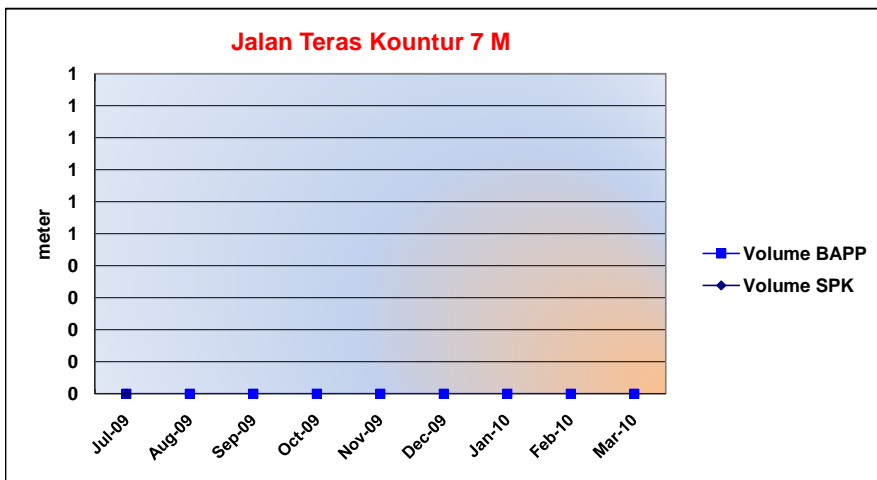
## CLAIM SUMMARY - Bual Bual Estate

| Type of Work              | SPK Vol ( Meter ) | Progress   | %       |
|---------------------------|-------------------|------------|---------|
| Terracering 3,5 s/d 4,5 M | 310,500.00        | 573,662.00 | 184.75% |



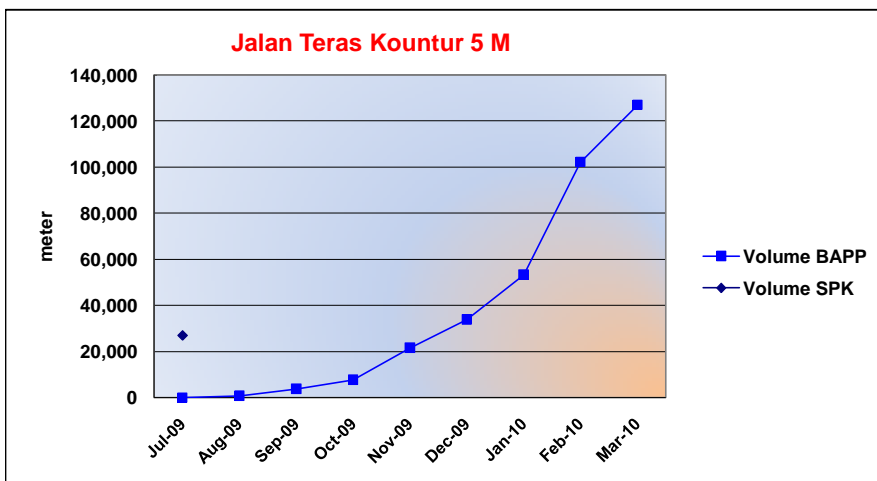
| Month  | Monthly Progress  | Accumulated |
|--------|-------------------|-------------|
| Jul-09 | -                 | -           |
| Aug-09 | 12,928.00         | 12,928.00   |
| Sep-09 | 26,383.00         | 39,311.00   |
| Oct-09 | 34,568.00         | 73,879.00   |
| Nov-09 | 70,835.00         | 144,714.00  |
| Dec-09 | 120,561.00        | 265,275.00  |
| Jan-10 | 140,449.00        | 405,724.00  |
| Feb-10 | 79,159.00         | 484,883.00  |
| Mar-10 | 88,779.00         | 573,662.00  |
|        | <b>573,662.00</b> |             |

| Type of Work            | SPK Vol ( Meter ) | Progress | %     |
|-------------------------|-------------------|----------|-------|
| Jalan Teras Kountur 7 M | -                 | -        | 0.00% |



| Month  | Monthly Progress | Accumulated |
|--------|------------------|-------------|
| Jul-09 | -                | -           |
| Aug-09 | -                | -           |
| Sep-09 | -                | -           |
| Oct-09 | -                | -           |
| Nov-09 | -                | -           |
| Dec-09 | -                | -           |
| Jan-10 | -                | -           |
| Feb-10 | -                | -           |
| Mar-10 | -                | -           |
|        | -                | -           |

| Type of Work            | SPK Vol ( Meter ) | Progress   | %       |
|-------------------------|-------------------|------------|---------|
| Jalan Teras Kountur 5 M | 27,000.00         | 126,917.60 | 470.07% |

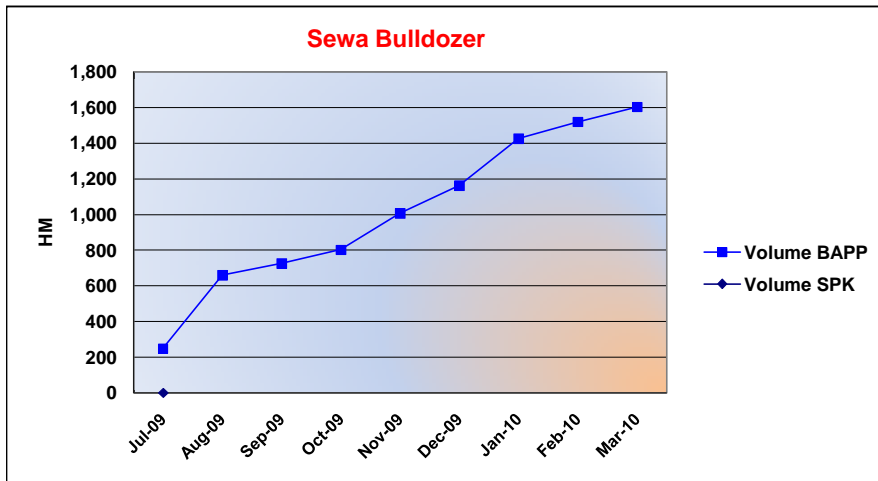


| Month  | Monthly Progress  | Accumulated |
|--------|-------------------|-------------|
| Jul-09 | -                 | -           |
| Aug-09 | 768.00            | 768.00      |
| Sep-09 | 3,024.00          | 3,792.00    |
| Oct-09 | 3,895.00          | 7,687.00    |
| Nov-09 | 13,839.00         | 21,526.00   |
| Dec-09 | 12,265.00         | 33,791.00   |
| Jan-10 | 19,470.60         | 53,261.60   |
| Feb-10 | 48,911.00         | 102,172.60  |
| Mar-10 | 24,745.00         | 126,917.60  |
|        | <b>126,917.60</b> |             |



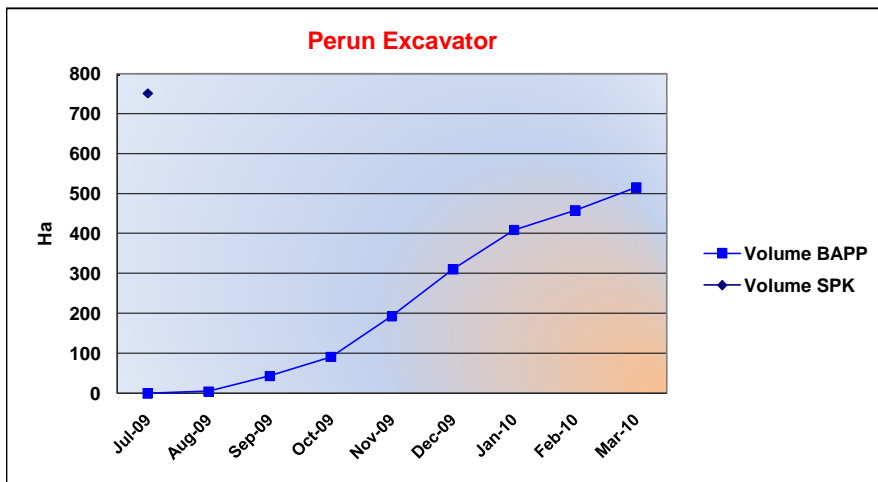
**CLAIM SUMMARY - Bual Bual Estate**

| Type of Work  | SPK Vol ( HM ) | Progress | %     |
|---------------|----------------|----------|-------|
| Sewa Buldozer | -              | 1,601.74 | 0.00% |



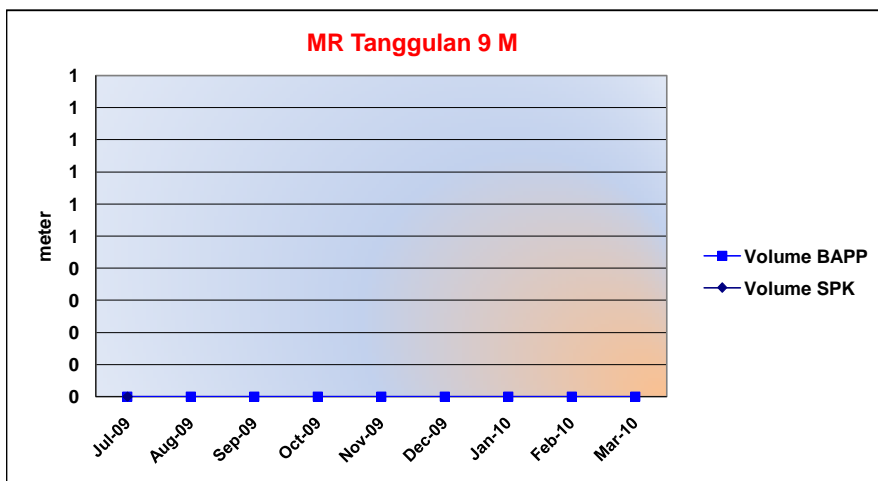
| Month  | Monthly Progress | Accumulated |
|--------|------------------|-------------|
| Jul-09 | 249.40           | 249.40      |
| Aug-09 | 410.04           | 659.44      |
| Sep-09 | 66.30            | 725.74      |
| Oct-09 | 76.40            | 802.14      |
| Nov-09 | 204.00           | 1,006.14    |
| Dec-09 | 155.50           | 1,161.64    |
| Jan-10 | 262.90           | 1,424.54    |
| Feb-10 | 93.50            | 1,518.04    |
| Mar-10 | 83.70            | 1,601.74    |
|        | <b>1,601.74</b>  |             |

| Type of Work    | SPK Vol ( Ha ) | Progress | %      |
|-----------------|----------------|----------|--------|
| Perun Excavator | 750.00         | 514.95   | 68.66% |



| Month  | Monthly Progress | Accumulated |
|--------|------------------|-------------|
| Jul-09 | -                | -           |
| Aug-09 | 5.20             | 5.20        |
| Sep-09 | 38.22            | 43.42       |
| Oct-09 | 47.89            | 91.31       |
| Nov-09 | 101.54           | 192.85      |
| Dec-09 | 117.53           | 310.38      |
| Jan-10 | 98.12            | 408.50      |
| Feb-10 | 48.76            | 457.26      |
| Mar-10 | 57.69            | 514.95      |
|        | <b>514.95</b>    |             |

| Type of Work     | SPK Vol ( Meter ) | Progress | %     |
|------------------|-------------------|----------|-------|
| MR Tanggulan 9 M | -                 | -        | 0.00% |

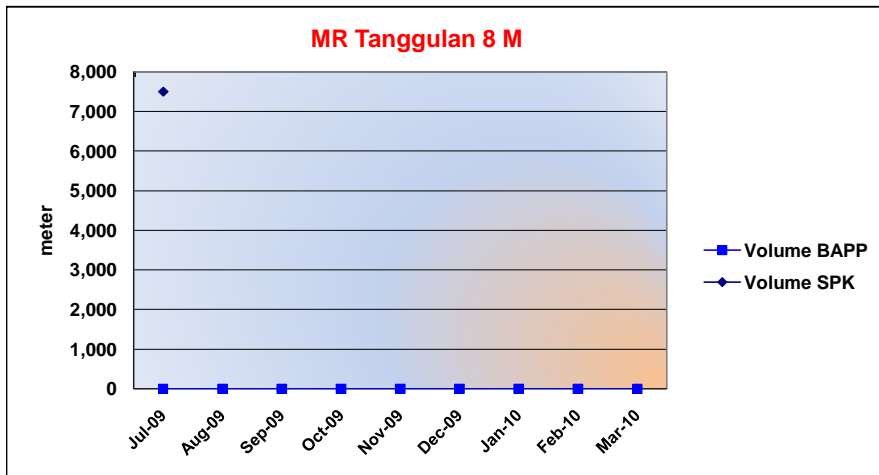


| Month  | Monthly Progress | Accumulated |
|--------|------------------|-------------|
| Jul-09 | -                | -           |
| Aug-09 | -                | -           |
| Sep-09 | -                | -           |
| Oct-09 | -                | -           |
| Nov-09 | -                | -           |
| Dec-09 | -                | -           |
| Jan-10 | -                | -           |
| Feb-10 | -                | -           |
| Mar-10 | -                | -           |
|        | <b>-</b>         |             |



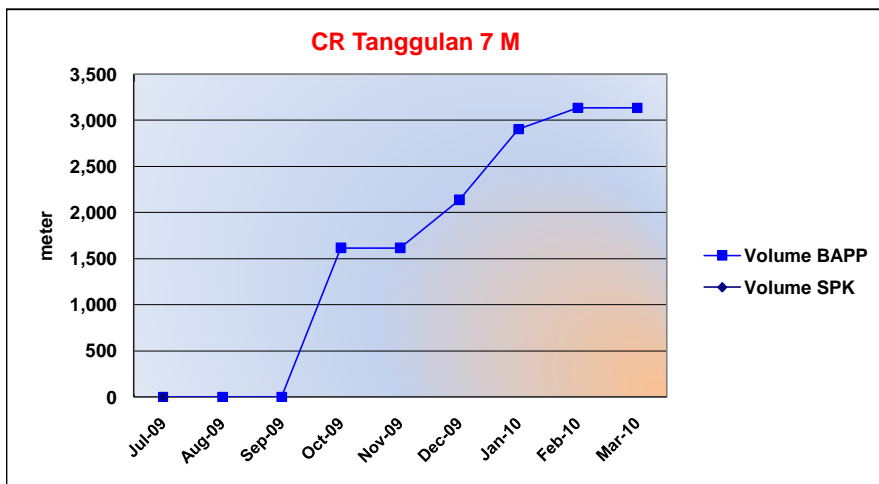
**CLAIM SUMMARY - Bual Bual Estate**

| Type of Work     | SPK Vol ( Meter ) | Progress | %     |
|------------------|-------------------|----------|-------|
| MR Tanggulan 8 M | 7,500.00          | -        | 0.00% |



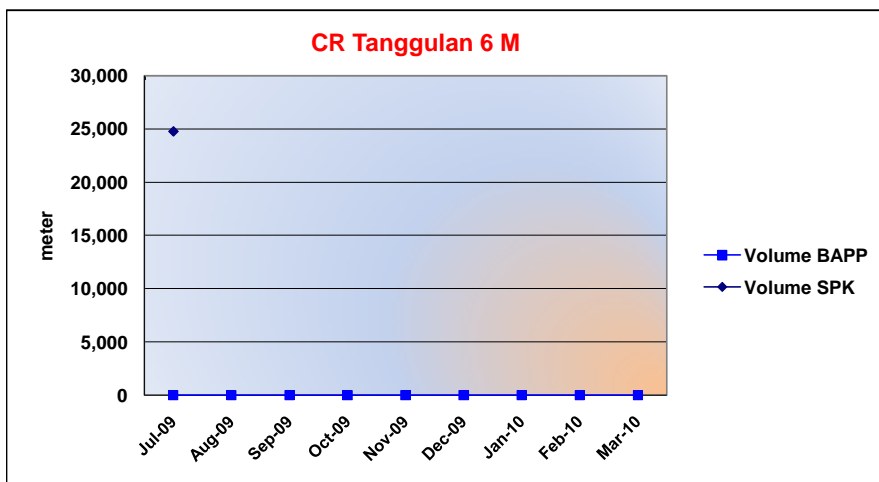
| Month  | Monthly Progress | Accumulated |
|--------|------------------|-------------|
| Jul-09 | -                | -           |
| Aug-09 | -                | -           |
| Sep-09 | -                | -           |
| Oct-09 | -                | -           |
| Nov-09 | -                | -           |
| Dec-09 | -                | -           |
| Jan-10 | -                | -           |
| Feb-10 | -                | -           |
| Mar-10 | -                | -           |
|        | -                | -           |

| Type of Work     | SPK Vol ( Meter ) | Progress | %     |
|------------------|-------------------|----------|-------|
| CR Tanggulan 7 M | -                 | 3,135.00 | 0.00% |



| Month  | Monthly Progress | Accumulated |
|--------|------------------|-------------|
| Jul-09 | -                | -           |
| Aug-09 | -                | -           |
| Sep-09 | -                | -           |
| Oct-09 | 1,616.00         | 1,616.00    |
| Nov-09 | -                | 1,616.00    |
| Dec-09 | 521.00           | 2,137.00    |
| Jan-10 | 768.00           | 2,905.00    |
| Feb-10 | 230.00           | 3,135.00    |
| Mar-10 | -                | 3,135.00    |
|        | 3,135.00         |             |

| Type of Work     | SPK Vol ( Meter ) | Progress | %     |
|------------------|-------------------|----------|-------|
| CR Tanggulan 6 M | 24,750.00         | -        | 0.00% |

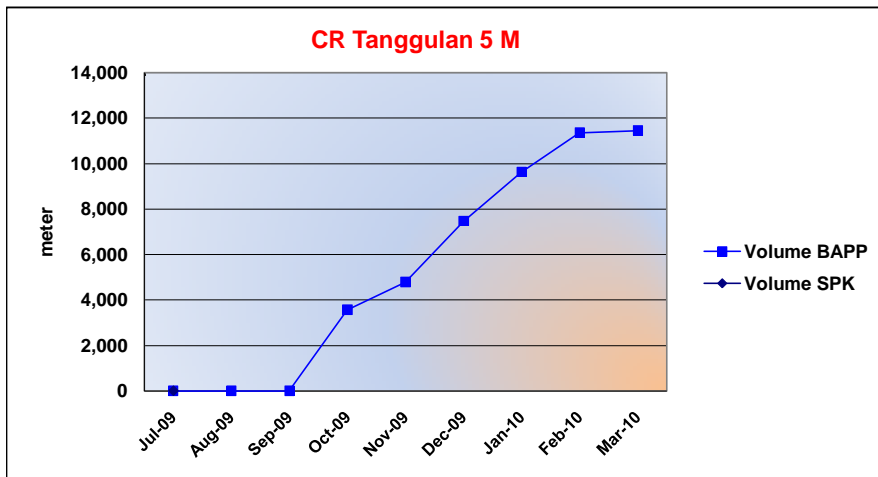


| Month  | Monthly Progress | Accumulated |
|--------|------------------|-------------|
| Jul-09 | -                | -           |
| Aug-09 | -                | -           |
| Sep-09 | -                | -           |
| Oct-09 | -                | -           |
| Nov-09 | -                | -           |
| Dec-09 | -                | -           |
| Jan-10 | -                | -           |
| Feb-10 | -                | -           |
| Mar-10 | -                | -           |
|        | -                | -           |



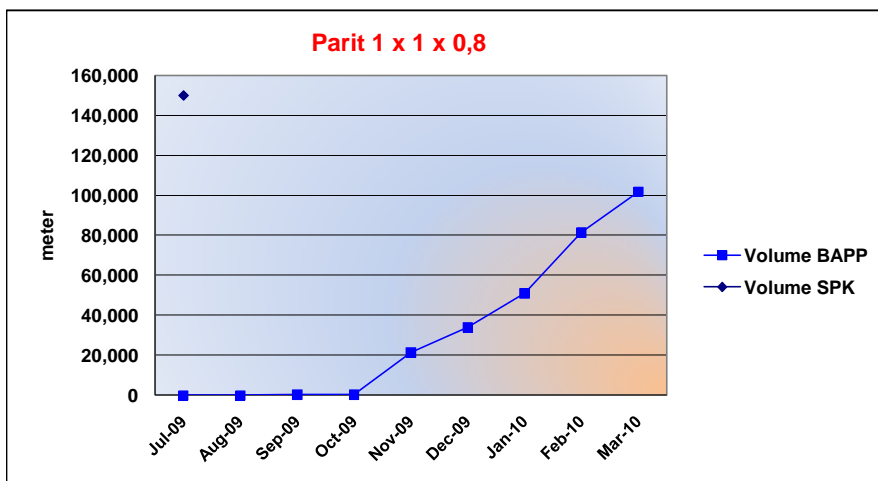
**CLAIM SUMMARY - Bual Bual Estate**

| Type of Work     | SPK Vol ( Meter ) | Progress  | %     |
|------------------|-------------------|-----------|-------|
| CR Tanggulan 5 M | -                 | 11,449.00 | 0.00% |



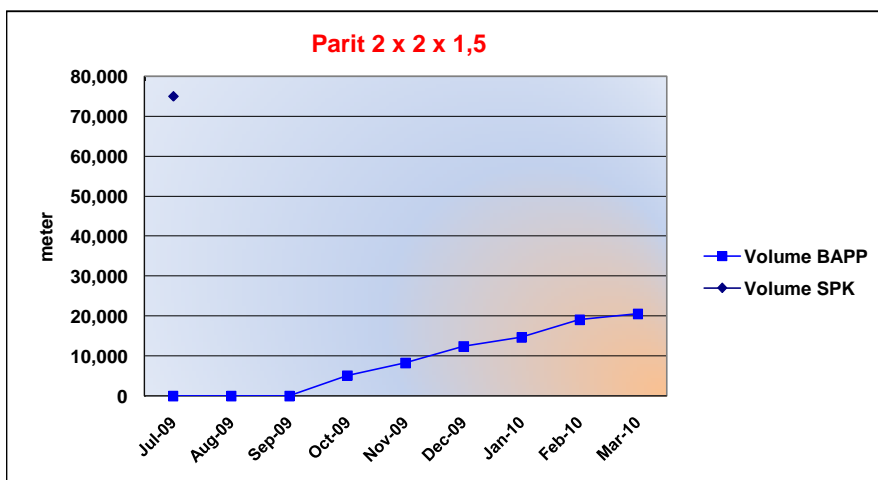
| Month  | Monthly Progress | Accumulated |
|--------|------------------|-------------|
| Jul-09 | -                | -           |
| Aug-09 | -                | -           |
| Sep-09 | -                | -           |
| Oct-09 | 3,564.00         | 3,564.00    |
| Nov-09 | 1,225.00         | 4,789.00    |
| Dec-09 | 2,680.00         | 7,469.00    |
| Jan-10 | 2,156.00         | 9,625.00    |
| Feb-10 | 1,723.00         | 11,348.00   |
| Mar-10 | 101.00           | 11,449.00   |
|        | <b>11,449.00</b> |             |

| Type of Work      | SPK Vol ( Meter ) | Progress   | %      |
|-------------------|-------------------|------------|--------|
| Parit 1 x 1 x 0,8 | 150,000.00        | 101,872.00 | 67.91% |



| Month  | Monthly Progress  | Accumulated |
|--------|-------------------|-------------|
| Jul-09 | -                 | -           |
| Aug-09 | -                 | -           |
| Sep-09 | 293.00            | 293.00      |
| Oct-09 | -                 | 293.00      |
| Nov-09 | 21,094.00         | 21,387.00   |
| Dec-09 | 12,532.00         | 33,919.00   |
| Jan-10 | 17,100.00         | 51,019.00   |
| Feb-10 | 30,470.00         | 81,489.00   |
| Mar-10 | 20,383.00         | 101,872.00  |
|        | <b>101,872.00</b> |             |

| Type of Work      | SPK Vol ( Meter ) | Progress  | %      |
|-------------------|-------------------|-----------|--------|
| Parit 2 x 2 x 1,5 | 75,000.00         | 20,593.00 | 27.46% |

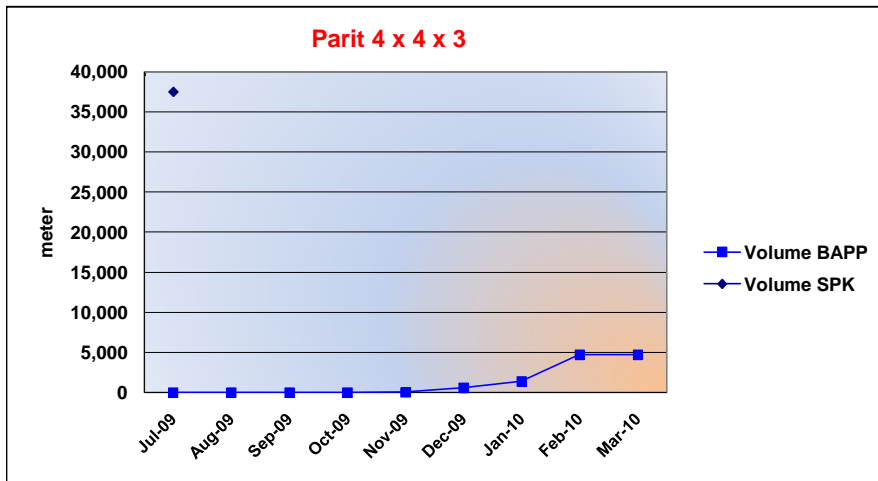


| Month  | Monthly Progress | Accumulated |
|--------|------------------|-------------|
| Jul-09 | -                | -           |
| Aug-09 | -                | -           |
| Sep-09 | -                | -           |
| Oct-09 | 5,147.00         | 5,147.00    |
| Nov-09 | 3,157.00         | 8,304.00    |
| Dec-09 | 4,145.00         | 12,449.00   |
| Jan-10 | 2,278.00         | 14,727.00   |
| Feb-10 | 4,339.00         | 19,066.00   |
| Mar-10 | 1,527.00         | 20,593.00   |
|        | <b>20,593.00</b> |             |



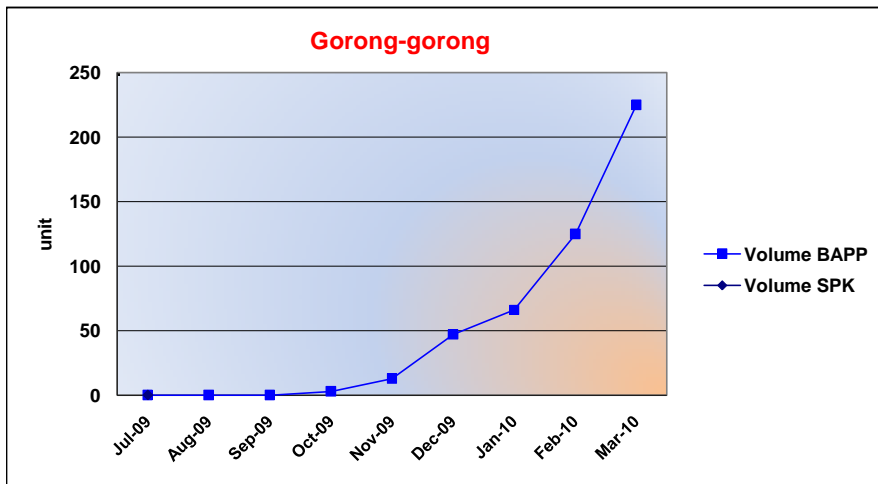
**CLAIM SUMMARY - Bual Bual Estate**

| Type of Work    | SPK Vol ( Meter ) | Progress | %      |
|-----------------|-------------------|----------|--------|
| Parit 4 x 4 x 3 | 37,500.00         | 4,733.00 | 12.62% |



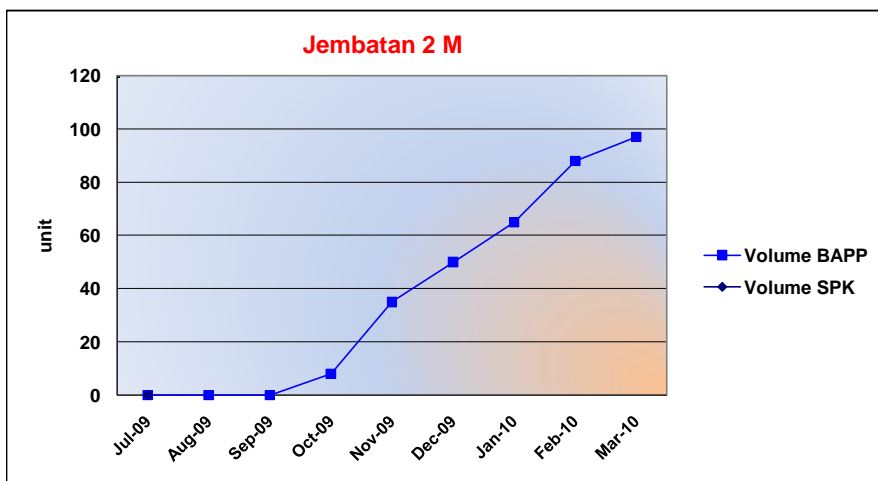
| Month  | Monthly Progress | Accumulated |
|--------|------------------|-------------|
| Jul-09 | -                | -           |
| Aug-09 | -                | -           |
| Sep-09 | -                | -           |
| Oct-09 | -                | -           |
| Nov-09 | 61.00            | 61.00       |
| Dec-09 | 532.00           | 593.00      |
| Jan-10 | 820.00           | 1,413.00    |
| Feb-10 | 3,320.00         | 4,733.00    |
| Mar-10 | -                | 4,733.00    |
|        | <b>4,733.00</b>  |             |

| Type of Work  | SPK Vol ( Unit ) | Progress | %     |
|---------------|------------------|----------|-------|
| Gorong-gorong | -                | 225.00   | 0.00% |



| Month  | Monthly Progress | Accumulated |
|--------|------------------|-------------|
| Jul-09 | -                | -           |
| Aug-09 | -                | -           |
| Sep-09 | -                | -           |
| Oct-09 | 3.00             | 3.00        |
| Nov-09 | 10.00            | 13.00       |
| Dec-09 | 34.00            | 47.00       |
| Jan-10 | 19.00            | 66.00       |
| Feb-10 | 59.00            | 125.00      |
| Mar-10 | 100.00           | 225.00      |
|        | <b>225.00</b>    |             |

| Type of Work | SPK Vol ( Unit ) | Progress | %     |
|--------------|------------------|----------|-------|
| Jembatan 2 M | -                | 97.00    | 0.00% |

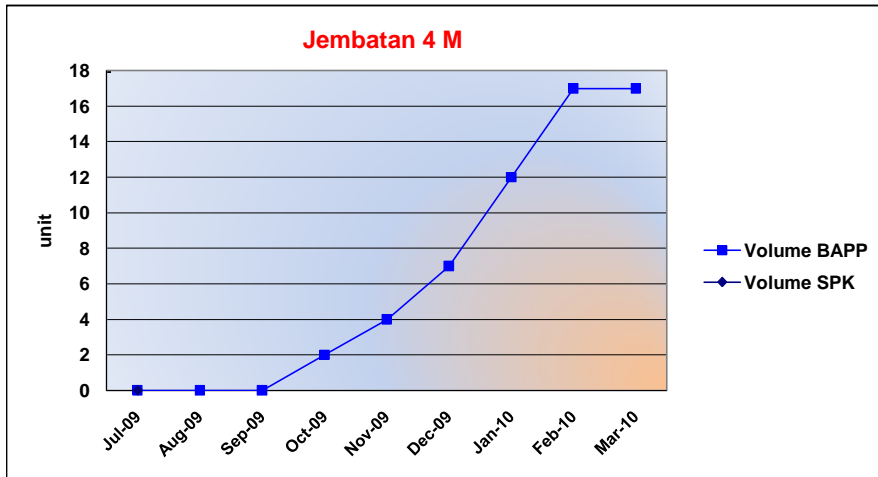


| Month  | Monthly Progress | Accumulated |
|--------|------------------|-------------|
| Jul-09 | -                | -           |
| Aug-09 | -                | -           |
| Sep-09 | -                | -           |
| Oct-09 | 8.00             | 8.00        |
| Nov-09 | 27.00            | 35.00       |
| Dec-09 | 15.00            | 50.00       |
| Jan-10 | 15.00            | 65.00       |
| Feb-10 | 23.00            | 88.00       |
| Mar-10 | 9.00             | 97.00       |
|        | <b>97.00</b>     |             |



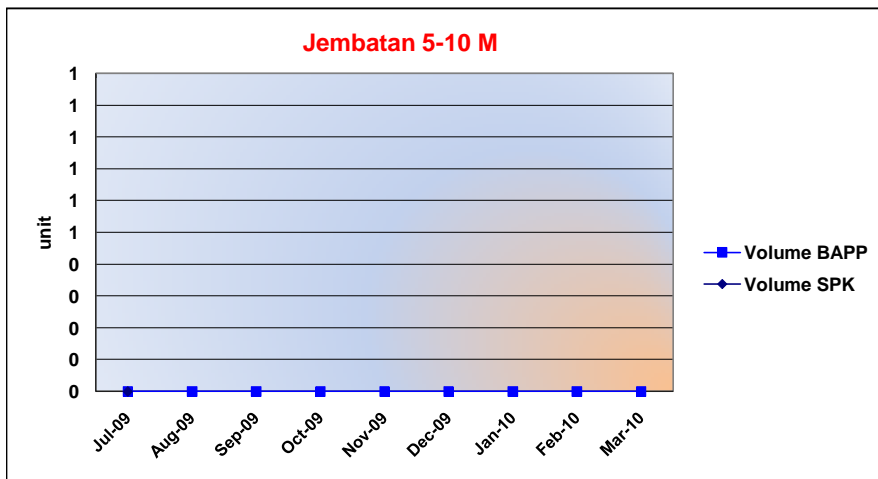
**CLAIM SUMMARY - Bual Bual Estate**

| Type of Work | SPK Vol ( Unit ) | Progress | %     |
|--------------|------------------|----------|-------|
| Jembatan 4 M | -                | 17.00    | 0.00% |



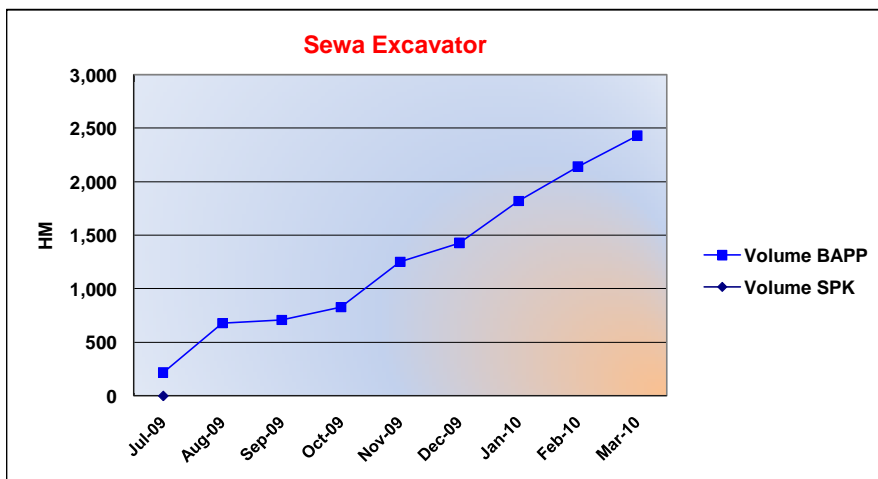
| Month  | Monthly Progress | Accumulated |
|--------|------------------|-------------|
| Jul-09 | -                | -           |
| Aug-09 | -                | -           |
| Sep-09 | -                | -           |
| Oct-09 | 2.00             | 2.00        |
| Nov-09 | 2.00             | 4.00        |
| Dec-09 | 3.00             | 7.00        |
| Jan-10 | 5.00             | 12.00       |
| Feb-10 | 5.00             | 17.00       |
| Mar-10 | -                | 17.00       |
|        | <b>17.00</b>     |             |

| Type of Work    | SPK Vol ( Unit ) | Progress | %     |
|-----------------|------------------|----------|-------|
| Jembatan 5-10 M | -                | -        | 0.00% |



| Month  | Monthly Progress | Accumulated |
|--------|------------------|-------------|
| Jul-09 | -                | -           |
| Aug-09 | -                | -           |
| Sep-09 | -                | -           |
| Oct-09 | -                | -           |
| Nov-09 | -                | -           |
| Dec-09 | -                | -           |
| Jan-10 | -                | -           |
| Feb-10 | -                | -           |
| Mar-10 | -                | -           |
|        | -                | -           |

| Type of Work   | SPK Vol ( HM ) | Progress | %     |
|----------------|----------------|----------|-------|
| Sewa Excavator | -              | 2,431.40 | 0.00% |



| Month  | Monthly Progress | Accumulated |
|--------|------------------|-------------|
| Jul-09 | 218.10           | 218.10      |
| Aug-09 | 461.80           | 679.90      |
| Sep-09 | 29.90            | 709.80      |
| Oct-09 | 120.70           | 830.50      |
| Nov-09 | 423.00           | 1,253.50    |
| Dec-09 | 176.30           | 1,429.80    |
| Jan-10 | 391.50           | 1,821.30    |
| Feb-10 | 320.90           | 2,142.20    |
| Mar-10 | 289.20           | 2,431.40    |
|        | <b>2,431.40</b>  |             |



**CLAIM SUMMARY - Bual Bual Estate**

| Type of Work | SPK Vol ( Ha ) | Progress | %      |
|--------------|----------------|----------|--------|
| Imas Tumbang | 3,000.00       | 1,576.41 | 52.55% |

| Month  | Monthly Progress | Accumulated |
|--------|------------------|-------------|
| Jul-09 | -                | -           |
| Aug-09 | 59.75            | 59.75       |
| Sep-09 | -                | 59.75       |
| Oct-09 | 49.80            | 109.55      |
| Nov-09 | 166.16           | 275.71      |
| Dec-09 | 456.61           | 732.32      |
| Jan-10 | 187.50           | 919.82      |
| Feb-10 | 312.54           | 1,232.36    |
| Mar-10 | 344.05           | 1,576.41    |
|        | 1,576.41         |             |

