

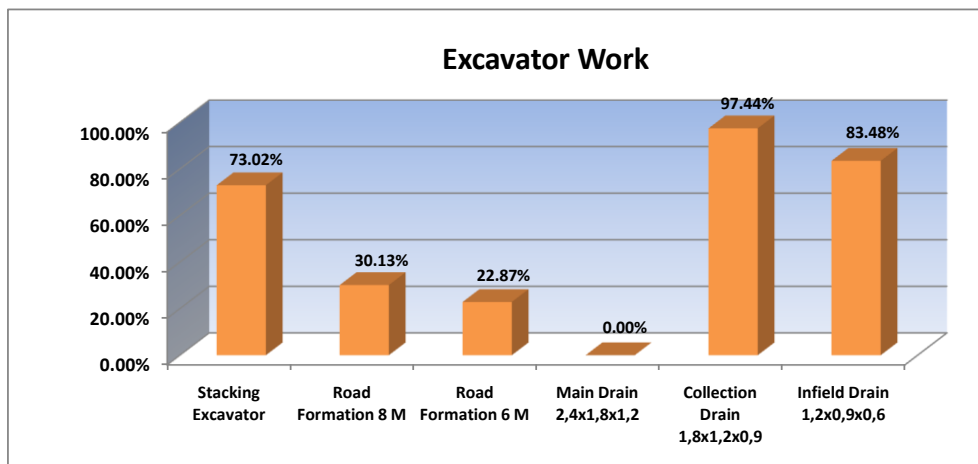
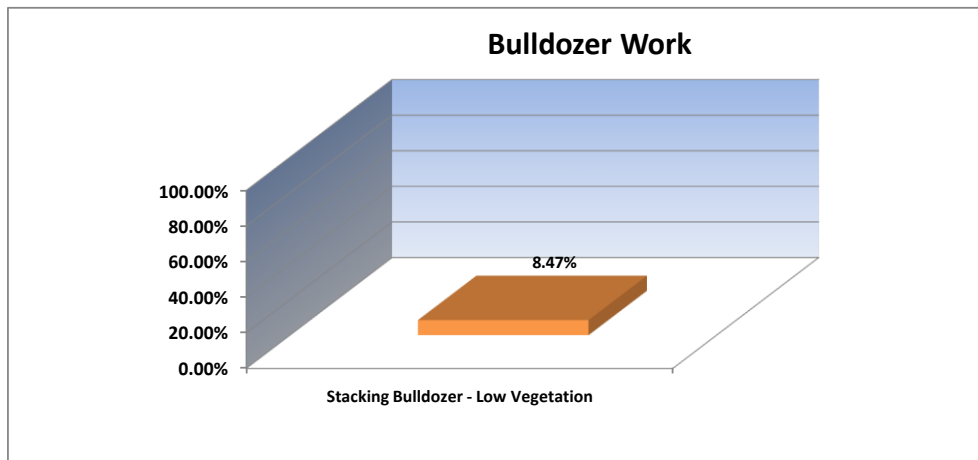


# PT. KARUNIA KENCANA PERMAISEJATI

## CLAIM SUMMARY KKP III

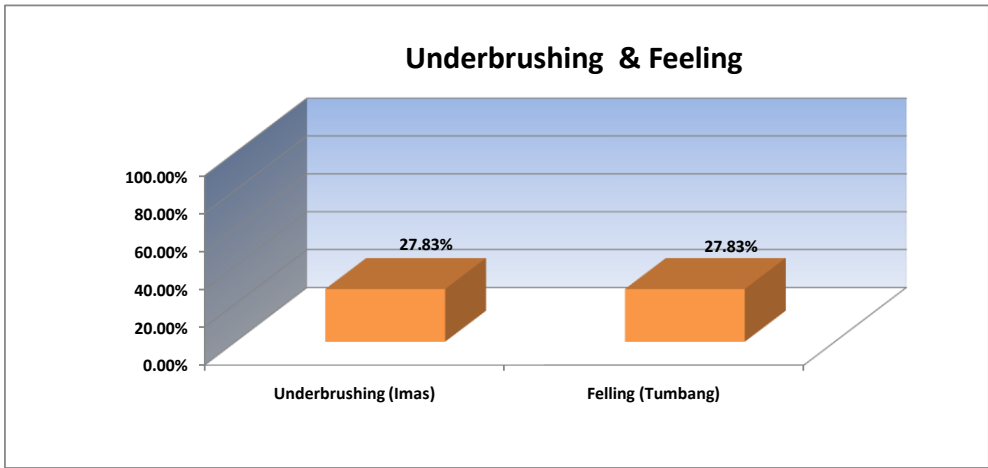
Contract No :  
C&A. 1608.02/KKP3 - 070

Type of Work	Unit	SPK Vol	Feb - Jul 2011 Claim	August Claim	Total Claimed (Feb - Aug 2011)	%
<b>Bulldozer</b>						
Stacking Bulldozer - Low Vegetation	Ha	368.20	20.55	10.64	31.19	8.47%
<b>Excavator</b>						
Stacking Excavator	Ha	157.80	84.74	30.48	115.22	73.02%
Road Formation 8 M	Meter	5,260.00	1,080.00	505.00	1,585.00	30.13%
Road Formation 6 M	Meter	26,300.00	3,492.00	2,523.00	6,015.00	22.87%
Main Drain 2,4x1,8x1,2	Meter	2,630.00	-	-	-	0.00%
Collection Drain 1,8x1,2x0,9	Meter	13,150.00	7,070.00	5,744.00	12,814.00	97.44%
Infield Drain 1,2x0,9x0,6	Meter	81,512.00	36,758.00	31,291.00	68,049.00	83.48%
Underbrushing (Imas)	Ha	526.00	105.29	41.12	146.41	27.83%
Felling (Tumbang)	Ha	526.00	105.29	41.12	146.41	27.83%



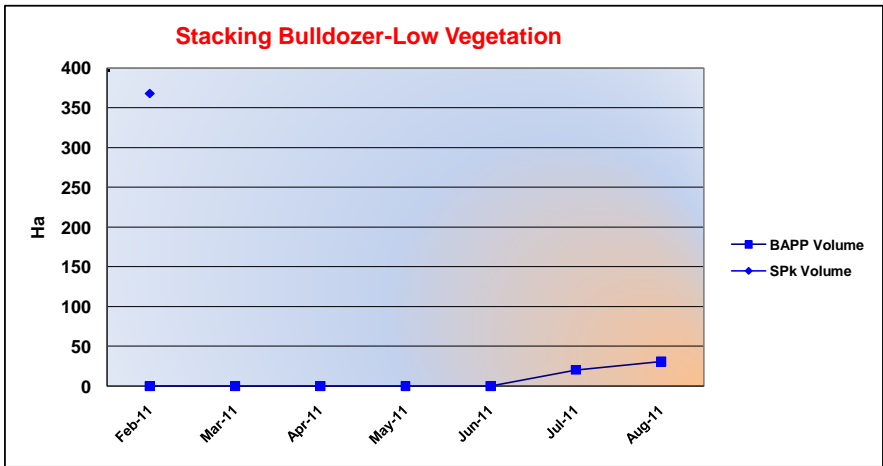


**CLAIM SUMMARY KKP III**



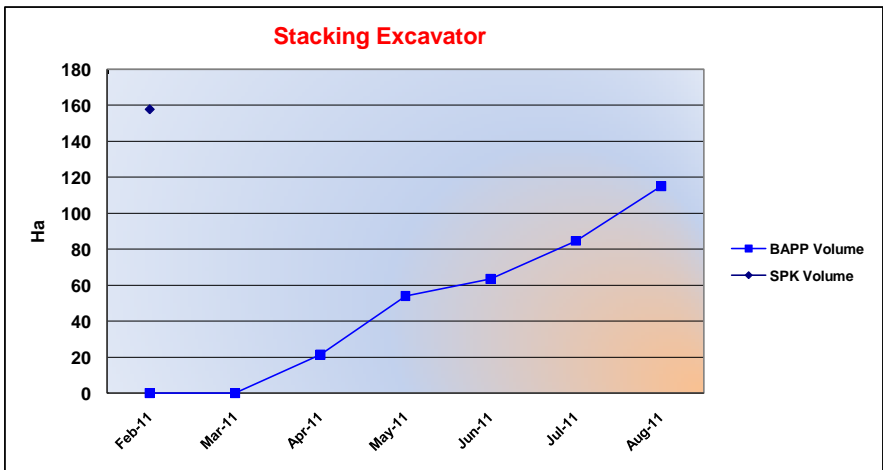
**Chart & Detail Per Month**

Type of Work	SPK Vol ( Ha )	Progress	%
Stacking Bulldozer - Low Vegetation	368.20	31.19	8.47%



Month	Monthly Progress	Accumulated
Feb-11	-	-
Mar-11	-	-
Apr-11	-	-
May-11	-	-
Jun-11	-	-
Jul-11	20.55	20.55
Aug-11	10.64	31.19
<b>Total</b>	<b>31.19</b>	

Type of Work	SPK Vol ( Ha )	Progress	%
Stacking Excavator	157.80	115.22	73.02%



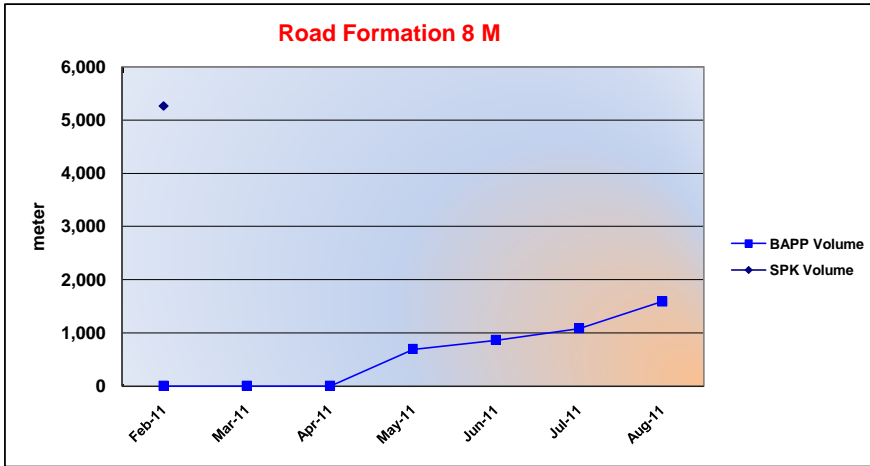
Month	Monthly Progress	Accumulated
Feb-11	-	-
Mar-11	-	-
Apr-11	21.35	21.35
May-11	32.67	54.02
Jun-11	9.48	63.50
Jul-11	21.24	84.74
Aug-11	30.48	115.22
<b>Total</b>	<b>115.22</b>	



# PT. KARUNIA KENCANA PERMAISEJATI

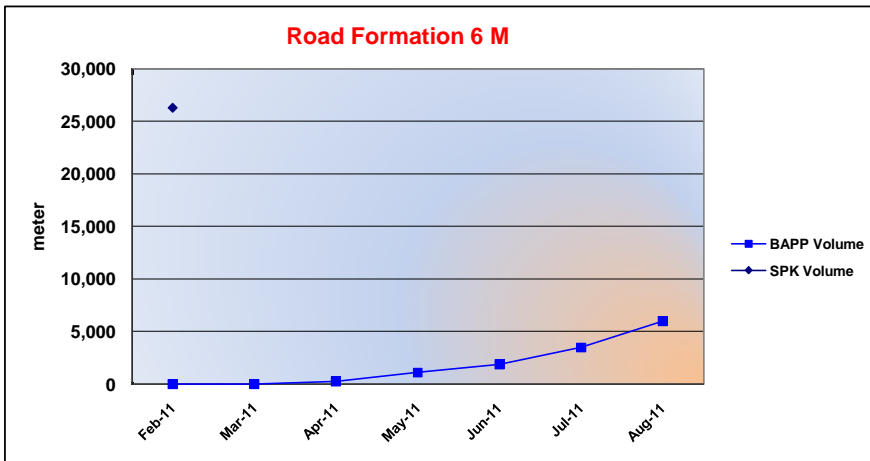
## CLAIM SUMMARY KKP III

Type of Work	SPK Vol ( Meter )	Progress	%
Road Formation 8 M	5,260.00	1,585.00	30.13%



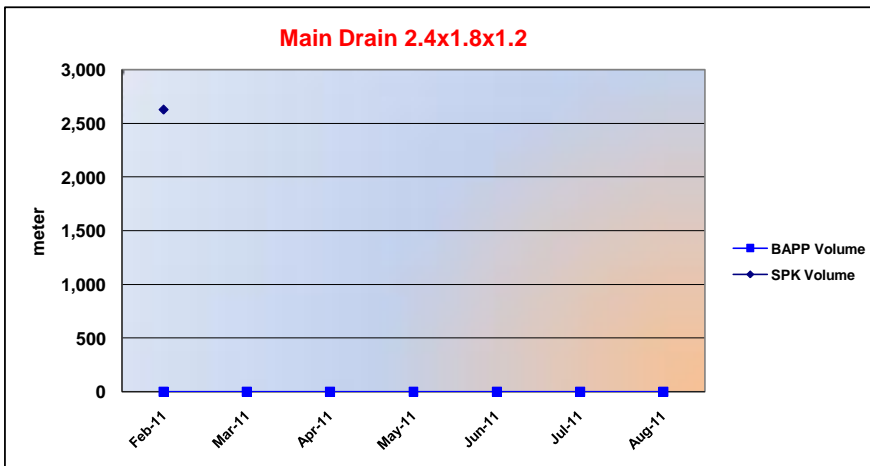
Month	Monthly Progress	Accumulated
Feb-11	-	-
Mar-11	-	-
Apr-11	-	-
May-11	689.00	689.00
Jun-11	170.00	859.00
Jul-11	221.00	1,080.00
Aug-11	505.00	1,585.00
<b>Total</b>	<b>1,585.00</b>	

Type of Work	SPK Vol ( Meter )	Progress	%
Road Formation 6 M	26,300.00	6,015.00	22.87%



Month	Monthly Progress	Accumulated
Feb-11	-	-
Mar-11	-	-
Apr-11	249.00	249.00
May-11	849.00	1,098.00
Jun-11	796.00	1,894.00
Jul-11	1,598.00	3,492.00
Aug-11	2,523.00	6,015.00
<b>Total</b>	<b>6,015.00</b>	

Type of Work	SPK Vol ( Meter )	Progress	%
Main Drain 2,4x1,8x1,2	2,630.00	-	0.00%



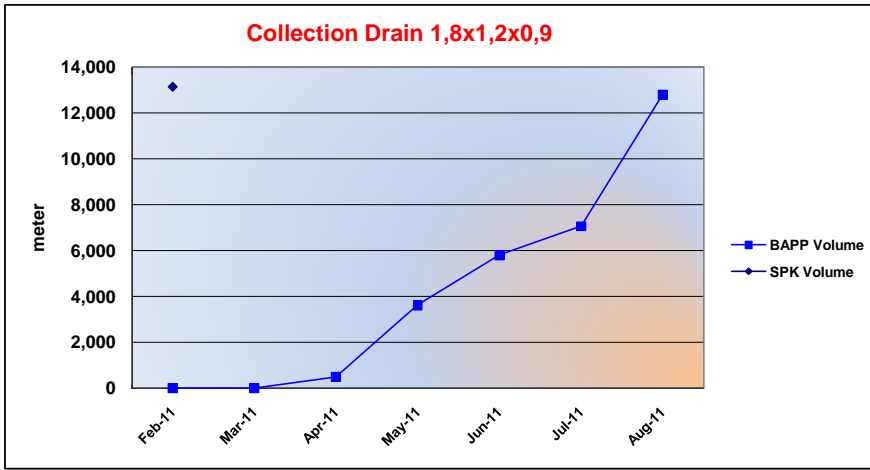
Month	Monthly Progress	Accumulated
Feb-11	-	-
Mar-11	-	-
Apr-11	-	-
May-11	-	-
Jun-11	-	-
Jul-11	-	-
Aug-11	-	-
<b>Total</b>	<b>-</b>	



# PT. KARUNIA KENCANA PERMAISEJATI

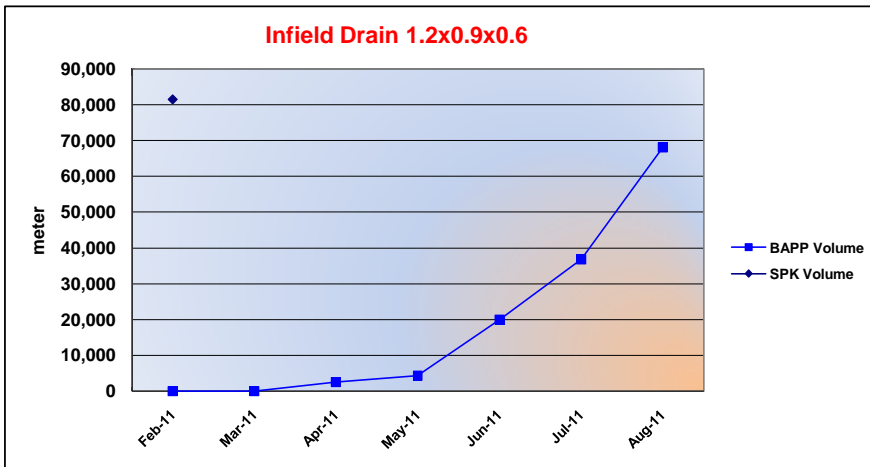
## CLAIM SUMMARY KKP III

Type of Work	SPK Vol ( Meter )	Progress	%
Collection Drain 1,8x1,2x0,9	13,150.00	12,814.00	97.44%



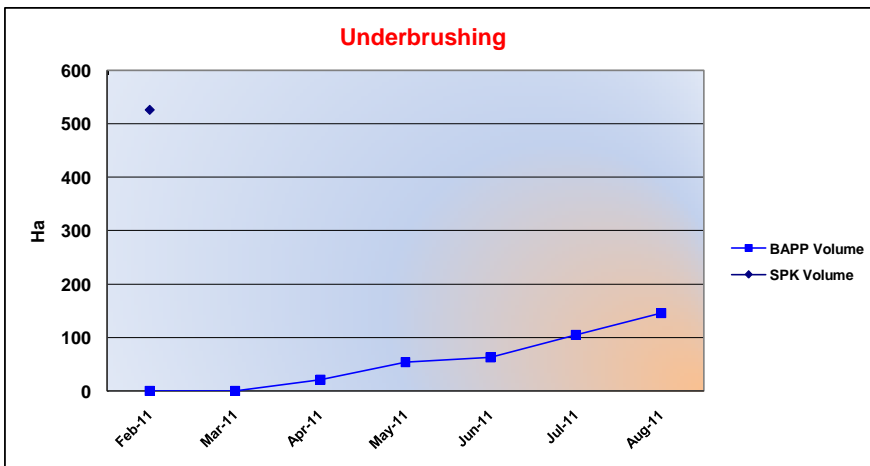
Month	Monthly Progress	Accumulated
Feb-11	-	-
Mar-11	-	-
Apr-11	499.00	499.00
May-11	3,118.00	3,617.00
Jun-11	2,191.00	5,808.00
Jul-11	1,262.00	7,070.00
Aug-11	5,744.00	12,814.00
<b>Total</b>	<b>12,814.00</b>	

Type of Work	SPK Vol ( Meter )	Progress	%
Infield Drain 1,2x0,9x0,6	81,512.00	68,049.00	83.48%



Month	Monthly Progress	Accumulated
Feb-11	-	-
Mar-11	-	-
Apr-11	2,560.00	2,560.00
May-11	1,738.00	4,298.00
Jun-11	15,666.00	19,964.00
Jul-11	16,794.00	36,758.00
Aug-11	31,291.00	68,049.00
<b>Total</b>	<b>68,049.00</b>	

Type of Work	SPK Vol ( Ha )	Progress	%
Underbrushing (Imas)	526.00	146.41	27.83%



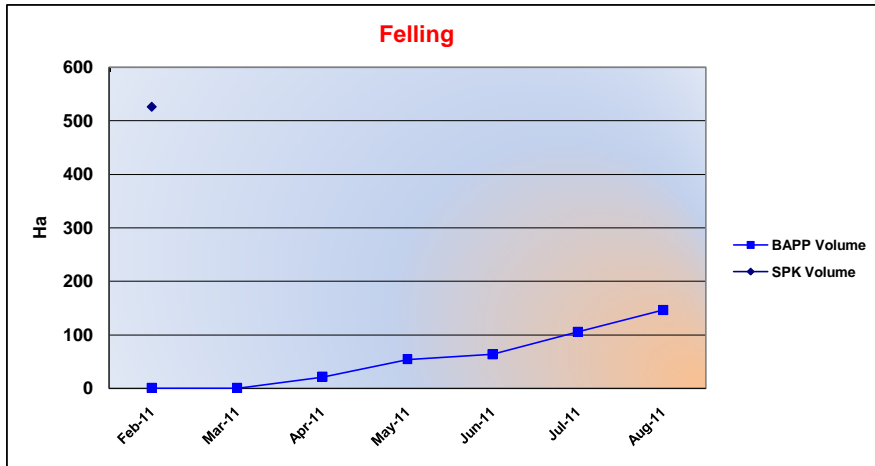
Month	Monthly Progress	Accumulated
Feb-11	-	-
Mar-11	-	-
Apr-11	21.35	21.35
May-11	32.67	54.02
Jun-11	9.48	63.50
Jul-11	41.79	105.29
Aug-11	41.12	146.41
<b>Total</b>	<b>146.41</b>	



# PT. KARUNIA KENCANA PERMAISEJATI

## CLAIM SUMMARY KKP III

Type of Work	SPK Vol ( Ha )	Progress	%
Felling (Tumbang)	526.00	146.41	27.83%



Month	Monthly Progress	Accumulated
Feb-11	-	-
Mar-11	-	-
Apr-11	21.35	21.35
May-11	32.67	54.02
Jun-11	9.48	63.50
Jul-11	41.79	105.29
Aug-11	41.12	146.41
Total	146.41	