

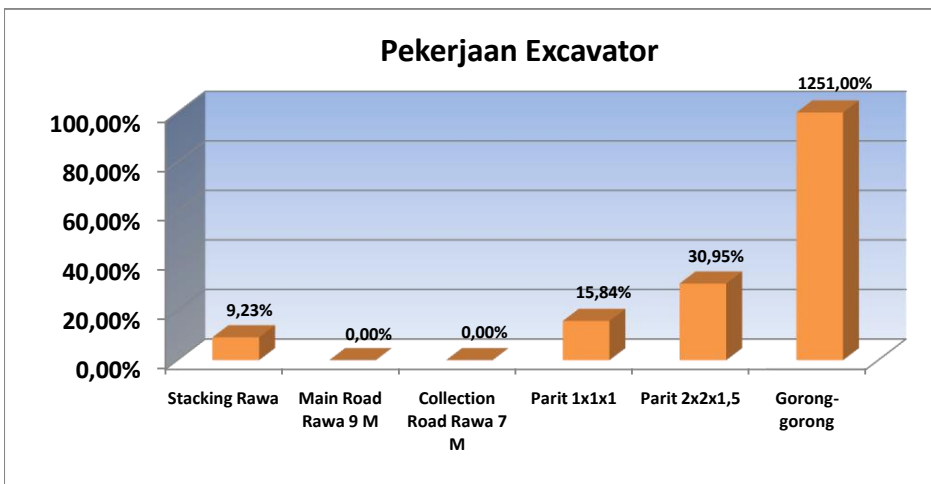
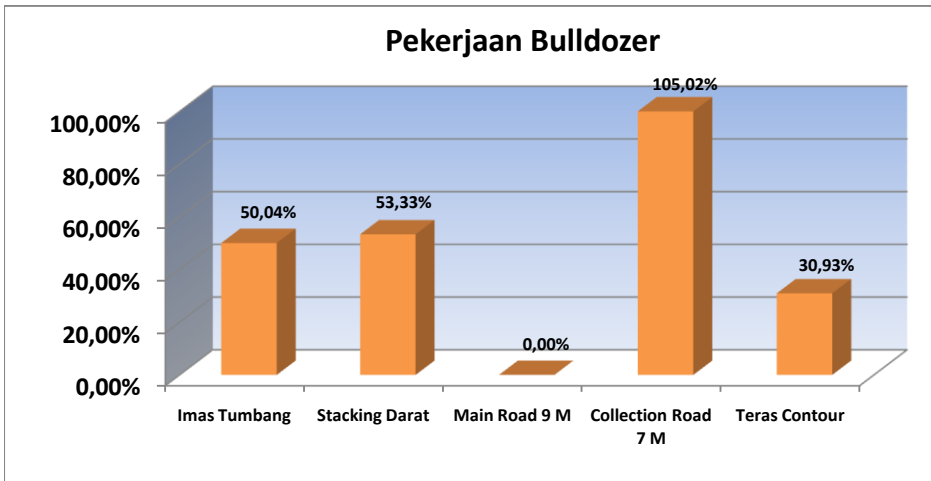


**PROGRESS REPORT - Kebun Kudung**

KONTRAK NO :

1.SPJJ/105/SRS/VII/10

Jenis Pekerjaan	Unit	Vol SPK 08 Juli '10 s.d 31 Des '12	Realisasi			%
			AKUMULASI S.D BULAN LALU	BAPP Februari 2012	S.D BAPP Februari 2012	
<b>Bulldozer</b>						
Imas Tumbang	Ha	4.000,00	2.001,54	-	2.001,54	50,04%
Stacking Darat	Ha	3.500,00	1.866,48	-	1.866,48	53,33%
Main Road 9 M	Meter	77.000,00	-	-	-	0,00%
Collection Road 7 M	Meter	319.750,00	335.798,19	-	335.798,19	105,02%
Teras Contour	Meter	2.800.000,00	866.077,77	-	866.077,77	30,93%
Sewa Bulldozer	HM	-	1.220,40	72,50	1.292,90	
<b>Excavator</b>						
Stacking Rawa	Ha	500,00	46,15	-	46,15	9,23%
Main Road Rawa 9 M	Meter	7.700,00	-	-	-	0,00%
Collection Road Rawa 7 M	Meter	23.100,00	-	-	-	0,00%
Parit 1x1x1	Meter	120.000,00	19.009,55	-	19.009,55	15,84%
Parit 2x2x1,5	Meter	80.000,00	24.758,00	-	24.758,00	30,95%
Gorong-gorong	M <sup>2</sup>	400,00	5.004,00	-	5.004,00	1251,00%
Jembatan	M <sup>2</sup>	-	15.696,00	-	15.696,00	
Sewa Excavator	HM	-	647,00	115,00	762,00	

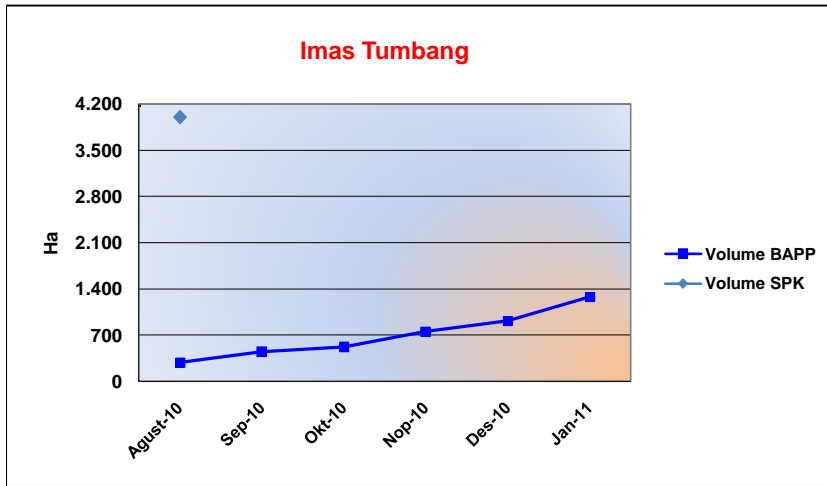




**PROGRESS REPORT - Kebun Kudung**

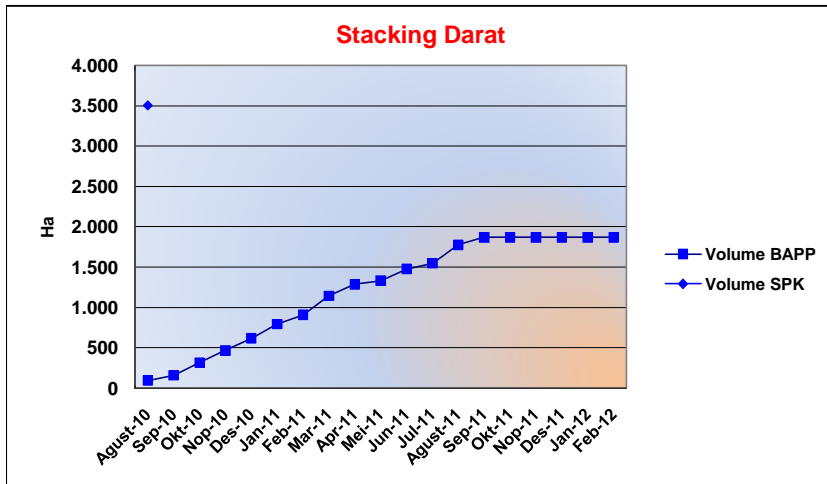
**Chart & Detail Per Month**

Jenis Pekerjaan	Unit	Vol SPK	Realisasi	%
Imas Tumbang	Ha	4.000,00	2.001,54	50,04%



Bulan	Hasil per Bulan	Kumulatif
Agust-10	290,47	290,47
Sep-10	158,60	449,07
Okt-10	72,98	522,05
Nop-10	234,91	756,96
Des-10	164,48	921,44
Jan-11	361,86	1.283,30
Feb-11	143,72	1.427,02
Mar-11	204,45	1.631,47
Apr-11	158,07	1.789,54
Mei-11	155,30	1.944,84
Jun-11	56,70	2.001,54
Jul-11	-	2.001,54
Agust-11	-	2.001,54
Sep-11	-	2.001,54
Okt-11	-	2.001,54
Nop-11	-	2.001,54
Des-11	-	2.001,54
Jan-12	-	2.001,54
Feb-12	-	2.001,54
	<b>2.001,54</b>	

Jenis Pekerjaan	Unit	Vol SPK	Realisasi	%
Stacking Darat	Ha	3.500,00	1.866,48	53,33%

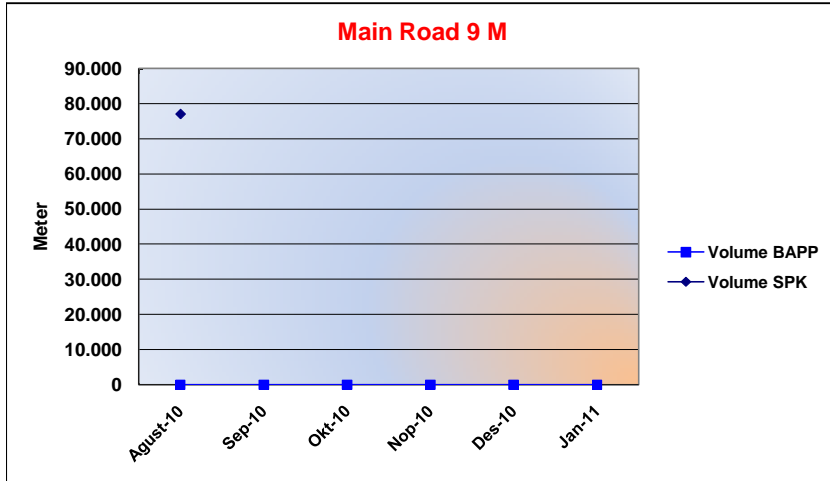


Bulan	Hasil per Bulan	Kumulatif
Agust-10	92,44	92,44
Sep-10	65,91	158,35
Okt-10	158,09	316,44
Nop-10	148,71	465,15
Des-10	151,22	616,37
Jan-11	173,60	789,97
Feb-11	116,62	906,59
Mar-11	236,37	1.142,96
Apr-11	140,16	1.283,12
Mei-11	45,25	1.328,37
Jun-11	145,17	1.473,54
Jul-11	71,02	1.544,56
Agust-11	228,55	1.773,11
Sep-11	93,37	1.866,48
Okt-11	-	1.866,48
Nop-11	-	1.866,48
Des-11	-	1.866,48
Jan-12	-	1.866,48
Feb-12	-	1.866,48
	<b>1.866,48</b>	



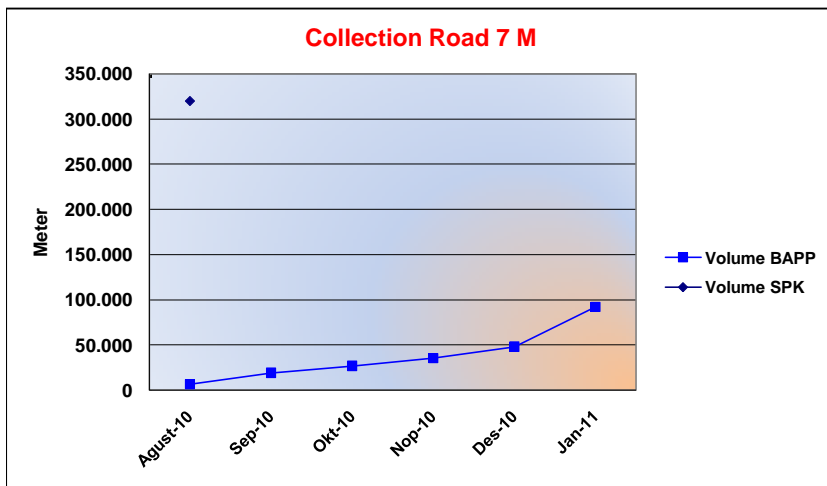
**PROGRESS REPORT - Kebun Kudung**

Jenis Pekerjaan	Unit	Vol SPK	Realisasi	%
Main Road 9 M	Meter	77.000,00	-	0,00%



Bulan	Hasil per Bulan	Kumulatif
Agust-10	-	-
Sep-10	-	-
Okt-10	-	-
Nop-10	-	-
Des-10	-	-
Jan-11	-	-
Feb-11	-	-
Mar-11	-	-
Apr-11	-	-
Mei-11	-	-
Jun-11	-	-
Jul-11	-	-
Agust-11	-	-
Sep-11	-	-
Okt-11	-	-
Nop-11	-	-
Des-11	-	-
Jan-12	-	-
Feb-12	-	-
	-	-

Jenis Pekerjaan	Unit	Vol SPK	Realisasi	%
Collection Road 7 M	Meter	319.750,00	335.798,19	105,02%

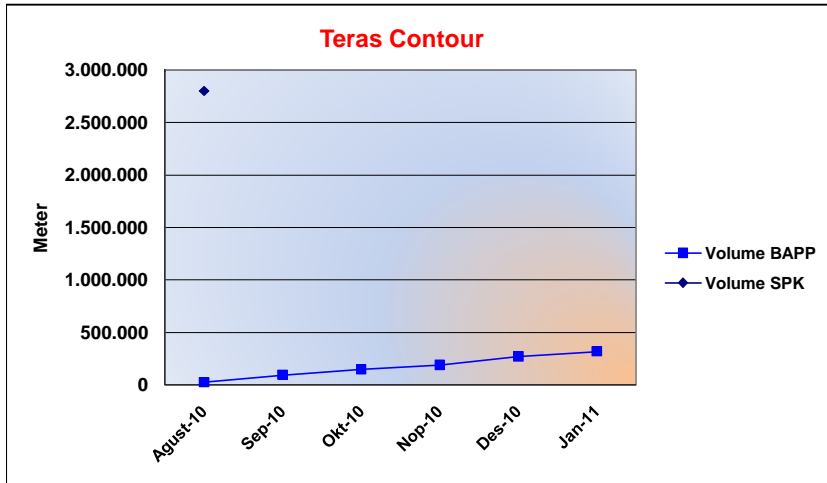


Bulan	Hasil per Bulan	Kumulatif
Agust-10	6.682,19	6.682,19
Sep-10	12.519,00	19.201,19
Okt-10	7.626,00	26.827,19
Nop-10	8.772,00	35.599,19
Des-10	12.487,00	48.086,19
Jan-11	43.921,00	92.007,19
Feb-11	18.980,00	110.987,19
Mar-11	10.140,00	121.127,19
Apr-11	48.906,00	170.033,19
Mei-11	27.818,00	197.851,19
Jun-11	18.268,00	216.119,19
Jul-11	20.475,00	236.594,19
Agust-11	8.872,00	245.466,19
Sep-11	85.790,00	331.256,19
Okt-11	4.542,00	335.798,19
Nop-11	-	335.798,19
Des-11	-	335.798,19
Jan-12	-	335.798,19
Feb-12	-	335.798,19
	335.798,19	



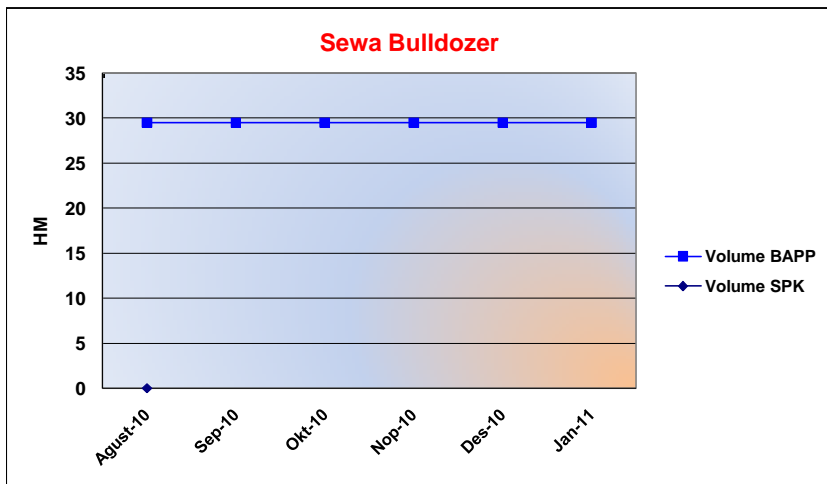
**PROGRESS REPORT - Kebun Kudung**

Jenis Pekerjaan	Unit	Vol SPK	Realisasi	%
Teras Contour	Meter	2.800.000,00	866.077,77	30,93%



Bulan	Hasil per Bulan	Kumulatif
Agust-10	25.984,77	25.984,77
Sep-10	68.595,00	94.579,77
Okt-10	52.087,00	146.666,77
Nop-10	42.944,00	189.610,77
Des-10	81.869,00	271.479,77
Jan-11	46.605,00	318.084,77
Feb-11	77.858,00	395.942,77
Mar-11	43.370,00	439.312,77
Apr-11	38.184,00	477.496,77
Mei-11	190.146,00	667.642,77
Jun-11	21.078,00	688.720,77
Jul-11	87.714,00	776.434,77
Agust-11	40.129,00	816.563,77
Sep-11	22.190,00	838.753,77
Okt-11	27.324,00	866.077,77
Nop-11	-	866.077,77
Des-11	-	866.077,77
Jan-12	-	866.077,77
Feb-12	-	866.077,77
	<b>866.077,77</b>	

Jenis Pekerjaan	Unit	Vol SPK	Realisasi	%
Sewa Bulldozer	HM	-	1.292,90	0,00%

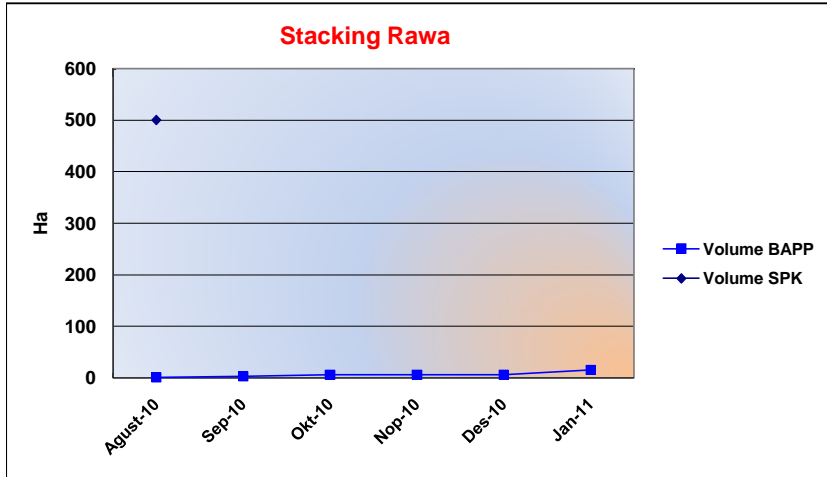


Bulan	Hasil per Bulan	Kumulatif
Agust-10	29,50	29,50
Sep-10	-	29,50
Okt-10	-	29,50
Nop-10	-	29,50
Des-10	-	29,50
Jan-11	-	29,50
Feb-11	-	29,50
Mar-11	-	29,50
Apr-11	-	29,50
Mei-11	359,50	389,00
Jun-11	-	389,00
Jul-11	-	389,00
Agust-11	172,90	561,90
Sep-11	225,00	786,90
Okt-11	-	786,90
Nop-11	242,00	1.028,90
Des-11	182,50	1.211,40
Jan-12	9,00	1.220,40
Feb-12	72,50	1.292,90
	<b>1.292,90</b>	



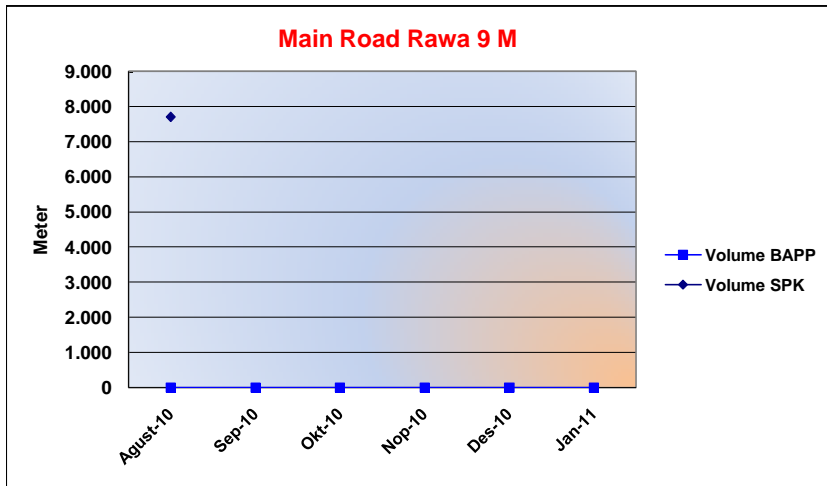
**PROGRESS REPORT - Kebun Kudung**

Jenis Pekerjaan	Unit	Vol SPK	Realisasi	%
Stacking Rawa	Ha	500,00	46,15	9,23%



Bulan	Hasil per Bulan	Kumulatif
Agust-10	0,69	0,69
Sep-10	2,29	2,98
Okt-10	3,24	6,22
Nop-10	-	6,22
Des-10	-	6,22
Jan-11	9,10	15,32
Feb-11	8,05	23,37
Mar-11	4,54	27,91
Apr-11	3,59	31,50
Mei-11	6,65	38,15
Jun-11	-	38,15
Jul-11	-	38,15
Agust-11	-	38,15
Sep-11	8,00	46,15
Okt-11	-	46,15
Nop-11	-	46,15
Des-11	-	46,15
Jan-12	-	46,15
Feb-12	-	46,15
	<b>46,15</b>	

Jenis Pekerjaan	Unit	Vol SPK	Realisasi	%
Main Road Rawa 9 M	Meter	7.700,00	-	0,00%

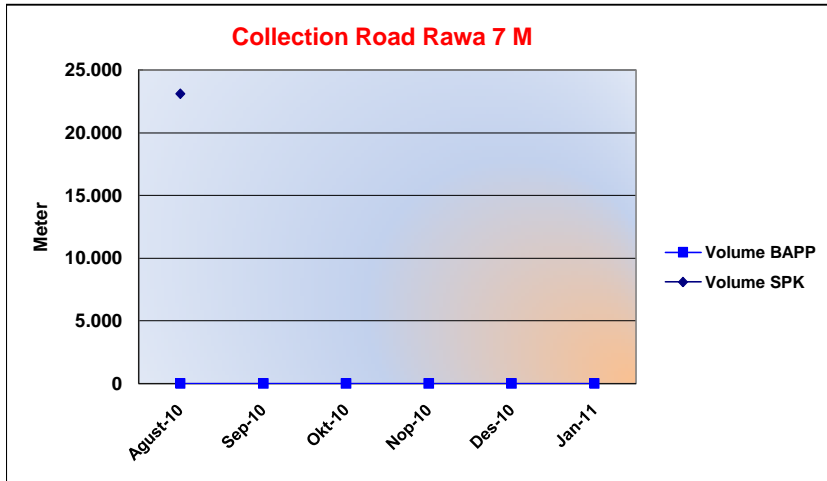


Bulan	Hasil per Bulan	Kumulatif
Agust-10	-	-
Sep-10	-	-
Okt-10	-	-
Nop-10	-	-
Des-10	-	-
Jan-11	-	-
Feb-11	-	-
Mar-11	-	-
Apr-11	-	-
Mei-11	-	-
Jun-11	-	-
Jul-11	-	-
Agust-11	-	-
Sep-11	-	-
Okt-11	-	-
Nop-11	-	-
Des-11	-	-
Jan-12	-	-
Feb-12	-	-
	-	-



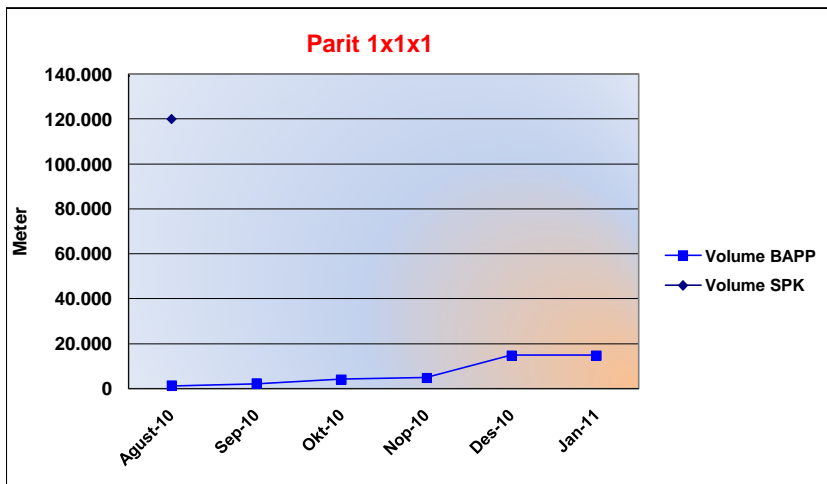
**PROGRESS REPORT - Kebun Kudung**

Jenis Pekerjaan	Unit	Vol SPK	Realisasi	%
Collection Road Rawa 7 M	Meter	23.100	-	0,00%



Bulan	Hasil per Bulan	Kumulatif
Agust-10	-	-
Sep-10	-	-
Okt-10	-	-
Nop-10	-	-
Des-10	-	-
Jan-11	-	-
Feb-11	-	-
Mar-11	-	-
Apr-11	-	-
Mei-11	-	-
Jun-11	-	-
Jul-11	-	-
Agust-11	-	-
Sep-11	-	-
Okt-11	-	-
Nop-11	-	-
Des-11	-	-
Jan-12	-	-
Feb-12	-	-
	-	-

Jenis Pekerjaan	Unit	Vol SPK	Realisasi	%
Parit 1x1x1	Meter	120.000,00	19.009,55	15,84%

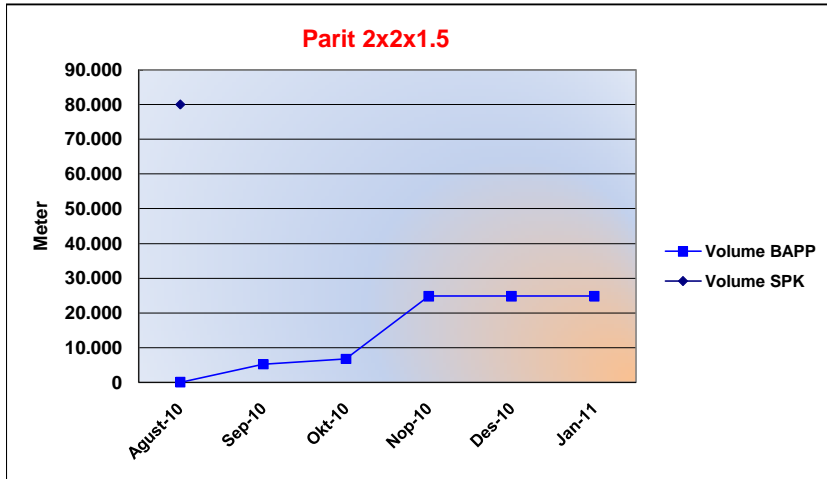


Bulan	Hasil per Bulan	Kumulatif
Agust-10	1.229,55	1.229,55
Sep-10	985,00	2.214,55
Okt-10	1.945,00	4.159,55
Nop-10	794,00	4.953,55
Des-10	9.950,00	14.903,55
Jan-11	-	14.903,55
Feb-11	-	14.903,55
Mar-11	4.106,00	19.009,55
Apr-11	-	19.009,55
Mei-11	-	19.009,55
Jun-11	-	19.009,55
Jul-11	-	19.009,55
Agust-11	-	19.009,55
Sep-11	-	19.009,55
Okt-11	-	19.009,55
Nop-11	-	19.009,55
Des-11	-	19.009,55
Jan-12	-	19.009,55
Feb-12	-	19.009,55
	19.009,55	



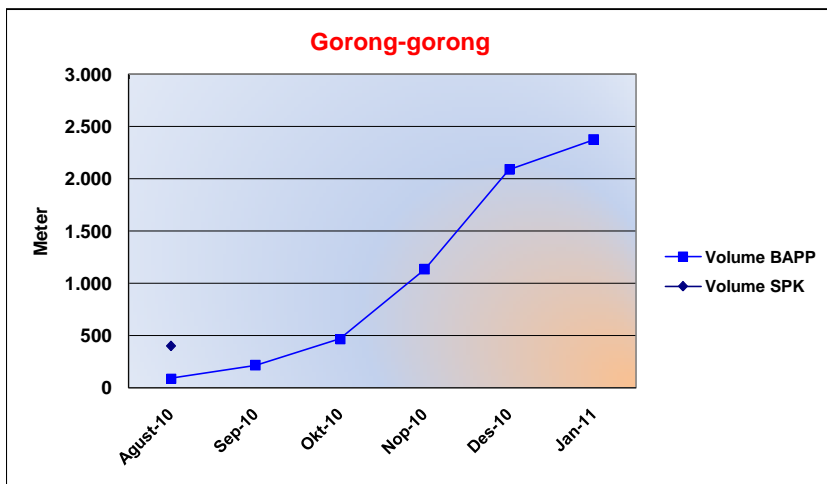
**PROGRESS REPORT - Kebun Kudung**

Jenis Pekerjaan	Unit	Vol SPK	Realisasi	%
Parit 2x2x1,5	Meter	80.000,00	24.758,00	30,95%



Bulan	Hasil per Bulan	Kumulatif
Agust-10	-	-
Sep-10	5.197,00	5.197,00
Okt-10	1.498,00	6.695,00
Nop-10	18.063,00	24.758,00
Des-10	-	24.758,00
Jan-11	-	24.758,00
Feb-11	-	24.758,00
Mar-11	-	24.758,00
Apr-11	-	24.758,00
Mei-11	-	24.758,00
Jun-11	-	24.758,00
Jul-11	-	24.758,00
Agust-11	-	24.758,00
Sep-11	-	24.758,00
Okt-11	-	24.758,00
Nop-11	-	24.758,00
Des-11	-	24.758,00
Jan-12	-	24.758,00
Feb-12	-	24.758,00
	<b>24.758,00</b>	

Jenis Pekerjaan	Unit	Vol SPK	Realisasi	%
Gorong-gorong	M2	400,00	5.004,00	1251,00%

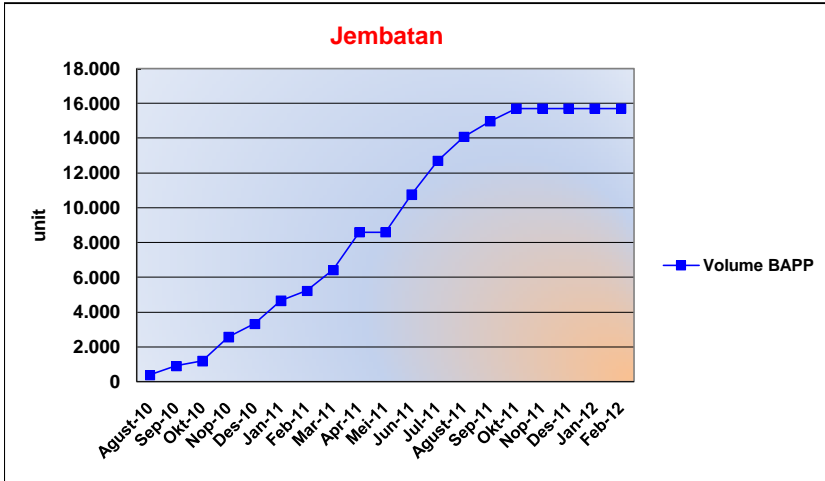


Bulan	Hasil per Bulan	Kumulatif
Agust-10	90,00	90,00
Sep-10	126,00	216,00
Okt-10	252,00	468,00
Nop-10	666,00	1.134,00
Des-10	954,00	2.088,00
Jan-11	288,00	2.376,00
Feb-11	252,00	2.628,00
Mar-11	558,00	3.186,00
Apr-11	504,00	3.690,00
Mei-11	-	3.690,00
Jun-11	756,00	4.446,00
Jul-11	288,00	4.734,00
Agust-11	144,00	4.878,00
Sep-11	90,00	4.968,00
Okt-11	36,00	5.004,00
Nop-11	-	5.004,00
Des-11	-	5.004,00
Jan-12	-	5.004,00
Feb-12	-	5.004,00
	<b>5.004,00</b>	



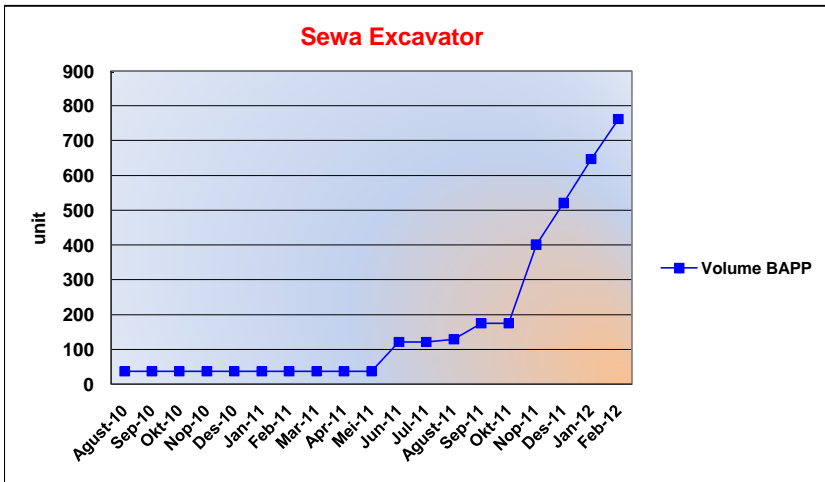
**PROGRESS REPORT - Kebun Kudung**

Jenis Pekerjaan	Unit	Vol SPK	Realisasi	%
Jembatan	M2	-	15.696,00	0,00%



Bulan	Hasil per Bulan	Kumulatif
Agust-10	380,00	380,00
Sep-10	516,00	896,00
Okt-10	284,00	1.180,00
Nop-10	1.380,00	2.560,00
Des-10	752,00	3.312,00
Jan-11	1.332,00	4.644,00
Feb-11	576,00	5.220,00
Mar-11	1.196,00	6.416,00
Apr-11	2.172,00	8.588,00
Mei-11	-	8.588,00
Jun-11	2.160,00	10.748,00
Jul-11	1.952,00	12.700,00
Agust-11	1.380,00	14.080,00
Sep-11	892,00	14.972,00
Okt-11	724,00	15.696,00
Nop-11	-	15.696,00
Des-11	-	15.696,00
Jan-12	-	15.696,00
Feb-12	-	15.696,00
	<b>15.696,00</b>	

Jenis Pekerjaan	Unit	Vol SPK	Realisasi	%
Sewa Excavator	HM	-	762,00	0,00%



Bulan	Hasil per Bulan	Kumulatif
Agust-10	37,00	37,00
Sep-10	-	37,00
Okt-10	-	37,00
Nop-10	-	37,00
Des-10	-	37,00
Jan-11	-	37,00
Feb-11	-	37,00
Mar-11	-	37,00
Apr-11	-	37,00
Mei-11	-	37,00
Jun-11	84,00	121,00
Jul-11	-	121,00
Agust-11	8,00	129,00
Sep-11	46,00	175,00
Okt-11	-	175,00
Nop-11	226,00	401,00
Des-11	120,00	521,00
Jan-12	126,00	647,00
Feb-12	115,00	762,00
	<b>762,00</b>	