



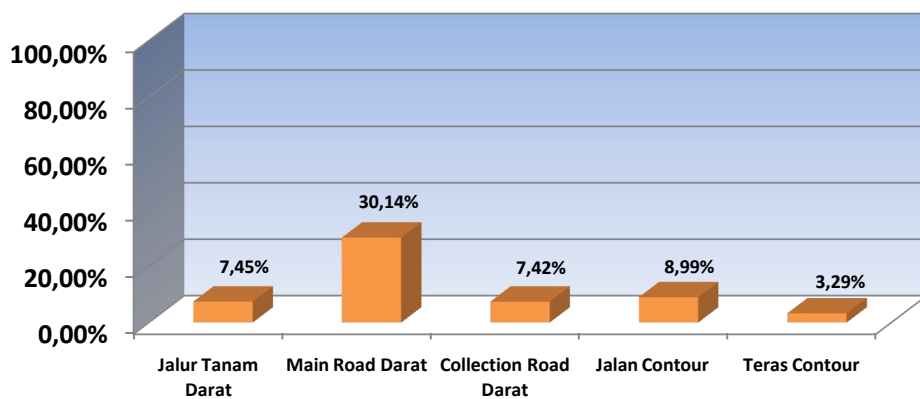
PROGRESS REPORT - Kebun Gaharu

KONTRAK NO :

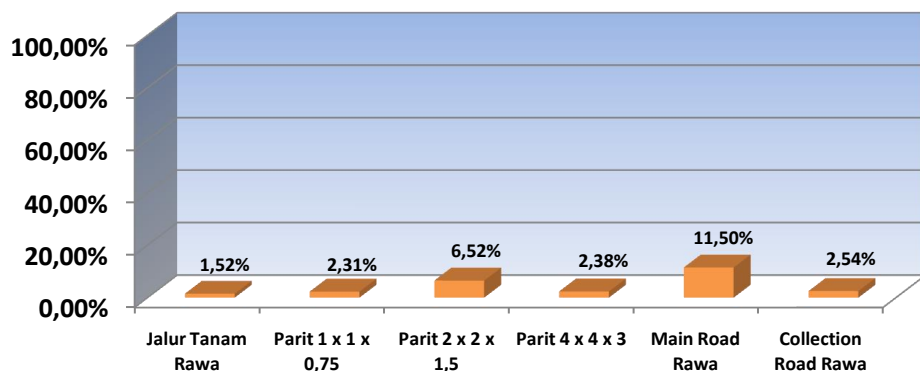
1. 016/BNML/JKTO/08/2011 - Imas/Tumbang
2. 017/BNML/JKTO/08/2011 - Jalur Tanam, BPRT, & PJLN
3. 018/BNML/JKTO/08/2011 - SWAB

Jenis Pekerjaan	Unit	Vol SPK 1 Sept '11 s.d 31 Agust '13	Realisasi			%
			AKUMULASI S.D BULAN LALU	BAPP Februari 2012	S.D BAPP Februari 2012	
Bulldozer						
Jalur Tanam Darat	Ha	6.300,00	385,88	83,63	469,51	7,45%
Main Road Darat	Meter	46.410,00	13.256,88	730,57	13.987,45	30,14%
Collection Road Darat	Meter	152.880,00	8.370,37	2.972,73	11.343,10	7,42%
Jalan Contour	Meter	157.500,00	9.956,70	4.203,50	14.160,20	8,99%
Teras Contour	Meter	1.951.250,00	40.889,85	23.402,24	64.292,09	3,29%
Sewa Bulldozer	HM	-	297,10	26,30	323,40	
Excavator						
Jalur Tanam Rawa	Ha	700,00	6,71	3,90	10,61	1,52%
Parit 1 x 1 x 0,75	Meter	343.000,00	4.472,95	3.453,94	7.926,89	2,31%
Parit 2 x 2 x 1,5	Meter	86.520,00	3.994,30	1.649,15	5.643,45	6,52%
Parit 4 x 4 x 3	Meter	29.890,00	407,19	304,00	711,19	2,38%
Main Road Rawa	Meter	7.140,00	821,11	-	821,11	11,50%
Collection Road Rawa	Meter	23.520,00	275,65	321,82	597,47	2,54%
Gorong-gorong	Unit	-	36,00	23,00	59,00	
Jembatan 2 M	Unit	-	19,00	17,00	36,00	
Jembatan 4 M	Unit	-	2,00	-	2,00	
Jembatan 5-10 M	Unit	-	-	-	-	
Jembatan > 10 M	Unit	-	-	-	-	
Sewa Excavator	HM	-	322,00	105,00	427,00	
Imas Tumbang	Ha	7.000,00	101,90	-	101,90	1,46%

Pekerjaan Bulldozer



Pekerjaan Excavator

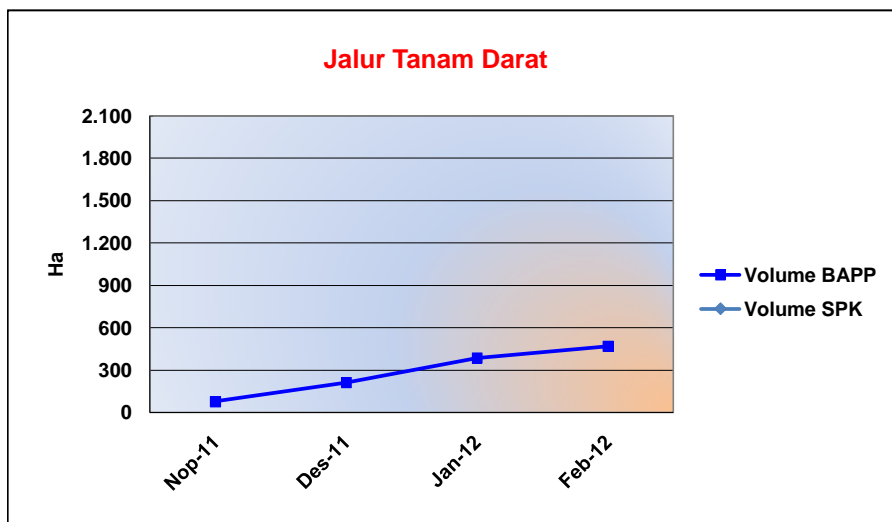




PROGRESS REPORT - Kebun Gaharu

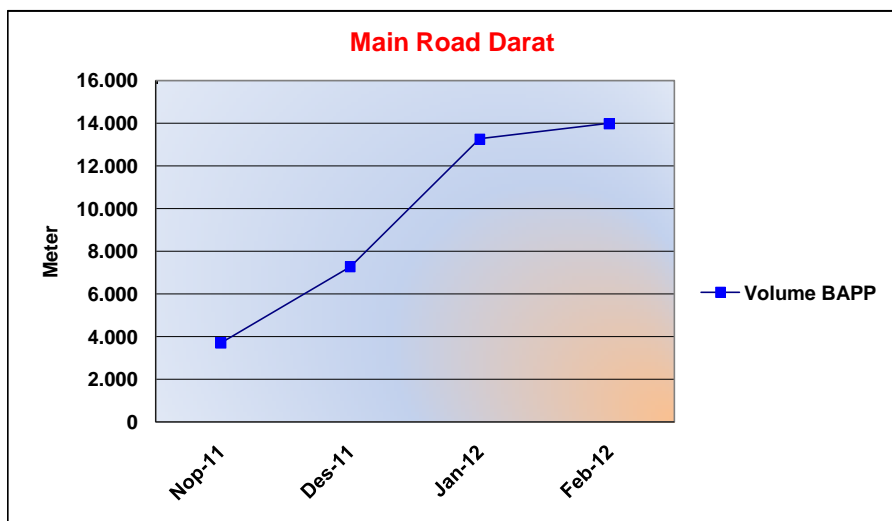
Chart & Detail Per Month

Jenis Pekerjaan	Unit	Vol SPK	Realisasi	%
Jalur Tanam Darat	Ha	6.300,00	469,51	7,45%



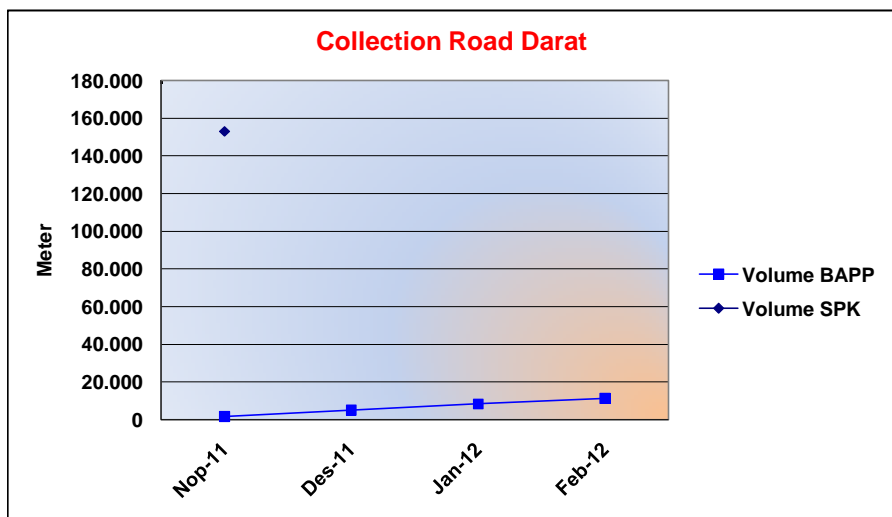
Bulan	Hasil per Bulan	Kumulatif
Nop-11	77,50	77,50
Des-11	133,62	211,12
Jan-12	174,76	385,88
Feb-12	83,63	469,51
	469,51	

Jenis Pekerjaan	Unit	Vol SPK	Realisasi	%
Main Road Darat	Meter	46.410,00	13.987,45	30,14%



Bulan	Hasil per Bulan	Kumulatif
Nop-11	3.707,08	3.707,08
Des-11	3.575,41	7.282,49
Jan-12	5.974,39	13.256,88
Feb-12	730,57	13.987,45
	13.987,45	

Jenis Pekerjaan	Unit	Vol SPK	Realisasi	%
Collection Road Darat	Meter	152.880,00	11.343,10	7,42%

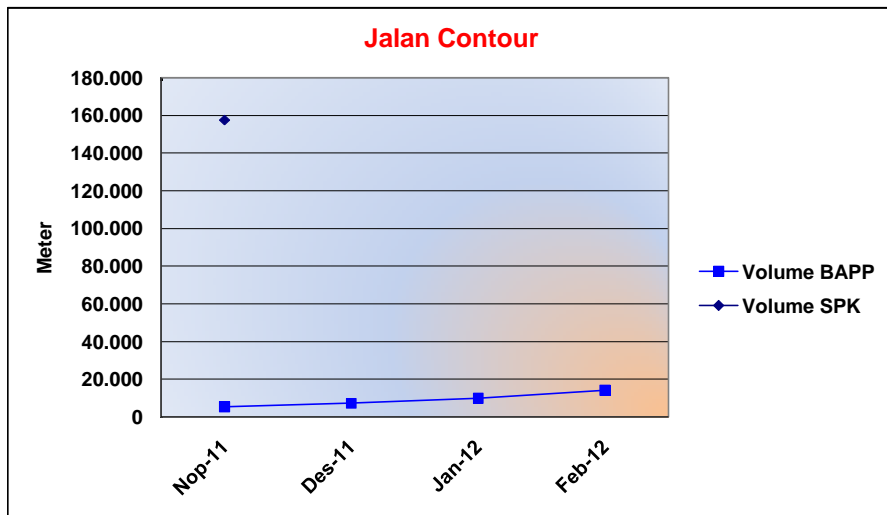


Bulan	Hasil per Bulan	Kumulatif
Nop-11	1.641,70	1.641,70
Des-11	3.352,94	4.994,64
Jan-12	3.375,73	8.370,37
Feb-12	2.972,73	11.343,10
	11.343,10	



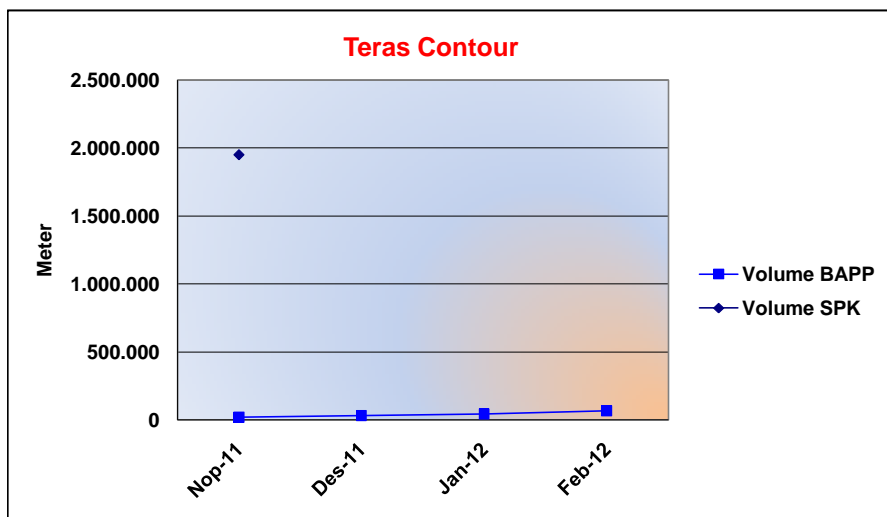
PROGRESS REPORT - Kebun Gaharu

Jenis Pekerjaan	Unit	Vol SPK	Realisasi	%
Jalan Contour	Meter	157.500,00	14.160,20	8,99%



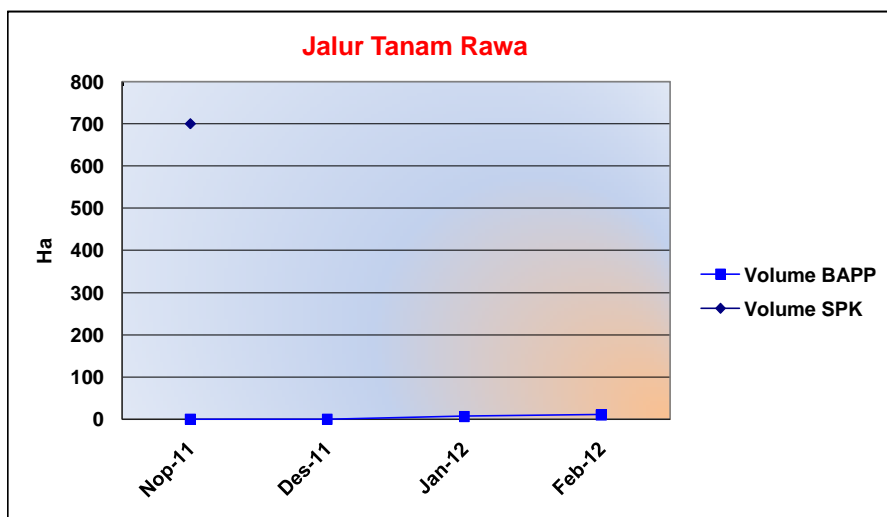
Bulan	Hasil per Bulan	Kumulatif
Nop-11	5.485,05	5.485,05
Des-11	1.823,86	7.308,91
Jan-12	2.647,79	9.956,70
Feb-12	4.203,50	14.160,20
	14.160,20	

Jenis Pekerjaan	Unit	Vol SPK	Realisasi	%
Teras Contour	Meter	1.951.250,00	64.292,09	3,29%



Bulan	Hasil per Bulan	Kumulatif
Nop-11	16.236,58	16.236,58
Des-11	11.725,00	27.961,58
Jan-12	12.928,27	40.889,85
Feb-12	23.402,24	64.292,09
	64.292,09	

Jenis Pekerjaan	Unit	Vol SPK	Realisasi	%
Jalur Tanam Rawa	Ha	700,00	10,61	1,52%

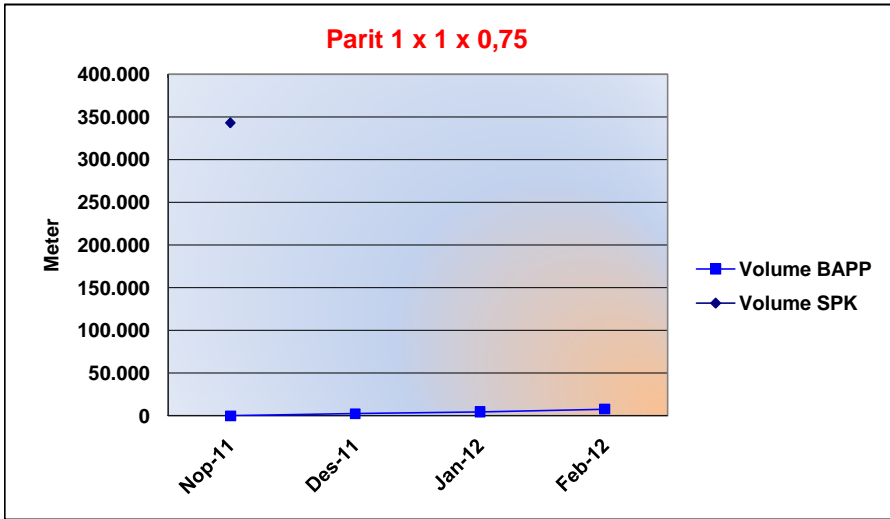


Bulan	Hasil per Bulan	Kumulatif
Nop-11	-	-
Des-11	0,33	0,33
Jan-12	6,38	6,71
Feb-12	3,90	10,61
	10,61	



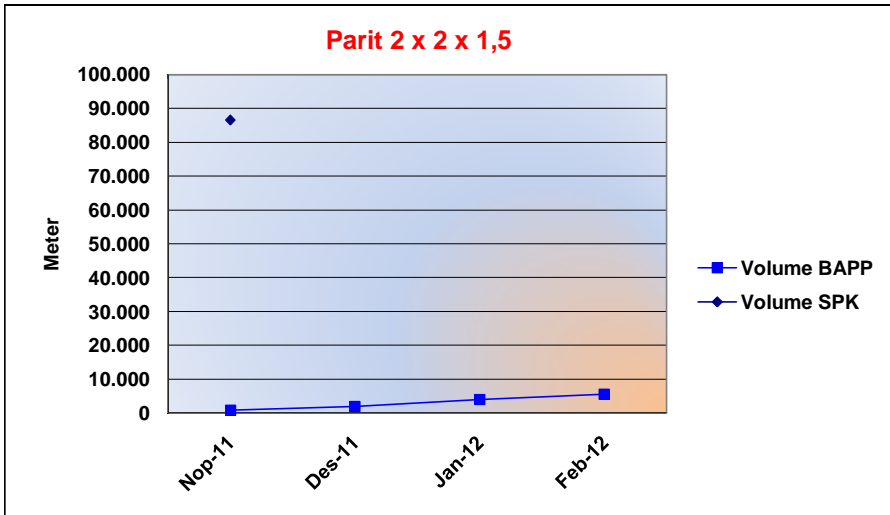
PROGRESS REPORT - Kebun Gaharu

Jenis Pekerjaan	Unit	Vol SPK	Realisasi	%
Parit 1 x 1 x 0,75	Meter	343.000,00	7.926,89	2,31%



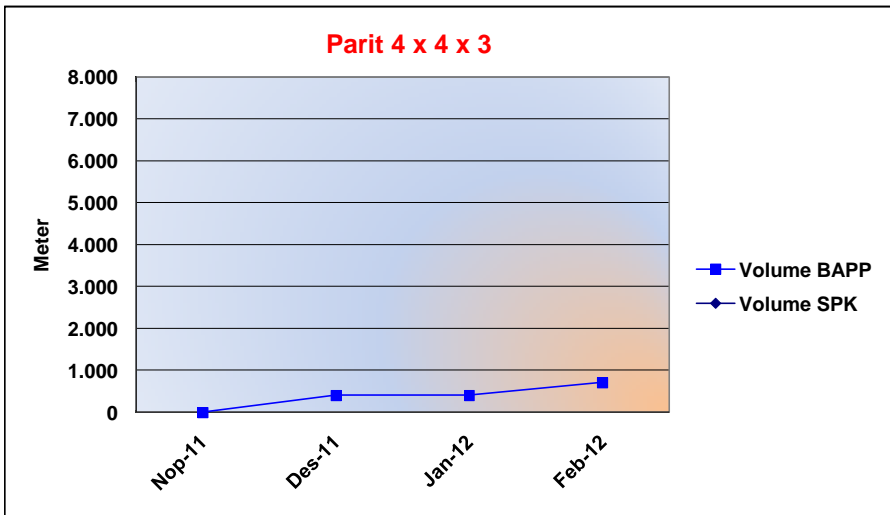
Bulan	Hasil per Bulan	Kumulatif
Nop-11	-	-
Des-11	2.450,01	2.450,01
Jan-12	2.022,94	4.472,95
Feb-12	3.453,94	7.926,89
	7.926,89	

Jenis Pekerjaan	Unit	Vol SPK	Realisasi	%
Parit 2 x 2 x 1,5	Meter	86.520	5.643,45	6,52%



Bulan	Hasil per Bulan	Kumulatif
Nop-11	815,97	815,97
Des-11	1.177,46	1.993,43
Jan-12	2.000,87	3.994,30
Feb-12	1.649,15	5.643,45
	5.643,45	

Jenis Pekerjaan	Unit	Vol SPK	Realisasi	%
Parit 4 x 4 x 3	Meter	29.890,00	711,19	2,38%

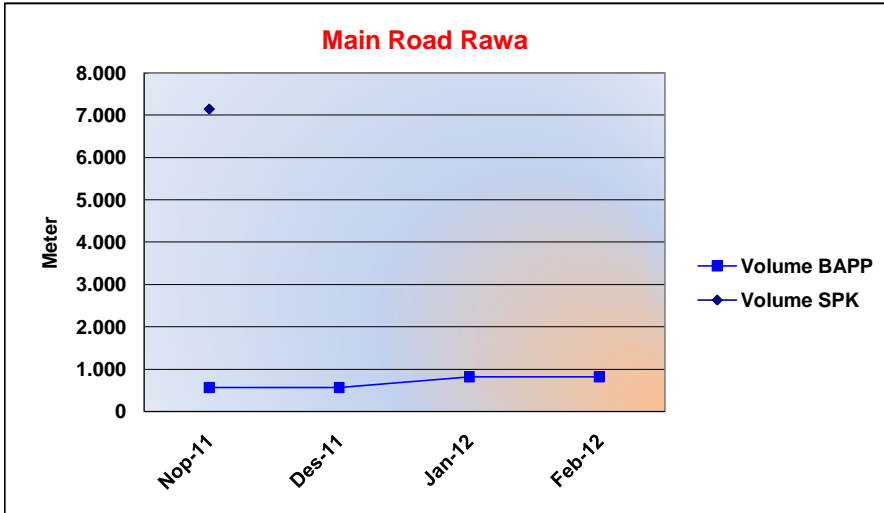


Bulan	Hasil per Bulan	Kumulatif
Nop-11	-	-
Des-11	407,19	407,19
Jan-12	-	407,19
Feb-12	304,00	711,19
	711,19	



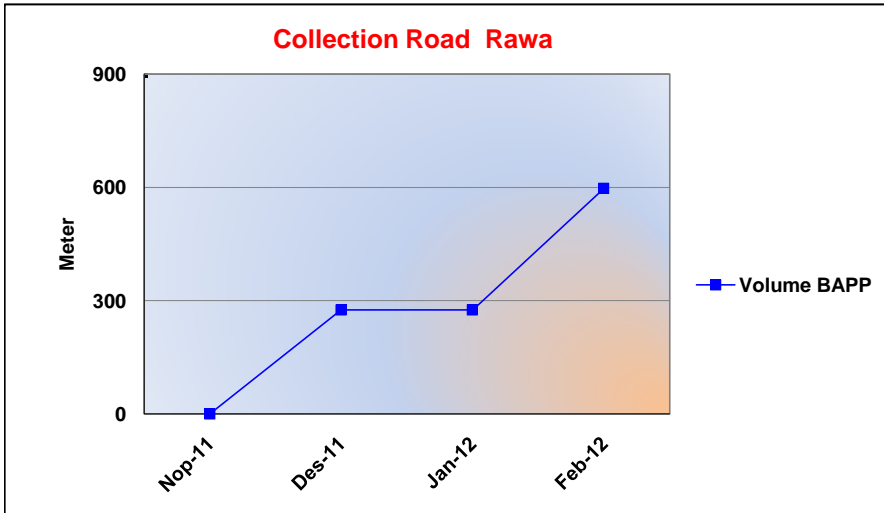
PROGRESS REPORT - Kebun Gaharu

Jenis Pekerjaan	Unit	Vol SPK	Realisasi	%
Main Road Rawa	Meter	7.140,00	821,11	11,50%



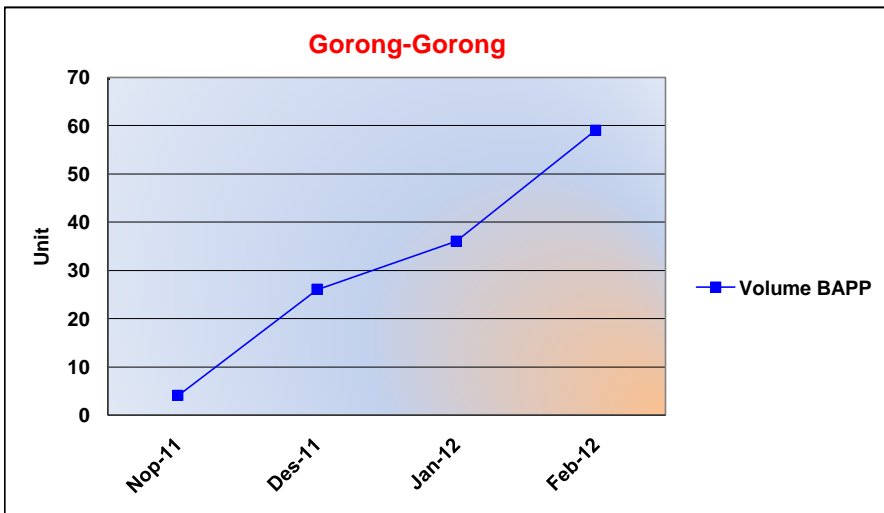
Bulan	Hasil per Bulan	Kumulatif
Nop-11	561,48	561,48
Des-11	-	561,48
Jan-12	259,63	821,11
Feb-12	-	821,11
	821,11	

Jenis Pekerjaan	Unit	Vol SPK	Realisasi	%
Collection Road Rawa	Meter	23.520,00	597,47	2,54%



Bulan	Hasil per Bulan	Kumulatif
Nop-11	-	-
Des-11	275,65	275,65
Jan-12	-	275,65
Feb-12	321,82	597,47
	597,47	

Jenis Pekerjaan	Unit	Vol SPK	Realisasi	%
Gorong-gorong	Unit	-	59,00	0,00%

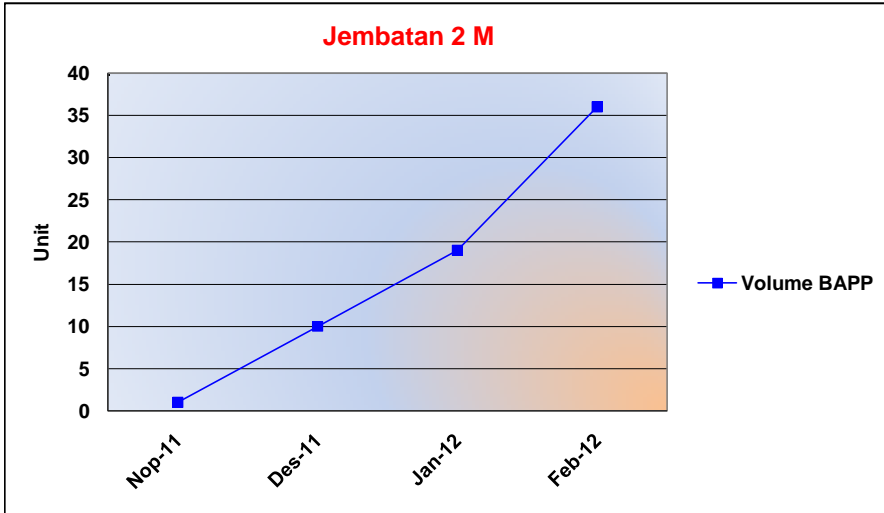


Bulan	Hasil per Bulan	Kumulatif
Nop-11	4,00	4,00
Des-11	22,00	26,00
Jan-12	10,00	36,00
Feb-12	23,00	59,00
	59,00	



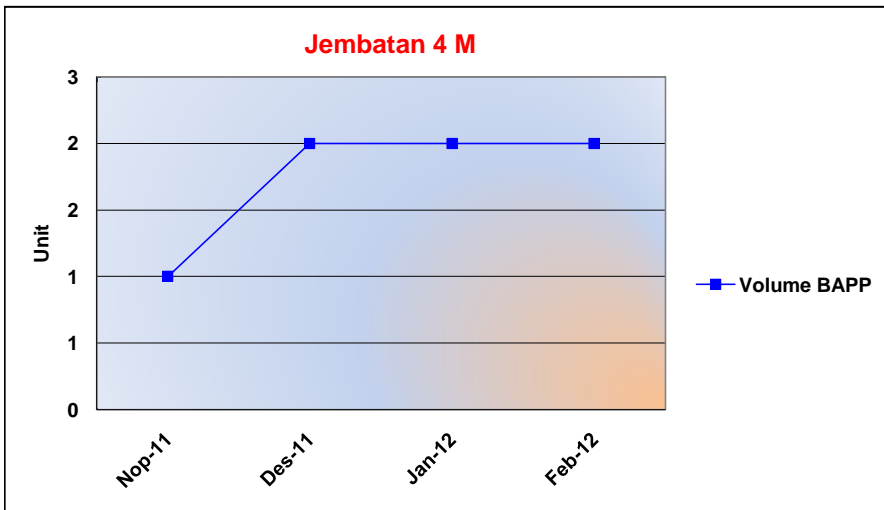
PROGRESS REPORT - Kebun Gaharu

Jenis Pekerjaan	Unit	Vol SPK	Realisasi	%
Jembatan 2 M	Unit	-	36,00	0,00%



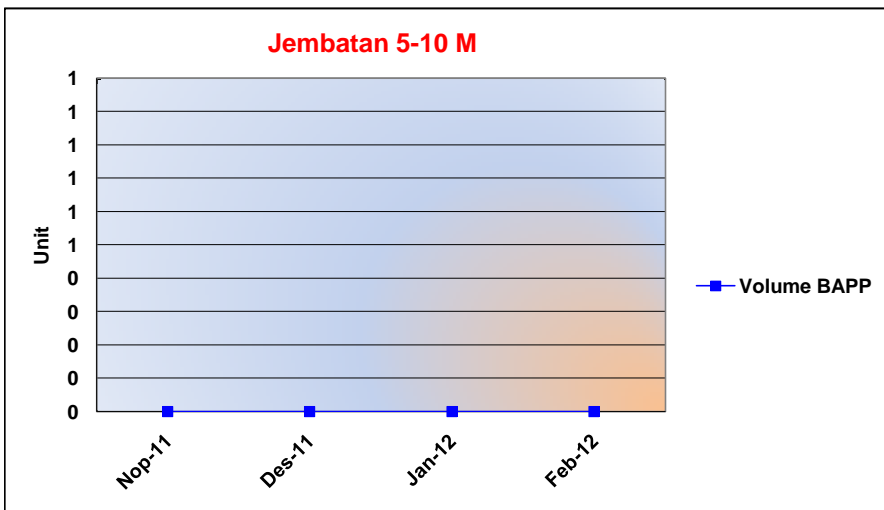
Bulan	Hasil per Bulan	Kumulatif
Nop-11	1,00	1,00
Des-11	9,00	10,00
Jan-12	9,00	19,00
Feb-12	17,00	36,00
	36,00	

Jenis Pekerjaan	Unit	Vol SPK	Realisasi	%
Jembatan 4 M	Unit	-	2,00	0,00%



Bulan	Hasil per Bulan	Kumulatif
Nop-11	1,00	1,00
Des-11	1,00	2,00
Jan-12	-	2,00
Feb-12	-	2,00
	2,00	

Jenis Pekerjaan	Unit	Vol SPK	Realisasi	%
Jembatan 5-10 M	Unit	-	-	0,00%

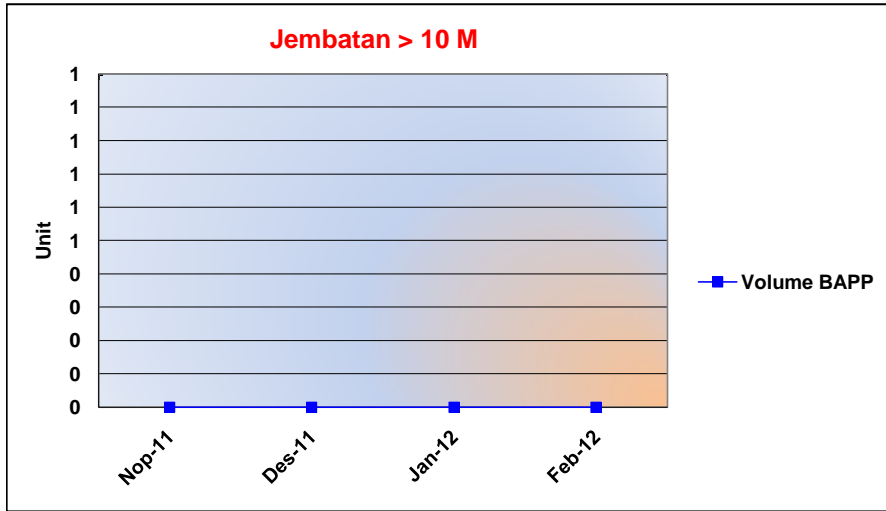


Bulan	Hasil per Bulan	Kumulatif
Nop-11	-	-
Des-11	-	-
Jan-12	-	-
Feb-12	-	-
	-	



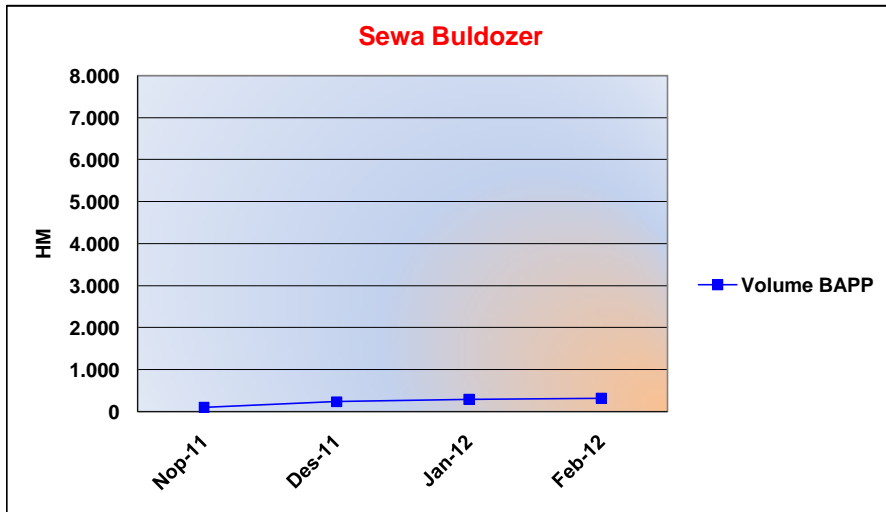
PROGRESS REPORT - Kebun Gaharu

Jenis Pekerjaan	Unit	Vol SPK	Realisasi	%
Jembatan > 10 M	Unit	-	-	0,00%



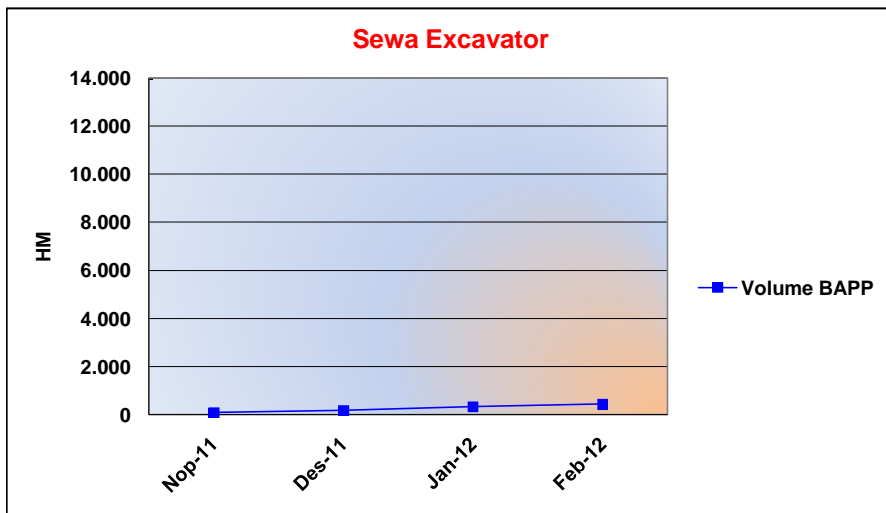
Bulan	Hasil per Bulan	Kumulatif
Nop-11	-	-
Des-11	-	-
Jan-12	-	-
Feb-12	-	-
	-	-

Jenis Pekerjaan	Unit	Vol SPK	Realisasi	%
Sewa Buldozer	HM	-	323,40	0,00%



Bulan	Hasil per Bulan	Kumulatif
Nop-11	110,10	110,10
Des-11	134,00	244,10
Jan-12	53,00	297,10
Feb-12	26,30	323,40
	323,40	

Jenis Pekerjaan	Unit	Vol SPK	Realisasi	%
Sewa Excavator	HM	-	427,00	0,00%

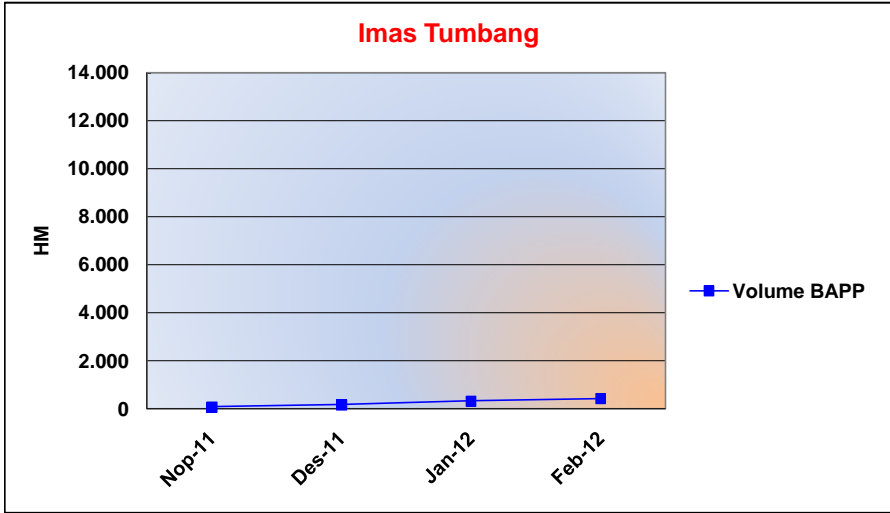


Bulan	Hasil per Bulan	Kumulatif
Nop-11	76,00	76,00
Des-11	92,00	168,00
Jan-12	154,00	322,00
Feb-12	105,00	427,00
	427,00	



PROGRESS REPORT - Kebun Gaharu

Jenis Pekerjaan	Unit	Vol SPK	Realisasi	%
Imas Tumbang	Ha	7.000,00	101,90	6,52%



Bulan	Hasil per Bulan	Kumulatif
Nop-11	-	-
Des-11	101,90	101,90
Jan-12	-	101,90
Feb-12	-	101,90
	101,90	