

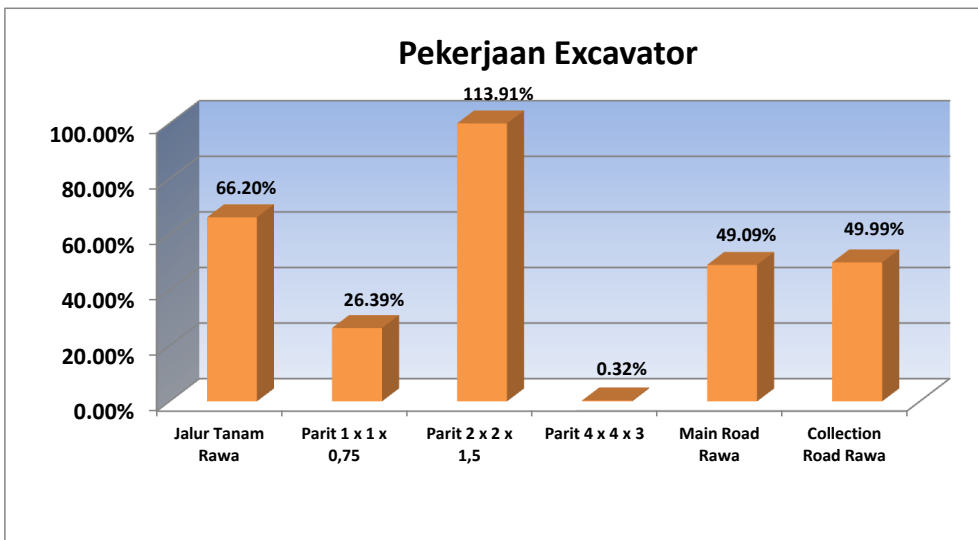
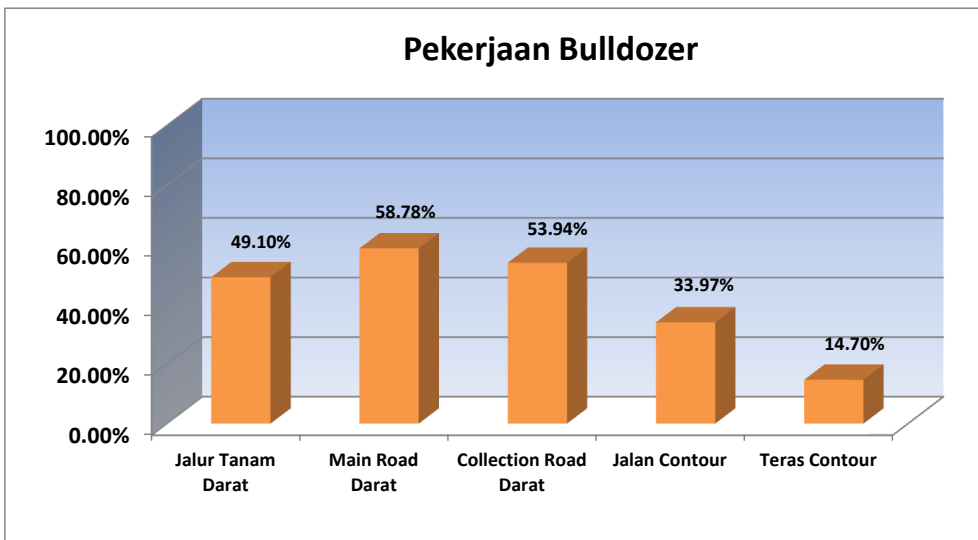


**PROGRESS REPORT - Kebun Seriang**

KONTRAK NO :

1. SPK No. SRIE/JKTO/10/08/034 - Jalur Tanam, BPRT, & PJLN
2. SPK No. SRIE/JKTO/10/08/035 - SWAB

Jenis Pekerjaan	Unit	Vol SPK 10 Okt 08 s.d 31 Des 11	Realisasi			%
			AKUMULASI S.D BULAN LALU	BAPP Des' 2012	S.D BAPP Des' 2012	
<b>Bulldozer</b>						
Jalur Tanam Darat	Ha	5.900.00	2.863.95	33.03	2.896.98	49.10%
Main Road Darat	Meter	60.180.00	35.184.04	191.77	35.375.81	58.78%
Collection Road Darat	Meter	198.240.00	106.221.61	707.20	106.928.81	53.94%
Jalan Contour	Meter	207.000.00	70.320.37	-	70.320.37	33.97%
Teras Contour	Meter	2.564.500.00	376.989.45	-	376.989.45	14.70%
Sewa Bulldozer	HM	-	18.153.50	250.70	18.404.20	
<b>Excavator</b>						
Jalur Tanam Rawa	Ha	1.800.00	1.163.50	28.09	1.191.59	66.20%
Parit 1 x 1 x 0,75	Meter	721.000.00	180.842.12	9.395.96	190.238.08	26.39%
Parit 2 x 2 x 1,5	Meter	119.480.00	136.102.96	-	136.102.96	113.91%
Parit 4 x 4 x 3	Meter	47.860.00	152.73	-	152.73	0.32%
Main Road Rawa	Meter	18.360.00	8.631.15	381.17	9.012.32	49.09%
Collection Road Rawa	Meter	60.480.00	29.795.90	436.33	30.232.23	49.99%
Gorong-gorong	Unit	-	428.00	3.00	431.00	
Jembatan 2 M	Unit	-	132.00	-	132.00	
Jembatan 4 M	Unit	-	35.00	-	35.00	
Jembatan 5-10 M	Unit	-	26.00	-	26.00	
Jembatan > 10 M	Unit	-	-	-	-	
Sewa Excavator	HM	-	29.083.80	910.50	29.994.30	

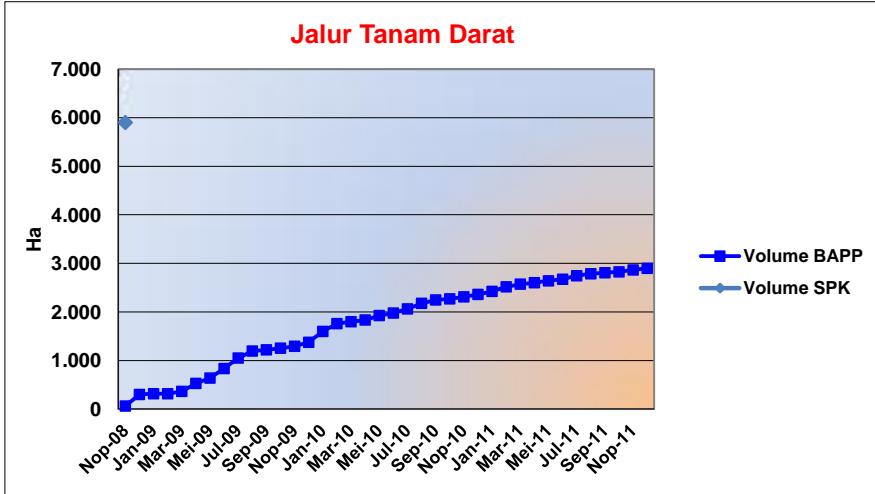




**PROGRESS REPORT - Kebun Seriang**

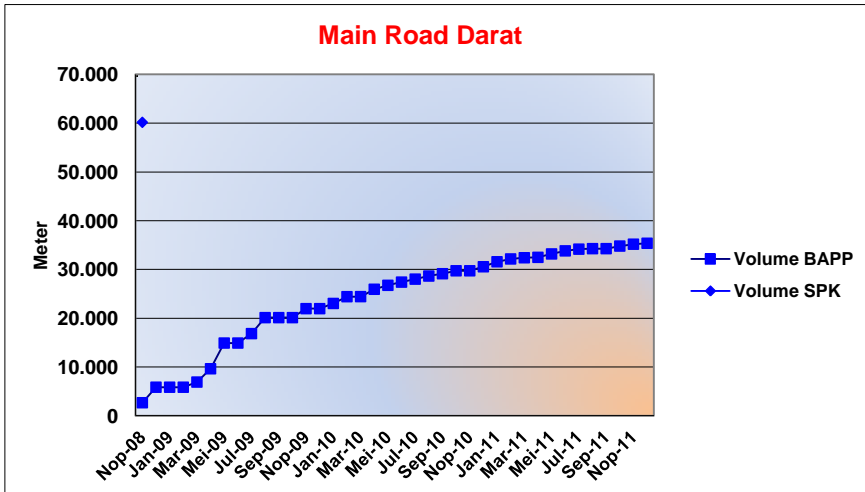
**Chart & Detail Per Month**

Jenis Pekerjaan	Unit	Vol SPK	Realisasi	%
Jalur Tanam Darat	Ha	5.900.00	2.896.98	49.10%



Bulan	Hasil per Bulan	Kumulatif
Nop-08	61.50	61.50
Des-08	238.56	300.06
Jan-09	14.99	315.05
Feb-09	-	315.05
Mar-09	48.55	363.60
Apr-09	164.23	527.83
Mei-09	109.69	637.52
Jun-09	196.24	833.76
Jul-09	216.10	1.049.86
Agust-09	144.46	1.194.32
Sep-09	24.83	1.219.15
Okt-09	34.17	1.253.32
Nop-09	38.56	1.291.88
Des-09	82.13	1.374.01
Jan-10	223.74	1.597.75
Feb-10	161.16	1.758.91
Mar-10	39.46	1.798.37
Apr-10	35.42	1.833.79
Mei-10	91.70	1.925.49
Jun-10	51.15	1.976.64
Jul-10	85.36	2.062.00
Agust-10	115.00	2.177.00
Sep-10	69.66	2.246.66
Okt-10	22.40	2.269.06
Nop-10	40.94	2.310.00
Des-10	50.92	2.360.92
Jan-11	61.80	2.422.72
Feb-11	94.13	2.516.85
Mar-11	55.36	2.572.21
Apr-11	29.73	2.601.94
Mei-11	37.81	2.639.75
Jun-11	32.98	2.672.73
Jul-11	71.91	2.744.64
Agust-11	40.50	2.785.14
Sep-11	21.11	2.806.25
Okt-11	18.08	2.824.33
Nop-11	39.62	2.863.95
Des-11	33.03	2.896.98
	<b>2.896.98</b>	

Jenis Pekerjaan	Unit	Vol SPK	Realisasi	%
Main Road Darat	Meter	60.180.00	35.375.81	58.78%



Bulan	Hasil per Bulan	Kumulatif
Nop-08	2.667.68	2.667.68
Des-08	3.178.91	5.846.59
Jan-09	-	5.846.59
Feb-09	-	5.846.59
Mar-09	1.057.79	6.904.38
Apr-09	2.729.04	9.633.42
Mei-09	5.272.81	14.906.23
Jun-09	-	14.906.23
Jul-09	1.936.11	16.842.34
Agust-09	3.275.04	20.117.38
Sep-09	-	20.117.38
Okt-09	-	20.117.38
Nop-09	1.843.09	21.960.47
Des-09	-	21.960.47
Jan-10	1.070.83	23.031.30
Feb-10	1.387.85	24.419.15
Mar-10	13.09	24.432.24
Apr-10	1.507.03	25.939.27
Mei-10	809.76	26.749.03
Jun-10	658.19	27.407.22
Jul-10	612.09	28.019.31
Agust-10	633.10	28.652.41
Sep-10	473.28	29.125.69
Okt-10	603.10	29.728.79
Nop-10	-	29.728.79
Des-10	824.82	30.553.61
Jan-11	1.026.28	31.579.89
Feb-11	578.94	32.158.83
Mar-11	247.10	32.405.93
Apr-11	78.76	32.484.69
Mei-11	700.10	33.184.79
Jun-11	633.88	33.818.67
Jul-11	349.65	34.168.32
Agust-11	101.91	34.270.23
Sep-11	-	34.270.23
Okt-11	529.17	34.799.40
Nop-11	384.64	35.184.04
Des-11	191.77	35.375.81
	<b>35.375.81</b>	



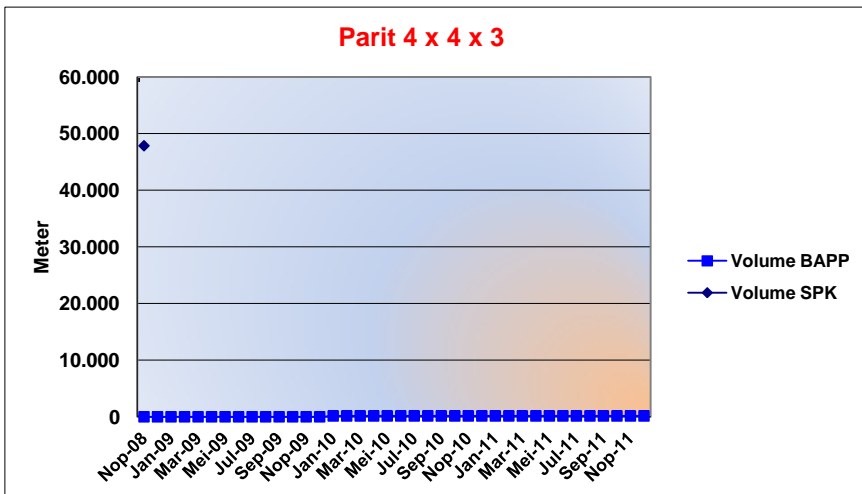






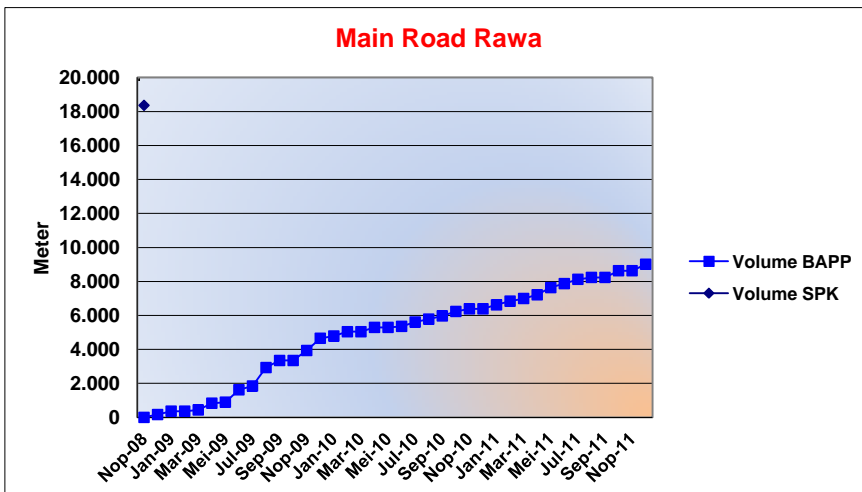
**PROGRESS REPORT - Kebun Seriang**

Jenis Pekerjaan	Unit	Vol SPK	Realisasi	%
Parit 4 x 4 x 3	Meter	47.860.00	152.73	0.32%



Bulan	Hasil per Bulan	Kumulatif
Nop-08	-	-
Des-08	-	-
Jan-09	-	-
Feb-09	-	-
Mar-09	-	-
Apr-09	-	-
Mei-09	-	-
Jun-09	-	-
Jul-09	-	-
Agust-09	-	-
Sep-09	-	-
Okt-09	-	-
Nop-09	-	-
Des-09	-	-
Jan-10	152.73	152.73
Feb-10	-	152.73
Mar-10	-	152.73
Apr-10	-	152.73
Mei-10	-	152.73
Jun-10	-	152.73
Jul-10	-	152.73
Agust-10	-	152.73
Sep-10	-	152.73
Okt-10	-	152.73
Nop-10	-	152.73
Des-10	-	152.73
Jan-11	-	152.73
Feb-11	-	152.73
Mar-11	-	152.73
Apr-11	-	152.73
Mei-11	-	152.73
Jun-11	-	152.73
Jul-11	-	152.73
Agust-11	-	152.73
Sep-11	-	152.73
Okt-11	-	152.73
Nop-11	-	152.73
Des-11	-	152.73
	<b>152.73</b>	

Jenis Pekerjaan	Unit	Vol SPK	Realisasi	%
Main Road Rawa	Meter	18.360.00	9.012.32	49.09%

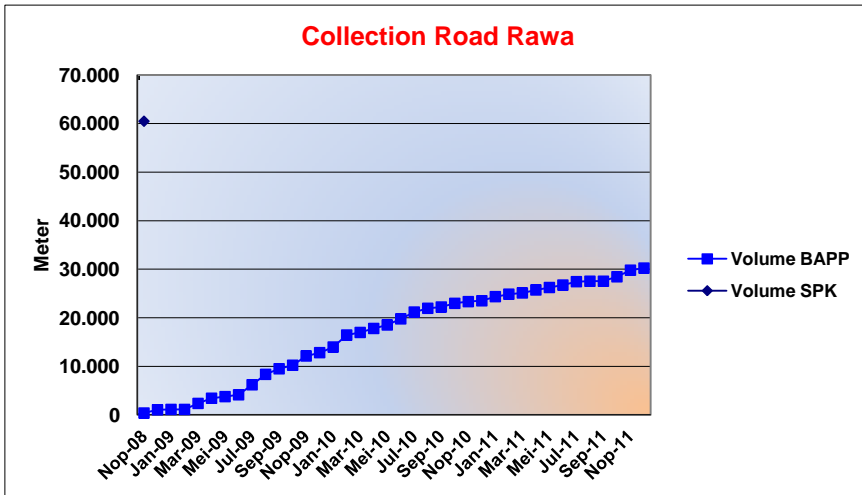


Bulan	Hasil per Bulan	Kumulatif
Nop-08	-	-
Des-08	167.74	167.74
Jan-09	199.73	367.47
Feb-09	-	367.47
Mar-09	71.44	438.91
Apr-09	398.46	837.37
Mei-09	58.60	895.97
Jun-09	728.15	1.624.12
Jul-09	222.37	1.846.49
Agust-09	1.085.96	2.932.45
Sep-09	415.68	3.348.13
Okt-09	-	3.348.13
Nop-09	589.11	3.937.24
Des-09	718.01	4.655.25
Jan-10	133.17	4.788.42
Feb-10	253.16	5.041.58
Mar-10	-	5.041.58
Apr-10	254.75	5.296.33
Mei-10	-	5.296.33
Jun-10	60.22	5.356.55
Jul-10	254.93	5.611.48
Agust-10	173.13	5.784.61
Sep-10	188.31	5.972.92
Okt-10	260.65	6.233.57
Nop-10	153.83	6.387.40
Des-10	-	6.387.40
Jan-11	236.04	6.623.44
Feb-11	218.00	6.841.44
Mar-11	155.21	6.996.65
Apr-11	217.98	7.214.63
Mei-11	424.39	7.639.02
Jun-11	233.95	7.872.97
Jul-11	251.90	8.124.87
Agust-11	111.68	8.236.55
Sep-11	-	8.236.55
Okt-11	394.60	8.631.15
Nop-11	-	8.631.15
Des-11	381.17	9.012.32
	<b>9.012.32</b>	



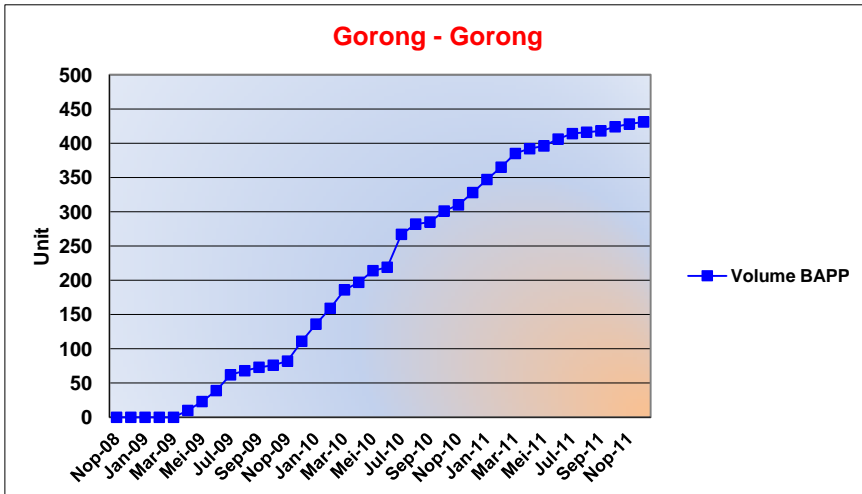
**PROGRESS REPORT - Kebun Seriang**

Jenis Pekerjaan	Unit	Vol SPK	Realisasi	%
Collection Road Rawa	Meter	60.480.00	30.232.23	49.99%



Bulan	Hasil per Bulan	Kumulatif
Nop-08	373.24	373.24
Des-08	659.37	1.032.61
Jan-09	85.55	1.118.16
Feb-09	-	1.118.16
Mar-09	1.232.21	2.350.37
Apr-09	1.066.80	3.417.17
Mei-09	335.74	3.752.91
Jun-09	377.06	4.129.97
Jul-09	2.061.78	6.191.75
Agust-09	2.147.59	8.339.34
Sep-09	1.151.28	9.490.62
Okt-09	726.75	10.217.37
Nop-09	1.907.69	12.125.06
Des-09	683.68	12.808.74
Jan-10	1.161.54	13.970.28
Feb-10	2.469.28	16.439.56
Mar-10	531.91	16.971.47
Apr-10	823.02	17.794.49
Mei-10	715.70	18.510.19
Jun-10	1.260.66	19.770.85
Jul-10	1.398.37	21.169.22
Agust-10	778.58	21.947.80
Sep-10	259.92	22.207.72
Okt-10	759.87	22.967.59
Nop-10	353.23	23.320.82
Des-10	172.80	23.493.62
Jan-11	850.85	24.344.47
Feb-11	511.07	24.855.54
Mar-11	251.87	25.107.41
Apr-11	619.49	25.726.90
Mei-11	505.83	26.232.73
Jun-11	500.38	26.733.11
Jul-11	701.72	27.434.83
Agust-11	88.79	27.523.62
Sep-11	-	27.523.62
Okt-11	913.79	28.437.41
Nop-11	1.358.49	29.795.90
Des-11	436.33	30.232.23
	<b>30.232.23</b>	

Jenis Pekerjaan	Unit	Vol SPK	Realisasi	%
Gorong-gorong	Unit	-	431.00	0.00%

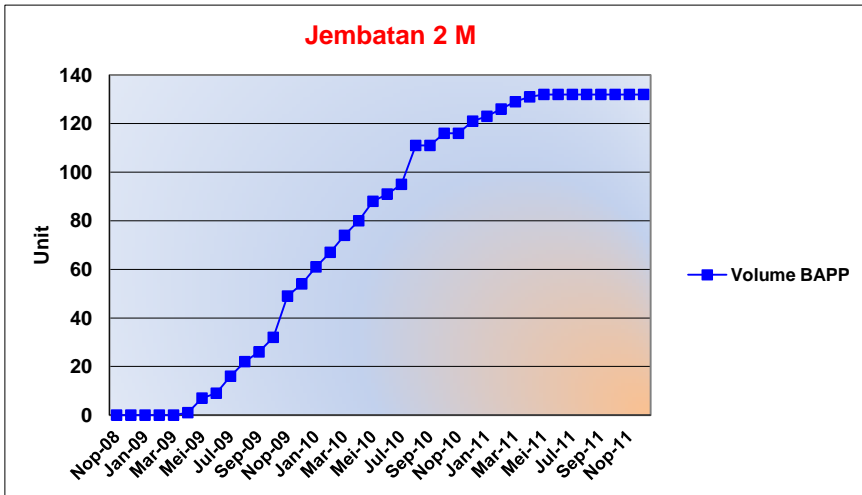


Bulan	Hasil per Bulan	Kumulatif
Nop-08	-	-
Des-08	-	-
Jan-09	-	-
Feb-09	-	-
Mar-09	-	-
Apr-09	10.00	10.00
Mei-09	13.00	23.00
Jun-09	16.00	39.00
Jul-09	23.00	62.00
Agust-09	6.00	68.00
Sep-09	5.00	73.00
Okt-09	3.00	76.00
Nop-09	6.00	82.00
Des-09	29.00	111.00
Jan-10	25.00	136.00
Feb-10	23.00	159.00
Mar-10	27.00	186.00
Apr-10	11.00	197.00
Mei-10	17.00	214.00
Jun-10	5.00	219.00
Jul-10	48.00	267.00
Agust-10	15.00	282.00
Sep-10	3.00	285.00
Okt-10	16.00	301.00
Nop-10	9.00	310.00
Des-10	18.00	328.00
Jan-11	19.00	347.00
Feb-11	18.00	365.00
Mar-11	20.00	385.00
Apr-11	7.00	392.00
Mei-11	4.00	396.00
Jun-11	10.00	406.00
Jul-11	8.00	414.00
Agust-11	2.00	416.00
Sep-11	2.00	418.00
Okt-11	6.00	424.00
Nop-11	4.00	428.00
Des-11	3.00	431.00
	<b>431.00</b>	



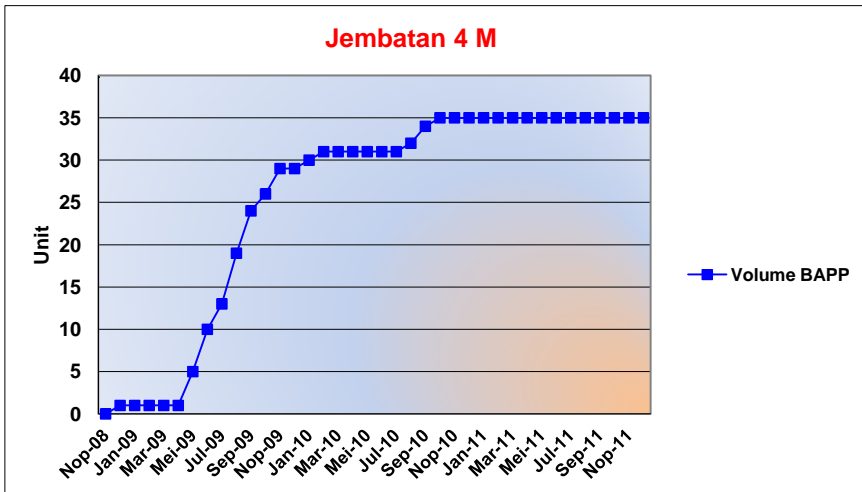
**PROGRESS REPORT - Kebun Seriang**

Jenis Pekerjaan	Unit	Vol SPK	Realisasi	%
Jembatan 2 M	Unit	-	132.00	0.00%



Bulan	Hasil per Bulan	Kumulatif
Nop-08	-	-
Des-08	-	-
Jan-09	-	-
Feb-09	-	-
Mar-09	-	-
Apr-09	1.00	1.00
Mei-09	6.00	7.00
Jun-09	2.00	9.00
Jul-09	7.00	16.00
Agust-09	6.00	22.00
Sep-09	4.00	26.00
Okt-09	6.00	32.00
Nop-09	17.00	49.00
Des-09	5.00	54.00
Jan-10	7.00	61.00
Feb-10	6.00	67.00
Mar-10	7.00	74.00
Apr-10	6.00	80.00
Mei-10	8.00	88.00
Jun-10	3.00	91.00
Jul-10	4.00	95.00
Agust-10	16.00	111.00
Sep-10	-	111.00
Okt-10	5.00	116.00
Nop-10	-	116.00
Des-10	5.00	121.00
Jan-11	2.00	123.00
Feb-11	3.00	126.00
Mar-11	3.00	129.00
Apr-11	2.00	131.00
Mei-11	1.00	132.00
Jun-11	-	132.00
Jul-11	-	132.00
Agust-11	-	132.00
Sep-11	-	132.00
Okt-11	-	132.00
Nop-11	-	132.00
Des-11	-	132.00
	132.00	

Jenis Pekerjaan	Unit	Vol SPK	Realisasi	%
Jembatan 4 M	Unit	-	35.00	0.00%

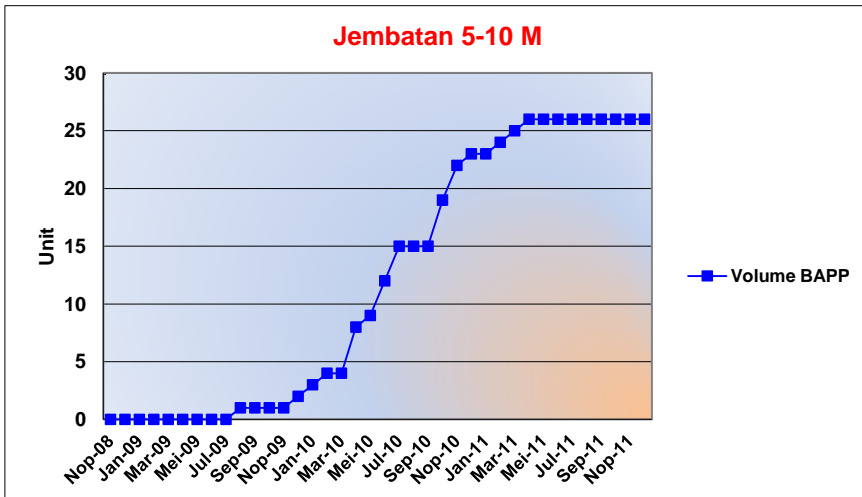


Bulan	Hasil per Bulan	Kumulatif
Nop-08	-	-
Des-08	1.00	1.00
Jan-09	-	1.00
Feb-09	-	1.00
Mar-09	-	1.00
Apr-09	-	1.00
Mei-09	4.00	5.00
Jun-09	5.00	10.00
Jul-09	3.00	13.00
Agust-09	6.00	19.00
Sep-09	5.00	24.00
Okt-09	2.00	26.00
Nop-09	3.00	29.00
Des-09	-	29.00
Jan-10	1.00	30.00
Feb-10	1.00	31.00
Mar-10	-	31.00
Apr-10	-	31.00
Mei-10	-	31.00
Jun-10	-	31.00
Jul-10	-	31.00
Agust-10	1.00	32.00
Sep-10	2.00	34.00
Okt-10	1.00	35.00
Nop-10	-	35.00
Des-10	-	35.00
Jan-11	-	35.00
Feb-11	-	35.00
Mar-11	-	35.00
Apr-11	-	35.00
Mei-11	-	35.00
Jun-11	-	35.00
Jul-11	-	35.00
Agust-11	-	35.00
Sep-11	-	35.00
Okt-11	-	35.00
Nop-11	-	35.00
Des-11	-	35.00
	35.00	



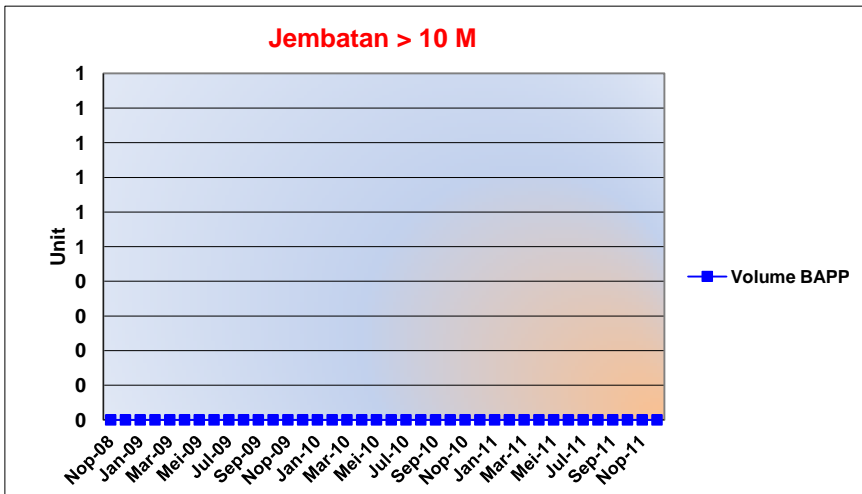
**PROGRESS REPORT - Kebun Seriang**

Jenis Pekerjaan	Unit	Vol SPK	Realisasi	%
Jembatan 5-10 M	Unit	-	26.00	0.00%



Bulan	Hasil per Bulan	Kumulatif
Nop-08	-	-
Des-08	-	-
Jan-09	-	-
Feb-09	-	-
Mar-09	-	-
Apr-09	-	-
Mei-09	-	-
Jun-09	-	-
Jul-09	-	-
Agust-09	1.00	1.00
Sep-09	-	1.00
Okt-09	-	1.00
Nop-09	-	1.00
Des-09	1.00	2.00
Jan-10	1.00	3.00
Feb-10	1.00	4.00
Mar-10	-	4.00
Apr-10	4.00	8.00
Mei-10	1.00	9.00
Jun-10	3.00	12.00
Jul-10	3.00	15.00
Agust-10	-	15.00
Sep-10	-	15.00
Okt-10	4.00	19.00
Nop-10	3.00	22.00
Des-10	1.00	23.00
Jan-11	-	23.00
Feb-11	1.00	24.00
Mar-11	1.00	25.00
Apr-11	1.00	26.00
Mei-11	-	26.00
Jun-11	-	26.00
Jul-11	-	26.00
Agust-11	-	26.00
Sep-11	-	26.00
Okt-11	-	26.00
Nop-11	-	26.00
Des-11	-	26.00
	26.00	

Jenis Pekerjaan	Unit	Vol SPK	Realisasi	%
Jembatan > 10 M	Unit	-	-	0.00%

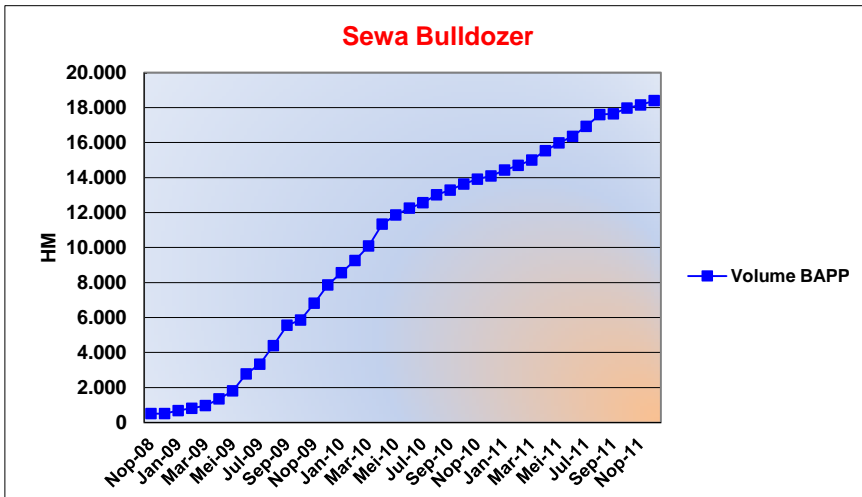


Bulan	Hasil per Bulan	Kumulatif
Nop-08	-	-
Des-08	-	-
Jan-09	-	-
Feb-09	-	-
Mar-09	-	-
Apr-09	-	-
Mei-09	-	-
Jun-09	-	-
Jul-09	-	-
Agust-09	-	-
Sep-09	-	-
Okt-09	-	-
Nop-09	-	-
Des-09	-	-
Jan-10	-	-
Feb-10	-	-
Mar-10	-	-
Apr-10	-	-
Mei-10	-	-
Jun-10	-	-
Jul-10	-	-
Agust-10	-	-
Sep-10	-	-
Okt-10	-	-
Nop-10	-	-
Des-10	-	-
Jan-11	-	-
Feb-11	-	-
Mar-11	-	-
Apr-11	-	-
Mei-11	-	-
Jun-11	-	-
Jul-11	-	-
Agust-11	-	-
Sep-11	-	-
Okt-11	-	-
Nop-11	-	-
Des-11	-	-
	-	-



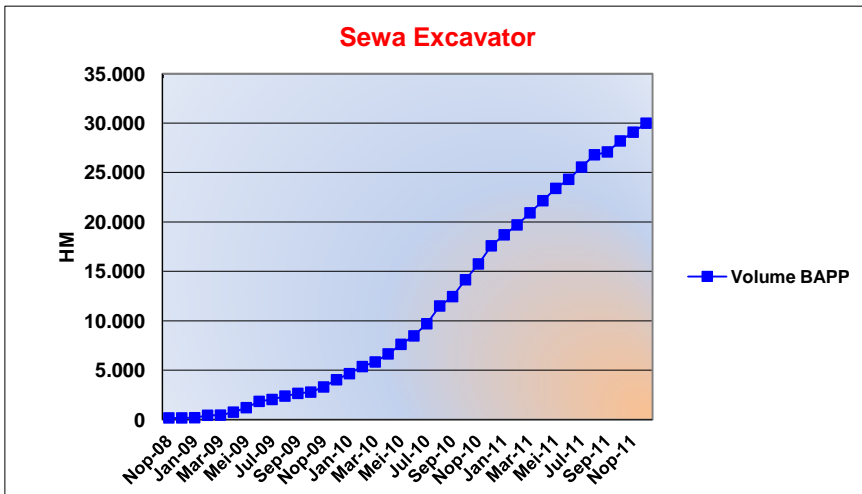
**PROGRESS REPORT - Kebun Seriang**

Jenis Pekerjaan	Unit	Vol SPK	Realisasi	%
Sewa Bulldozer	HM	-	18.404.20	0.00%



Bulan	Hasil per Bulan	Kumulatif
Nop-08	510.70	510.70
Des-08	-	510.70
Jan-09	168.10	678.80
Feb-09	131.80	810.60
Mar-09	157.40	968.00
Apr-09	382.80	1.350.80
Mei-09	458.20	1.809.00
Jun-09	968.80	2.777.80
Jul-09	555.00	3.332.80
Agust-09	1.059.70	4.392.50
Sep-09	1.167.30	5.559.80
Okt-09	297.70	5.857.50
Nop-09	963.50	6.821.00
Des-09	1.042.30	7.863.30
Jan-10	700.30	8.563.60
Feb-10	696.90	9.260.50
Mar-10	831.50	10.092.00
Apr-10	1.248.60	11.340.60
Mei-10	523.20	11.863.80
Jun-10	391.80	12.255.60
Jul-10	310.30	12.565.90
Agust-10	452.30	13.018.20
Sep-10	266.80	13.285.00
Okt-10	346.70	13.631.70
Nop-10	280.00	13.911.70
Des-10	183.10	14.094.80
Jan-11	338.10	14.432.90
Feb-11	267.10	14.700.00
Mar-11	304.00	15.004.00
Apr-11	534.40	15.538.40
Mei-11	447.70	15.986.10
Jun-11	370.90	16.357.00
Jul-11	572.90	16.929.90
Agust-11	672.70	17.602.60
Sep-11	44.30	17.646.90
Okt-11	328.10	17.975.00
Nop-11	178.50	18.153.50
Des-11	250.70	18.404.20
	<b>18.404.20</b>	

Jenis Pekerjaan	Unit	Vol SPK	Realisasi	%
Sewa Excavator	HM	-	29.994.300	0.00%



Bulan	Hasil per Bulan	Kumulatif
Nop-08	175.60	175.60
Des-08	-	175.60
Jan-09	18.00	193.60
Feb-09	247.10	440.70
Mar-09	16.00	456.70
Apr-09	301.00	757.70
Mei-09	454.10	1.211.80
Jun-09	637.80	1.849.60
Jul-09	190.00	2.039.60
Agust-09	342.50	2.382.10
Sep-09	276.70	2.658.80
Okt-09	126.10	2.784.90
Nop-09	521.00	3.305.90
Des-09	730.50	4.036.40
Jan-10	614.30	4.650.70
Feb-10	718.70	5.369.40
Mar-10	466.60	5.836.00
Apr-10	815.70	6.651.70
Mei-10	964.70	7.616.40
Jun-10	856.00	8.472.40
Jul-10	1.229.30	9.701.70
Agust-10	1.796.10	11.497.80
Sep-10	947.20	12.445.00
Okt-10	1.706.60	14.151.60
Nop-10	1.598.20	15.749.80
Des-10	1.834.80	17.584.60
Jan-11	1.111.10	18.695.70
Feb-11	1.005.80	19.701.50
Mar-11	1.220.90	20.922.40
Apr-11	1.226.70	22.149.10
Mei-11	1.247.30	23.396.40
Jun-11	914.00	24.310.40
Jul-11	1.241.70	25.552.10
Agust-11	1.243.00	26.795.10
Sep-11	290.00	27.085.10
Okt-11	1.111.30	28.196.40
Nop-11	887.40	29.083.80
Des-11	910.50	29.994.30
	<b>29.994.30</b>	