



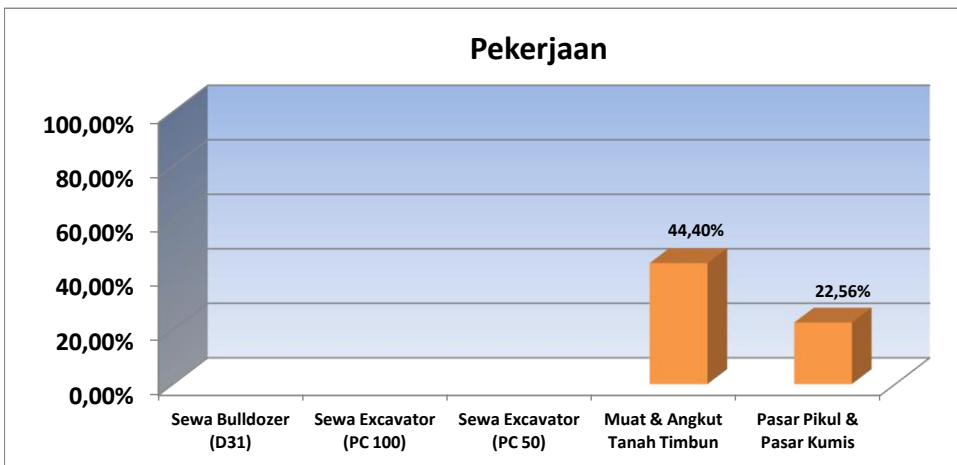
# PT. NUSANTARA SAWIT PERSADA

## PROGRESS REPORT - Kebun Persada

KONTRAK NO :

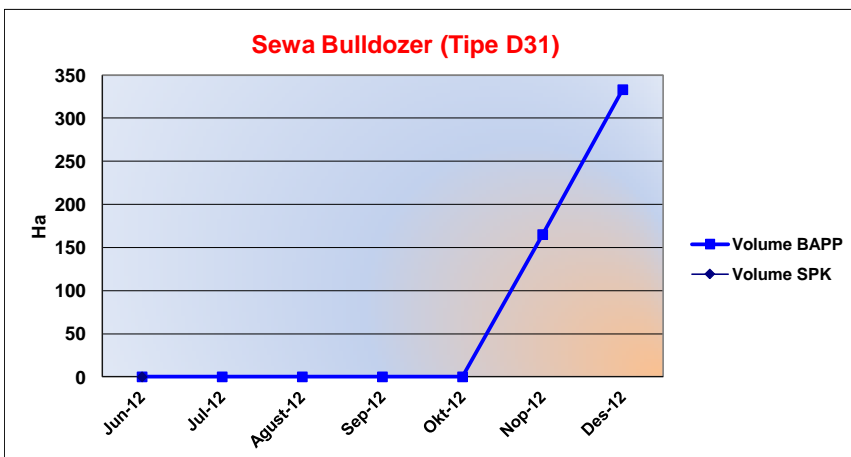
1. SPK No. PRSE/JKTO/029/05/2012-SWAB (07 Mei 2012 s.d. 31 Desember 2013)
1. SPK No. PRSE/JKTO/030/05/2012-Pasar Pikul (07 Mei 2012 s.d. 31 Desember 2013)
2. SPK No. PRSE/JKTO/036/07/2012-MTT (01 Agustus 2012 s.d. 31 Desember 2012)

Jenis Pekerjaan	Unit	Vol SPK 02 Mei 2012 s.d 30 April 2014	Realisasi			%
			AKUMULASI S.D BULAN LALU	BAPP Desember 2012	S.D BAPP Desember 2012	
Sewa Bulldozer (D31)	HM	-	165,00	168,00	333,00	
Sewa Excavator (PC 100)	HM	-	-	-	-	
Sewa Excavator (PC 50)	HM	-	-	-	-	
Muat & Angkut Tanah Timbun	M3	51.600,00	17.696,00	5.216,00	22.912,00	44,40%
Pasar Pikul & Pasar Kumis	M2	900.000,00	149.738,00	53.288,00	203.026,00	22,56%



### Chart & Detail Per Month

Jenis Pekerjaan	Unit	Vol SPK	Realisasi	%
Sewa Bulldozer (D31)	HM	-	333,00	0,00%



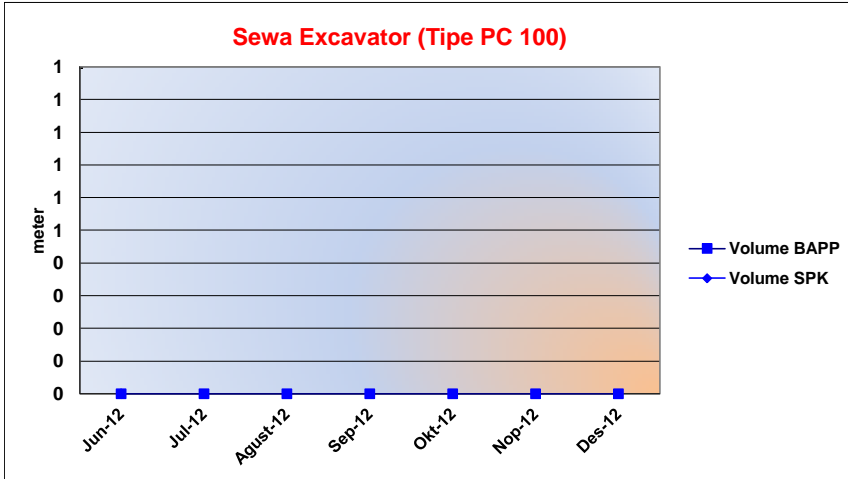
Bulan	Hasil per Bulan	Kumulatif
Jun-12	-	-
Jul-12	-	-
Aug-12	-	-
Sep-12	-	-
Oct-12	-	-
Nov-12	165	165,00
Dec-12	168	333,00
	333	



# PT. NUSANTARA SAWIT PERSADA

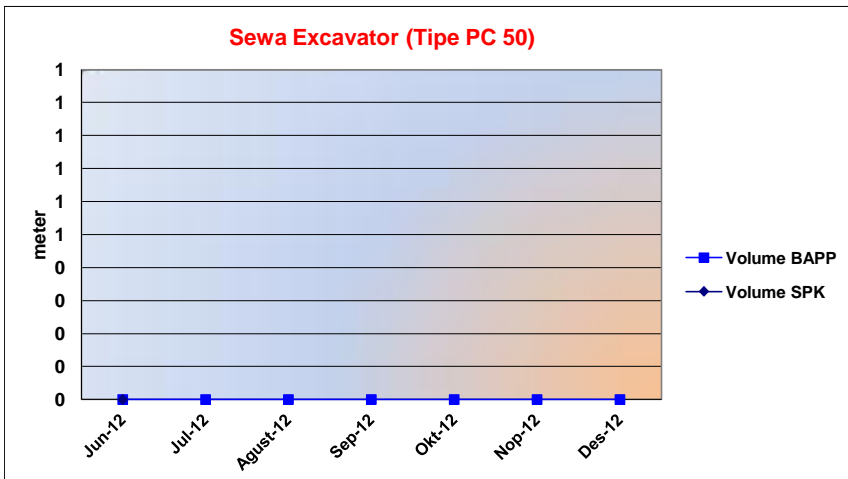
## PROGRESS REPORT - Kebun Persada

Jenis Pekerjaan	Unit	Vol SPK	Realisasi	%
Sewa Excavator (PC 100)	HM	-	-	0,00%



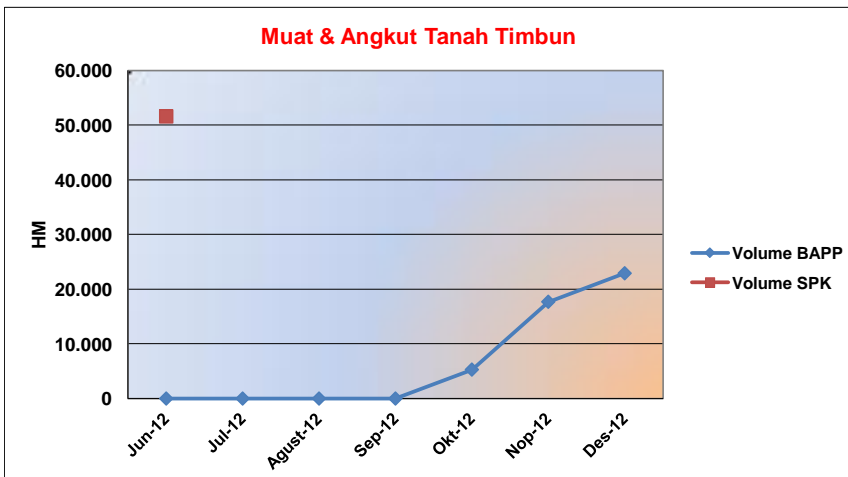
Bulan	Hasil per Bulan	Kumulatif
Jun-12	-	-
Jul-12	-	-
Aug-12	-	-
Sep-12	-	-
Oct-12	-	-
Nov-12	-	-
Dec-12	-	-
	-	-

Jenis Pekerjaan	Unit	Vol SPK	Realisasi	%
Sewa Excavator (PC 50)	HM	-	-	0,00%



Bulan	Hasil per Bulan	Kumulatif
Jun-12	-	-
Jul-12	-	-
Aug-12	-	-
Sep-12	-	-
Oct-12	-	-
Nov-12	-	-
Dec-12	-	-
	-	-

Jenis Pekerjaan	Unit	Vol SPK	Realisasi	%
Muat & Angkut Tanah Timbun	M3	51.600,00	22.912,00	44,40%



Bulan	Hasil per Bulan	Kumulatif
Jun-12	-	-
Jul-12	-	-
Aug-12	-	-
Sep-12	-	-
Oct-12	5.296	5.296,00
Nov-12	12.400	17.696,00
Dec-12	5.216	22.912,00
	22.912	



# PT. NUSANTARA SAWIT PERSADA

## PROGRESS REPORT - Kebun Persada

Jenis Pekerjaan	Unit	Vol SPK	Realisasi	%
Pasar Pikul & Pasar Kumis	M2	900.000,00	203.026,00	22,56%

Bulan	Hasil per Bulan	Kumulatif
Jun-12	24.301	24.301
Jul-12	15.162	39.463,00
Aug-12	15.607	55.070,00
Sep-12	14.713	69.783,00
Oct-12	38.721	108.504,00
Nov-12	41.234	149.738,00
Dec-12	53.288	203.026,00
	203.026	

