



PROGRESS REPORT - Kebun Khatulistiwa

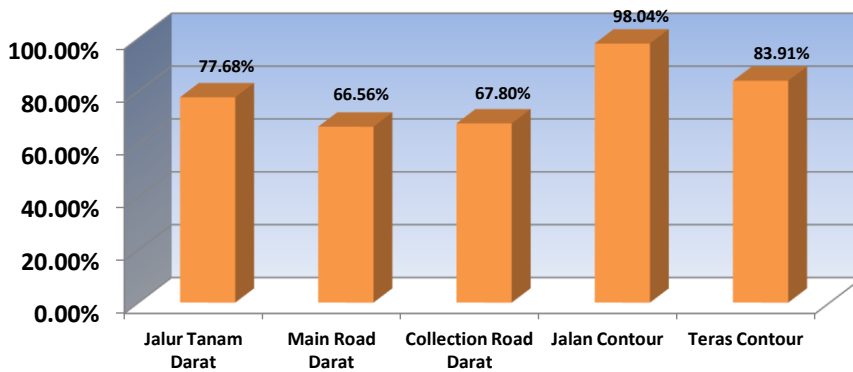
KONTRAK NO :

1.KHTE/JKTO/04/09/013 - Jalur Tanam,BPRT & PJLN

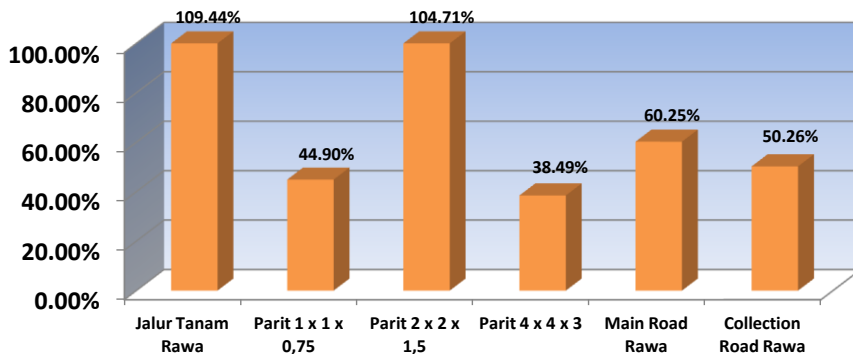
2.KHTE/JKTO/04/09/012 - SWAB

Jenis Pekerjaan	Unit	Vol SPK 01 Apr '09 s.d 31 Des '11	Realisasi			%
			AKUMULASI S.D BULAN LALU	BAPP Des' 2011	S.D BAPP Des' 2011	
Bulldozer						
Jalur Tanam Darat	Ha	2.142.00	1.646.06	17.90	1.663.96	77.68%
Main Road Darat	Meter	16.565.00	11.026.06	-	11.026.06	66.56%
Collection Road Darat	Meter	54.566.00	36.995.28	-	36.995.28	67.80%
Jalan Contour	Meter	247.911.00	235.810.46	7.240.11	243.050.57	98.04%
Teras Contour	Meter	1.741.020.00	1.444.025.15	16.910.86	1.460.936.01	83.91%
Sewa Buldozer	HM	-	11.467.00	125.50	11.592.50	
Excavator						
Jalur Tanam Rawa	Ha	1.237.00	1.330.55	23.20	1.353.75	109.44%
Parit 1 x 1 x 0,75	Meter	363.615.00	162.050.91	1.223.28	163.274.19	44.90%
Parit 2 x 2 x 1,5	Meter	71.183.00	73.760.26	776.04	74.536.30	104.71%
Parit 4 x 4 x 3	Meter	19.309.00	7.000.32	431.55	7.431.87	38.49%
Main Road Rawa	Meter	11.189.00	6.442.54	299.31	6.741.85	60.25%
Collection Road Rawa	Meter	36.859.00	18.231.96	294.36	18.526.32	50.26%
Gorong-gorong	Unit	-	97.00	1.00	98.00	
Jembatan 2 M	Unit	-	572.00	17.00	589.00	
Jembatan 4 M	Unit	-	37.00	1.00	38.00	
Jembatan 5-10 M	Unit	-	1.00	1.00	2.00	
Jembatan > 10 M	Unit	-	-	-	-	
Sewa Excavator	HM	-	9.653.90	715.60	10.369.50	

Pekerjaan Bulldozer



Pekerjaan Excavator

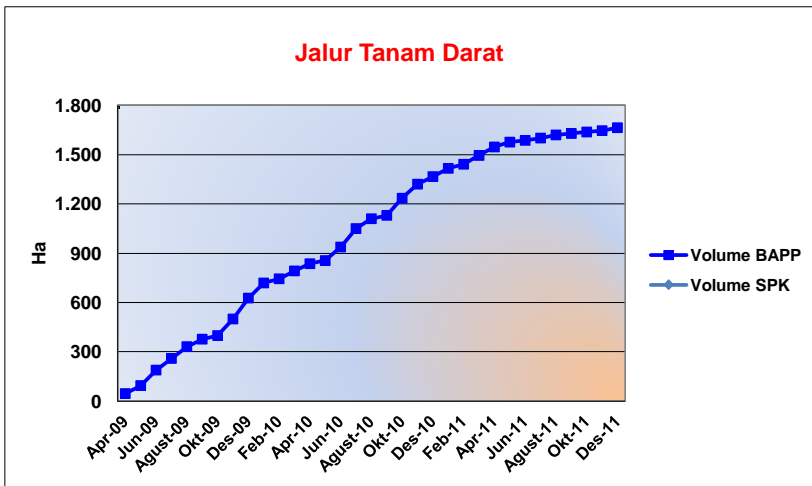




PROGRESS REPORT - Kebun Khatulistiwa

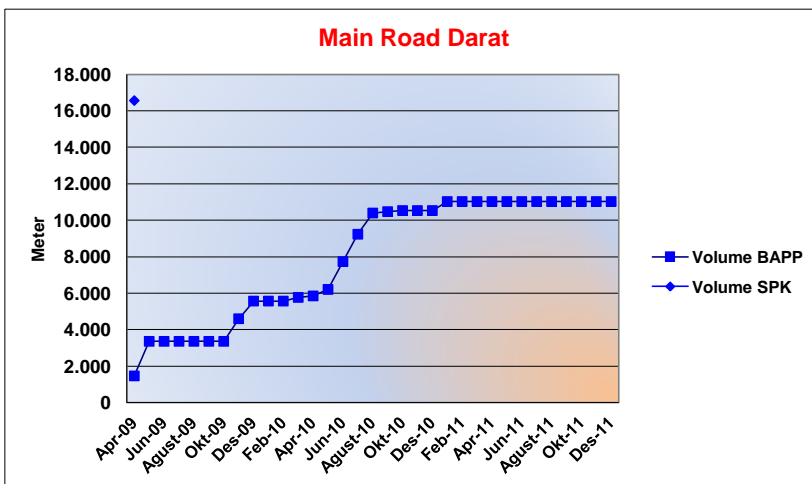
Chart & Detail Per Month

Jenis Pekerjaan	Unit	Vol SPK	Realisasi	%
Jalur Tanam Darat	Ha	2.142.00	1.663.96	77.68%



Bulan	Hasil per Bulan	Kumulatif
Apr-09	46.08	46.08
Mei-09	48.80	94.88
Jun-09	94.06	188.94
Jul-09	70.51	259.45
Agust-09	72.27	331.72
Sep-09	45.33	377.05
Okt-09	21.99	399.04
Nop-09	100.76	499.80
Des-09	127.29	627.09
Jan-10	91.90	718.99
Feb-10	25.40	744.39
Mar-10	47.90	792.29
Apr-10	44.09	836.38
Mei-10	19.14	855.52
Jun-10	82.31	937.83
Jul-10	112.41	1.050.24
Agust-10	59.71	1.109.95
Sep-10	20.54	1.130.49
Okt-10	104.30	1.234.79
Nop-10	85.63	1.320.42
Des-10	46.09	1.366.51
Jan-11	50.16	1.416.67
Feb-11	24.95	1.441.62
Mar-11	53.35	1.494.97
Apr-11	51.62	1.546.59
Mei-11	29.75	1.576.34
Jun-11	10.50	1.586.84
Jul-11	14.22	1.601.06
Agust-11	18.97	1.620.03
Sep-11	8.64	1.628.67
Okt-11	9.16	1.637.83
Nop-11	8.23	1.646.06
Des-11	17.90	1.663.96
	1.663.96	

Jenis Pekerjaan	Unit	Vol SPK	Realisasi	%
Main Road Darat	Meter	16.565.00	11.026.06	66.56%

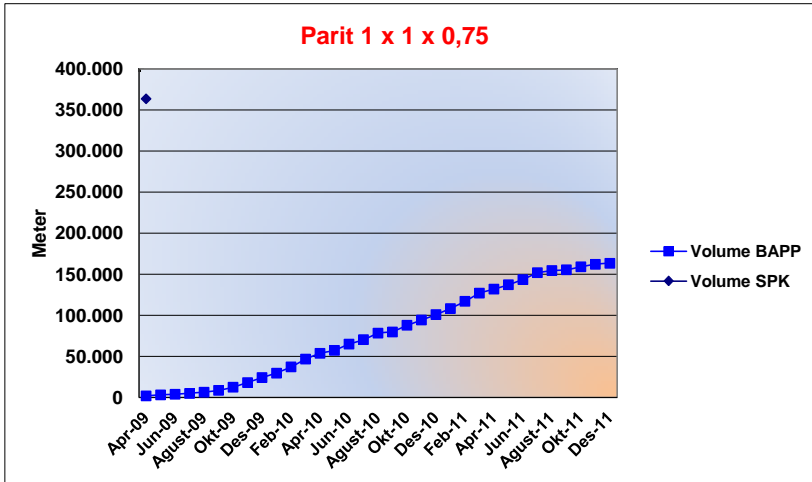


Bulan	Hasil per Bulan	Kumulatif
Apr-09	1.457.18	1.457.18
Mei-09	1.896.63	3.353.81
Jun-09	-	3.353.81
Jul-09	-	3.353.81
Agust-09	-	3.353.81
Sep-09	-	3.353.81
Okt-09	-	3.353.81
Nop-09	1.240.44	4.594.25
Des-09	969.00	5.563.25
Jan-10	-	5.563.25
Feb-10	-	5.563.25
Mar-10	199.84	5.763.09
Apr-10	82.32	5.845.41
Mei-10	354.25	6.199.66
Jun-10	1.531.36	7.731.02
Jul-10	1.499.33	9.230.35
Agust-10	1.164.94	10.395.29
Sep-10	76.13	10.471.42
Okt-10	60.34	10.531.76
Nop-10	-	10.531.76
Des-10	-	10.531.76
Jan-11	494.30	11.026.06
Feb-11	-	11.026.06
Mar-11	-	11.026.06
Apr-11	-	11.026.06
Mei-11	-	11.026.06
Jun-11	-	11.026.06
Jul-11	-	11.026.06
Agust-11	-	11.026.06
Sep-11	-	11.026.06
Okt-11	-	11.026.06
Nop-11	-	11.026.06
Des-11	-	11.026.06
	11.026.06	



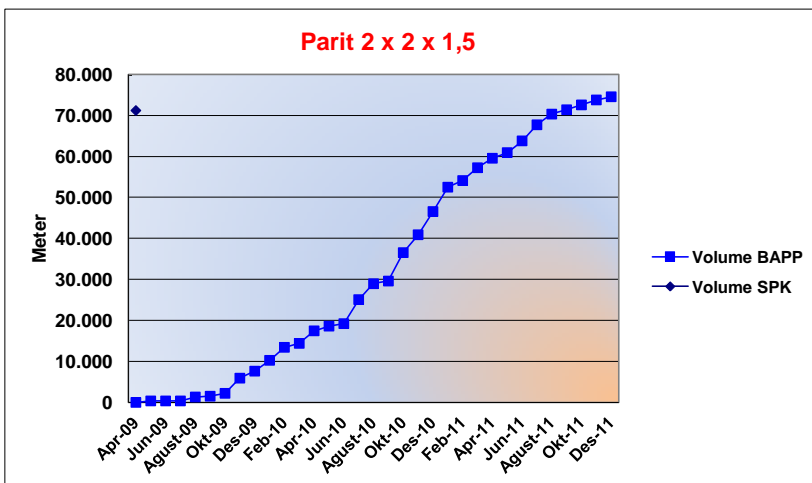
PROGRESS REPORT - Kebun Khatulistiwa

Jenis Pekerjaan	Unit	Vol SPK	Realisasi	%
Parit 1 x 1 x 0,75	Meter	363.615.00	163.274.19	44.90%



Bulan	Hasil per Bulan	Kumulatif
Apr-09	1.785.64	1.785.64
Mei-09	1.217.75	3.003.39
Jun-09	786.07	3.789.46
Jul-09	995.31	4.784.77
Agust-09	1.514.63	6.299.40
Sep-09	2.252.13	8.551.53
Okt-09	3.860.30	12.411.83
Nop-09	5.565.23	17.977.06
Des-09	6.177.97	24.155.03
Jan-10	5.324.99	29.480.02
Feb-10	7.628.58	37.108.60
Mar-10	9.539.22	46.647.82
Apr-10	6.999.38	53.647.20
Mei-10	3.611.60	57.258.80
Jun-10	7.619.23	64.878.03
Jul-10	5.426.16	70.304.19
Agust-10	7.945.65	78.249.84
Sep-10	1.394.90	79.644.74
Okt-10	8.223.18	87.867.92
Nop-10	6.369.68	94.237.60
Des-10	6.606.88	100.844.48
Jan-11	7.299.52	108.144.00
Feb-11	8.870.99	117.014.99
Mar-11	9.940.15	126.955.14
Apr-11	4.913.98	131.869.12
Mei-11	5.307.11	137.176.23
Jun-11	6.258.04	143.434.27
Jul-11	8.427.29	151.861.56
Agust-11	2.638.97	154.500.53
Sep-11	871.75	155.372.28
Okt-11	3.654.58	159.026.86
Nop-11	3.024.05	162.050.91
Des-11	1.223.28	163.274.19
	163.274.19	

Jenis Pekerjaan	Unit	Vol SPK	Realisasi	%
Parit 2 x 2 x 1,5	Meter	71.183	74.536.30	104.71%

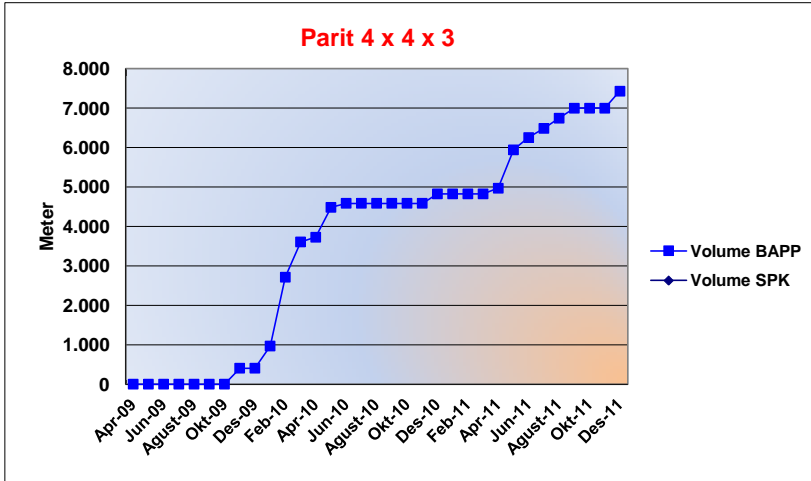


Bulan	Hasil per Bulan	Kumulatif
Apr-09	-	-
Mei-09	355.04	355.04
Jun-09	-	355.04
Jul-09	-	355.04
Agust-09	966.95	1.321.99
Sep-09	188.83	1.510.82
Okt-09	698.71	2.209.53
Nop-09	3.705.08	5.914.61
Des-09	1.704.55	7.619.16
Jan-10	2.640.14	10.259.30
Feb-10	3.169.83	13.429.13
Mar-10	960.34	14.389.47
Apr-10	3.061.27	17.450.74
Mei-10	1.152.12	18.602.86
Jun-10	603.81	19.206.67
Jul-10	5.861.53	25.068.20
Agust-10	3.874.78	28.942.98
Sep-10	648.43	29.591.41
Okt-10	6.932.24	36.523.65
Nop-10	4.356.57	40.880.22
Des-10	5.669.03	46.549.25
Jan-11	5.939.03	52.488.28
Feb-11	1.614.52	54.102.80
Mar-11	3.126.11	57.228.91
Apr-11	2.314.11	59.543.02
Mei-11	1.368.51	60.911.53
Jun-11	2.865.58	63.777.11
Jul-11	3.923.32	67.700.43
Agust-11	2.605.45	70.305.88
Sep-11	1.061.57	71.367.45
Okt-11	1.182.50	72.549.95
Nop-11	1.210.31	73.760.26
Des-11	776.04	74.536.30
	74.536.30	



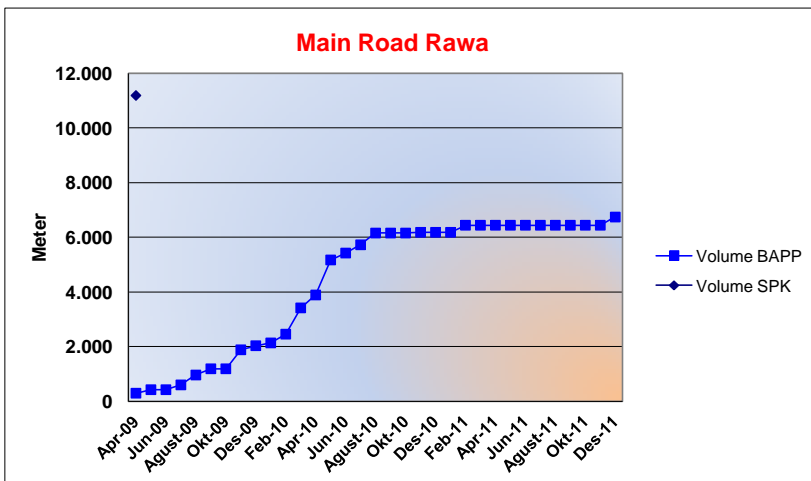
PROGRESS REPORT - Kebun Khatulistiwa

Jenis Pekerjaan	Unit	Vol SPK	Realisasi	%
Parit 4 x 4 x 3	Meter	19.309.00	7.431.87	38.49%



Bulan	Hasil per Bulan	Kumulatif
Apr-09	-	-
Mei-09	-	-
Jun-09	-	-
Jul-09	-	-
Agust-09	-	-
Sep-09	-	-
Okt-09	-	-
Nop-09	404.71	404.71
Des-09	-	404.71
Jan-10	562.18	966.89
Feb-10	1.745.86	2.712.75
Mar-10	894.49	3.607.24
Apr-10	119.36	3.726.60
Mei-10	758.61	4.485.21
Jun-10	103.68	4.588.89
Jul-10	-	4.588.89
Agust-10	-	4.588.89
Sep-10	-	4.588.89
Okt-10	-	4.588.89
Nop-10	-	4.588.89
Des-10	237.69	4.826.58
Jan-11	-	4.826.58
Feb-11	-	4.826.58
Mar-11	-	4.826.58
Apr-11	143.34	4.969.92
Mei-11	973.04	5.942.96
Jun-11	312.99	6.255.95
Jul-11	232.89	6.488.84
Agust-11	258.35	6.747.19
Sep-11	253.13	7.000.32
Okt-11	-	7.000.32
Nop-11	-	7.000.32
Des-11	431.55	7.431.87
	7.431.87	

Jenis Pekerjaan	Unit	Vol SPK	Realisasi	%
Main Road Rawa	Meter	11.189.00	6.741.85	60.25%

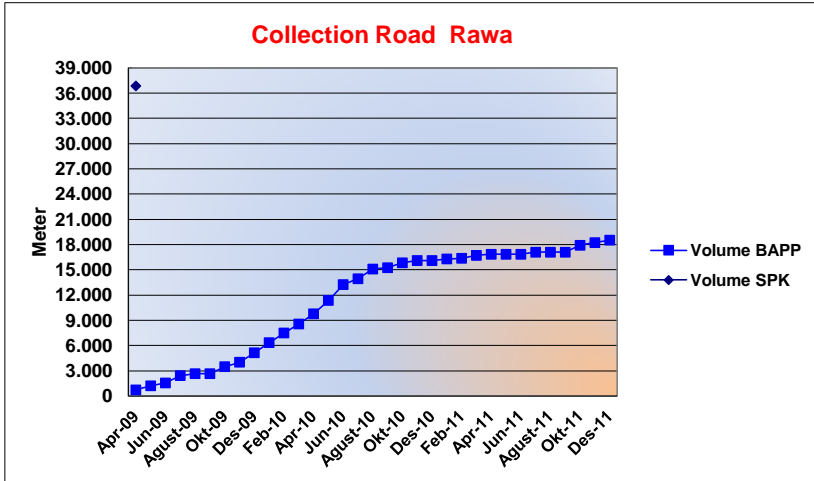


Bulan	Hasil per Bulan	Kumulatif
Apr-09	298.41	298.41
Mei-09	127.98	426.39
Jun-09	-	426.39
Jul-09	175.04	601.43
Agust-09	362.74	964.17
Sep-09	226.92	1.191.09
Okt-09	-	1.191.09
Nop-09	694.58	1.885.67
Des-09	149.76	2.035.43
Jan-10	101.81	2.137.24
Feb-10	321.62	2.458.86
Mar-10	959.01	3.417.87
Apr-10	473.60	3.891.47
Mei-10	1.280.71	5.172.18
Jun-10	252.52	5.424.70
Jul-10	302.00	5.726.70
Agust-10	429.98	6.156.68
Sep-10	-	6.156.68
Okt-10	-	6.156.68
Nop-10	26.21	6.182.89
Des-10	-	6.182.89
Jan-11	-	6.182.89
Feb-11	259.65	6.442.54
Mar-11	-	6.442.54
Apr-11	-	6.442.54
Mei-11	-	6.442.54
Jun-11	-	6.442.54
Jul-11	-	6.442.54
Agust-11	-	6.442.54
Sep-11	-	6.442.54
Okt-11	-	6.442.54
Nop-11	-	6.442.54
Des-11	299.31	6.741.85
	6.741.85	



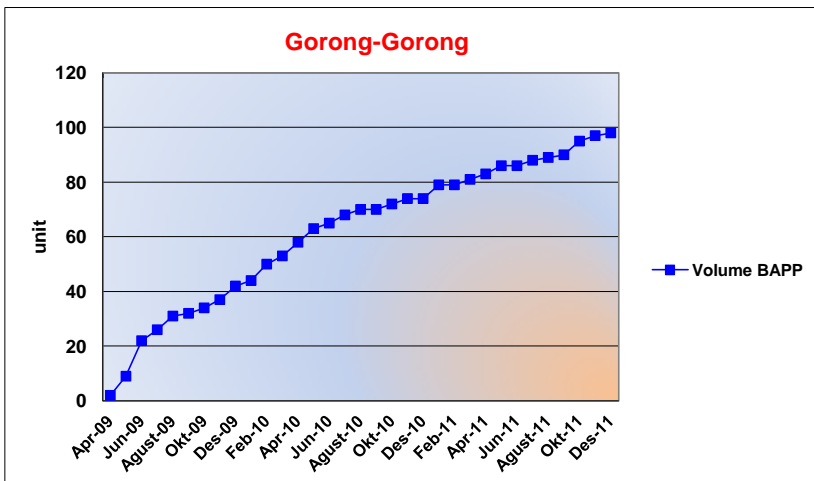
PROGRESS REPORT - Kebun Khatulistiwa

Jenis Pekerjaan	Unit	Vol SPK	Realisasi	%
Collection Road Rawa	Meter	36.859.00	18.526.32	50.26%



Bulan	Hasil per Bulan	Kumulatif
Apr-09	721.89	721.89
Mei-09	485.79	1.207.68
Jun-09	339.87	1.547.55
Jul-09	873.10	2.420.65
Agust-09	230.22	2.650.87
Sep-09	-	2.650.87
Okt-09	833.16	3.484.03
Nop-09	529.76	4.013.79
Des-09	1.122.40	5.136.19
Jan-10	1.204.27	6.340.46
Feb-10	1.146.83	7.487.29
Mar-10	1.071.30	8.558.59
Apr-10	1.208.68	9.767.27
Mei-10	1.589.64	11.356.91
Jun-10	1.887.64	13.244.55
Jul-10	688.70	13.933.25
Agust-10	1.156.01	15.089.26
Sep-10	158.06	15.247.32
Okt-10	582.51	15.829.83
Nop-10	275.34	16.105.17
Des-10	-	16.105.17
Jan-11	184.02	16.289.19
Feb-11	77.12	16.366.31
Mar-11	341.55	16.707.86
Apr-11	133.36	16.841.22
Mei-11	-	16.841.22
Jun-11	-	16.841.22
Jul-11	245.00	17.086.22
Agust-11	-	17.086.22
Sep-11	-	17.086.22
Okt-11	823.43	17.909.65
Nop-11	322.31	18.231.96
Des-11	294.36	18.526.32
	18.526.32	

Jenis Pekerjaan	Unit	Vol SPK	Realisasi	%
Gorong-gorong	Unit	-	98.00	0.00%

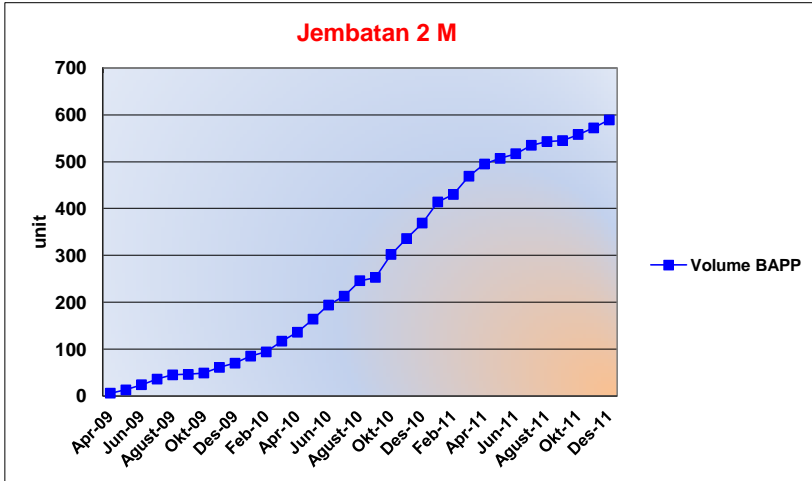


Bulan	Hasil per Bulan	Kumulatif
Apr-09	2.00	2.00
Mei-09	7.00	9.00
Jun-09	13.00	22.00
Jul-09	4.00	26.00
Agust-09	5.00	31.00
Sep-09	1.00	32.00
Okt-09	2.00	34.00
Nop-09	3.00	37.00
Des-09	5.00	42.00
Jan-10	2.00	44.00
Feb-10	6.00	50.00
Mar-10	3.00	53.00
Apr-10	5.00	58.00
Mei-10	5.00	63.00
Jun-10	2.00	65.00
Jul-10	3.00	68.00
Agust-10	2.00	70.00
Sep-10	-	70.00
Okt-10	2.00	72.00
Nop-10	2.00	74.00
Des-10	-	74.00
Jan-11	5.00	79.00
Feb-11	-	79.00
Mar-11	2.00	81.00
Apr-11	2.00	83.00
Mei-11	3.00	86.00
Jun-11	-	86.00
Jul-11	2.00	88.00
Agust-11	1.00	89.00
Sep-11	1.00	90.00
Okt-11	5.00	95.00
Nop-11	2.00	97.00
Des-11	1.00	98.00
	98.00	



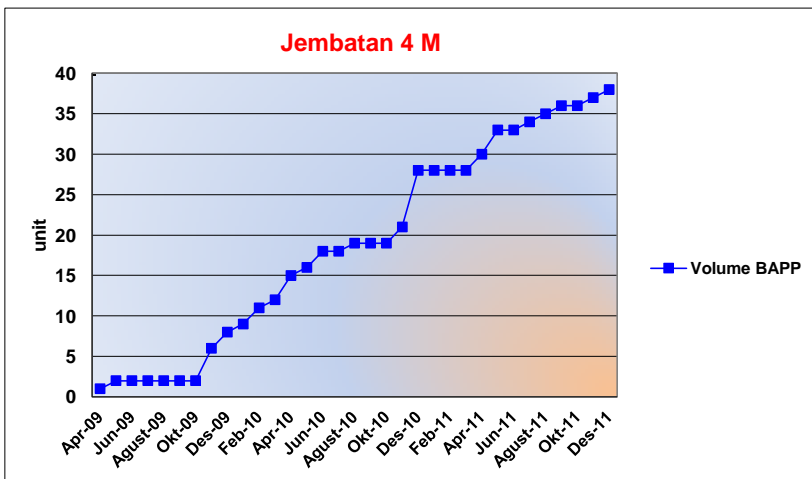
PROGRESS REPORT - Kebun Khatulistiwa

Jenis Pekerjaan	Unit	Vol SPK	Realisasi	%
Jembatan 2 M	Unit	-	589.00	0.00%



Bulan	Hasil per Bulan	Kumulatif
Apr-09	6.00	6.00
Mei-09	7.00	13.00
Jun-09	11.00	24.00
Jul-09	12.00	36.00
Agust-09	9.00	45.00
Sep-09	1.00	46.00
Okt-09	3.00	49.00
Nop-09	12.00	61.00
Des-09	9.00	70.00
Jan-10	15.00	85.00
Feb-10	9.00	94.00
Mar-10	23.00	117.00
Apr-10	19.00	136.00
Mei-10	28.00	164.00
Jun-10	30.00	194.00
Jul-10	19.00	213.00
Agust-10	33.00	246.00
Sep-10	7.00	253.00
Okt-10	49.00	302.00
Nop-10	34.00	336.00
Des-10	33.00	369.00
Jan-11	45.00	414.00
Feb-11	16.00	430.00
Mar-11	39.00	469.00
Apr-11	26.00	495.00
Mei-11	12.00	507.00
Jun-11	10.00	517.00
Jul-11	18.00	535.00
Agust-11	8.00	543.00
Sep-11	2.00	545.00
Okt-11	13.00	558.00
Nop-11	14.00	572.00
Des-11	17.00	589.00
	589.00	

Jenis Pekerjaan	Unit	Vol SPK	Realisasi	%
Jembatan 4 M	Unit	-	38.00	0.00%

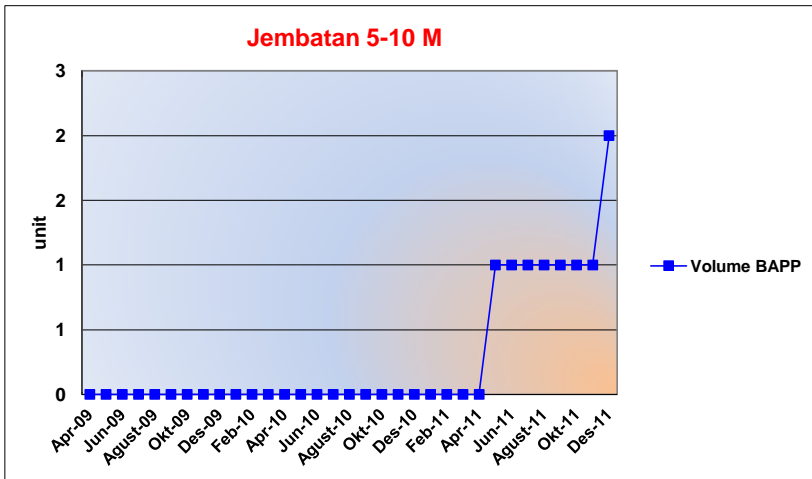


Bulan	Hasil per Bulan	Kumulatif
Apr-09	1.00	1.00
Mei-09	1.00	2.00
Jun-09	-	2.00
Jul-09	-	2.00
Agust-09	-	2.00
Sep-09	-	2.00
Okt-09	-	2.00
Nop-09	4.00	6.00
Des-09	2.00	8.00
Jan-10	1.00	9.00
Feb-10	2.00	11.00
Mar-10	1.00	12.00
Apr-10	3.00	15.00
Mei-10	1.00	16.00
Jun-10	2.00	18.00
Jul-10	-	18.00
Agust-10	1.00	19.00
Sep-10	-	19.00
Okt-10	-	19.00
Nop-10	2.00	21.00
Des-10	7.00	28.00
Jan-11	-	28.00
Feb-11	-	28.00
Mar-11	-	28.00
Apr-11	2.00	30.00
Mei-11	3.00	33.00
Jun-11	-	33.00
Jul-11	1.00	34.00
Agust-11	1.00	35.00
Sep-11	1.00	36.00
Okt-11	-	36.00
Nop-11	1.00	37.00
Des-11	1.00	38.00
	38.00	



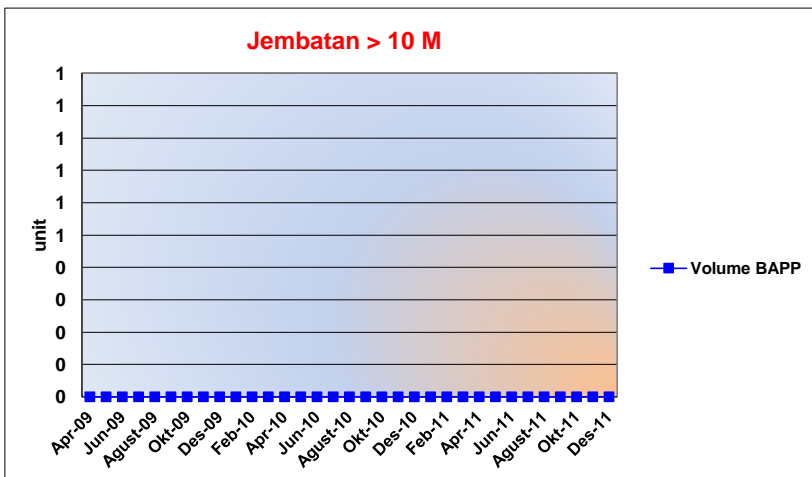
PROGRESS REPORT - Kebun Khatulistiwa

Jenis Pekerjaan	Unit	Vol SPK	Realisasi	%
Jembatan 5-10 M	Unit	-	2.00	0.00%



Bulan	Hasil per Bulan	Kumulatif
Apr-09	-	-
Mei-09	-	-
Jun-09	-	-
Jul-09	-	-
Agust-09	-	-
Sep-09	-	-
Okt-09	-	-
Nop-09	-	-
Des-09	-	-
Jan-10	-	-
Feb-10	-	-
Mar-10	-	-
Apr-10	-	-
Mei-10	-	-
Jun-10	-	-
Jul-10	-	-
Agust-10	-	-
Sep-10	-	-
Okt-10	-	-
Nop-10	-	-
Des-10	-	-
Jan-11	-	-
Feb-11	-	-
Mar-11	-	-
Apr-11	-	-
Mei-11	1.00	1.00
Jun-11	-	1.00
Jul-11	-	1.00
Agust-11	-	1.00
Sep-11	-	1.00
Okt-11	-	1.00
Nop-11	-	1.00
Des-11	1.00	2.00
	2.00	

Jenis Pekerjaan	Unit	Vol SPK	Realisasi	%
Jembatan > 10 M	Unit	-	-	0.00%

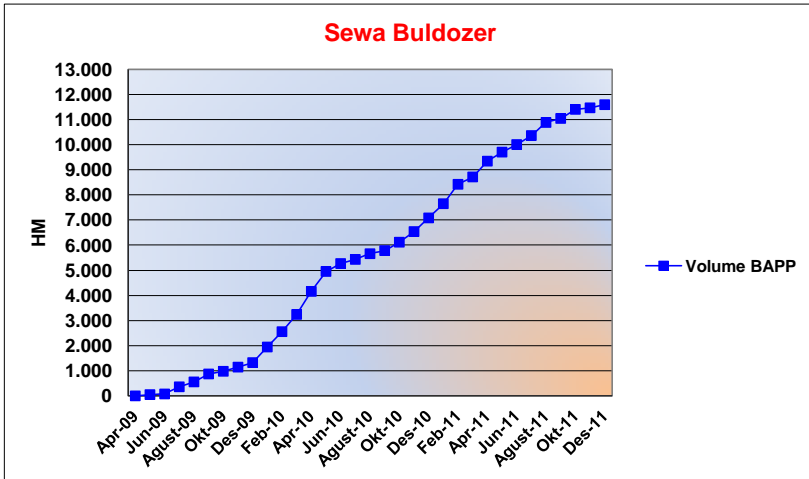


Bulan	Hasil per Bulan	Kumulatif
Apr-09	-	-
Mei-09	-	-
Jun-09	-	-
Jul-09	-	-
Agust-09	-	-
Sep-09	-	-
Okt-09	-	-
Nop-09	-	-
Des-09	-	-
Jan-10	-	-
Feb-10	-	-
Mar-10	-	-
Apr-10	-	-
Mei-10	-	-
Jun-10	-	-
Jul-10	-	-
Agust-10	-	-
Sep-10	-	-
Okt-10	-	-
Nop-10	-	-
Des-10	-	-
Jan-11	-	-
Feb-11	-	-
Mar-11	-	-
Apr-11	-	-
Mei-11	-	-
Jun-11	-	-
Jul-11	-	-
Agust-11	-	-
Sep-11	-	-
Okt-11	-	-
Nop-11	-	-
Des-11	-	-
	-	-



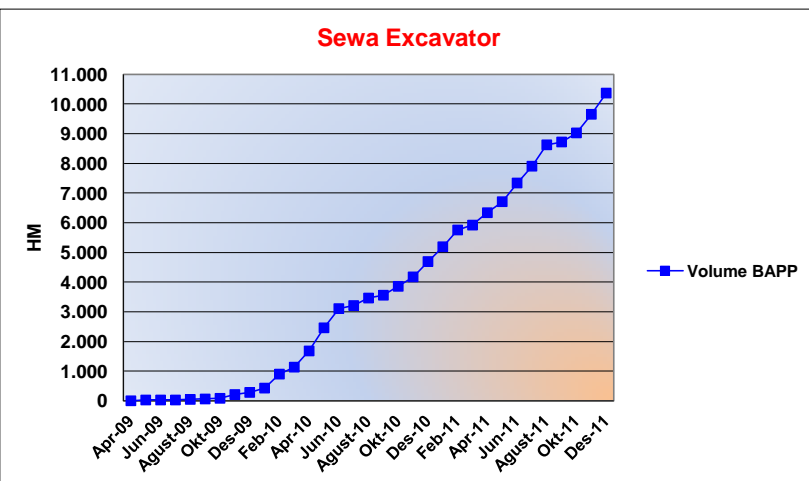
PROGRESS REPORT - Kebun Khatulistiwa

Jenis Pekerjaan	Unit	Vol SPK	Realisasi	%
Sewa Buldozer	HM	-	11.592.50	0.00%



Bulan	Hasil per Bulan	Kumulatif
Apr-09	-	-
Mei-09	50.40	50.40
Jun-09	26.10	76.50
Jul-09	284.00	360.50
Agust-09	196.00	556.50
Sep-09	316.40	872.90
Okt-09	106.40	979.30
Nop-09	165.80	1.145.10
Des-09	180.10	1.325.20
Jan-10	620.50	1.945.70
Feb-10	610.80	2.556.50
Mar-10	686.30	3.242.80
Apr-10	917.30	4.160.10
Mei-10	792.50	4.952.60
Jun-10	316.40	5.269.00
Jul-10	163.30	5.432.30
Agust-10	227.80	5.660.10
Sep-10	123.50	5.783.60
Okt-10	334.60	6.118.20
Nop-10	423.80	6.542.00
Des-10	542.90	7.084.90
Jan-11	566.10	7.651.00
Feb-11	772.00	8.423.00
Mar-11	292.70	8.715.70
Apr-11	629.60	9.345.30
Mei-11	359.20	9.704.50
Jun-11	302.20	10.006.70
Jul-11	357.60	10.364.30
Agust-11	519.90	10.884.20
Sep-11	160.80	11.045.00
Okt-11	360.30	11.405.30
Nop-11	61.70	11.467.00
Des-11	125.50	11.592.50
	11.592.50	

Jenis Pekerjaan	Unit	Vol SPK	Realisasi	%
Sewa Excavator	HM	-	10.369.50	0.00%



Bulan	Hasil per Bulan	Kumulatif
Apr-09	-	-
Mei-09	27.10	27.10
Jun-09	-	27.10
Jul-09	-	27.10
Agust-09	19.50	46.60
Sep-09	14.60	61.20
Okt-09	21.90	83.10
Nop-09	127.60	210.70
Des-09	71.80	282.50
Jan-10	145.00	427.50
Feb-10	471.70	899.20
Mar-10	234.60	1.133.80
Apr-10	545.70	1.679.50
Mei-10	778.80	2.458.30
Jun-10	648.30	3.106.60
Jul-10	103.20	3.209.80
Agust-10	252.50	3.462.30
Sep-10	95.40	3.557.70
Okt-10	299.20	3.856.90
Nop-10	318.10	4.175.00
Des-10	517.50	4.692.50
Jan-11	497.90	5.190.40
Feb-11	565.60	5.756.00
Mar-11	164.20	5.920.20
Apr-11	417.80	6.338.00
Mei-11	371.20	6.709.20
Jun-11	629.80	7.339.00
Jul-11	566.60	7.905.60
Agust-11	719.60	8.625.20
Sep-11	96.50	8.721.70
Okt-11	304.90	9.026.60
Nop-11	627.30	9.653.90
Des-11	715.60	10.369.50
	10.369.50	