



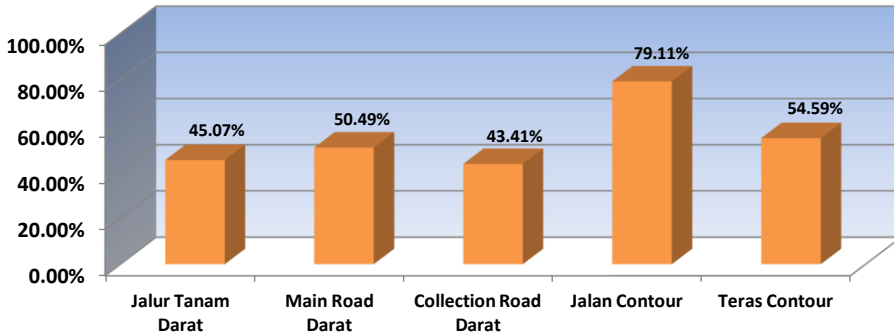
PROGRESS REPORT - Kebun Kapuas Hulu

KONTRAK NO :

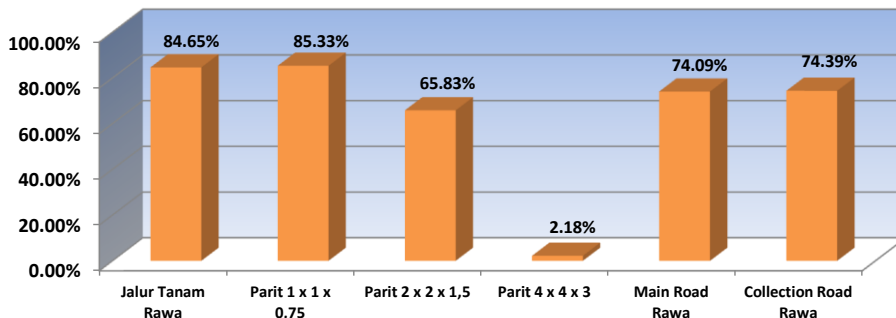
1. SPK No. KHLE/JKTO/08/07/012 - Jalur Tanam, BPRT, & PJLN
2. SPK No. KHLE/JKTO/08/07/013 - SWAB
3. SPK No. KHLE/JKTO/08/07/011 - Imas Tumbang
4. SPK No. KHLE/JKTO/07/08/006 - Perataan Tapak

Jenis Pekerjaan	Unit	Vol SPK 20 Agt '07 s.d 20 Agt '11	Realisasi			%
			AKUMULASI s.d BULAN LALU	BAPP Des' 2011	s.d BAPP Des' 2011	
Bulldozer						
Jalur Tanam Darat	Ha	8.800.00	3.903.15	63.21	3.966.36	45.07%
Main Road Darat	Meter	78.540.00	39.569.21	82.36	39.651.57	50.49%
Collection Road Darat	Meter	257.950.00	111.209.22	765.82	111.975.04	43.41%
Jalan Contour	Meter	77.000.00	58.272.32	2.640.88	60.913.20	79.11%
Teras Contour	Meter	1.226.500.00	650.800.41	18.719.78	669.520.19	54.59%
Sewa Bulldozer	HM	-	20.781.95	390.40	21.172.35	
Excavator						
Jalur Tanam Rawa	Ha	1.200.00	983.03	32.78	1.015.81	84.65%
Parit 1 x 1 x 0,75	Meter	311.788.00	257.453.14	8.593.52	266.046.66	85.33%
Parit 2 x 2 x 1,5	Meter	100.000.00	64.309.24	1.525.33	65.834.57	65.83%
Parit 4 x 4 x 3	Meter	50.000.00	1.088.07	-	1.088.07	2.18%
Main Road Rawa	Meter	23.228.00	16.937.98	271.26	17.209.24	74.09%
Collection Road Rawa	Meter	61.723.00	45.852.75	63.76	45.916.51	74.39%
Gorong-gorong	Unit	-	620.00	-	620.00	
Jembatan 2 M	Unit	-	301.00	12.00	313.00	
Jembatan 4 M	Unit	-	14.00	-	14.00	
Jembatan 5-10 M	Unit	-	1.00	-	1.00	
Jembatan > 10 M	Unit	-	-	-	-	
Sewa Excavator	HM	-	19.819.90	512.30	20.332.20	
Imas/Tumbang	Ha	8.500.00	2.411.86	-	2.411.86	28.37%
Perataan Tapak Bibitan	Ha	100.00	86.93	-	86.93	86.93%

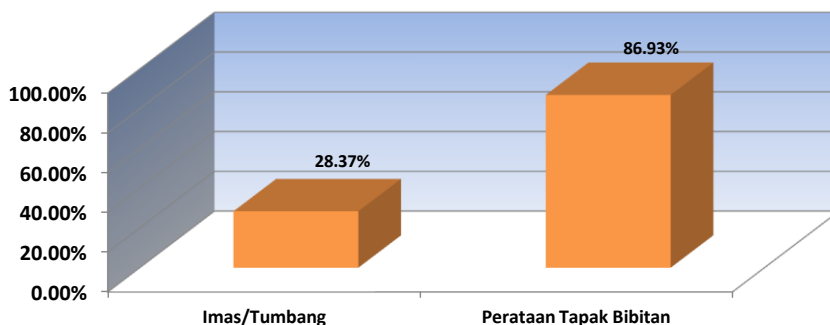
Pekerjaan Bulldozer



Pekerjaan Excavator



Imas Tumbang - Perataan Tapak Bibitan

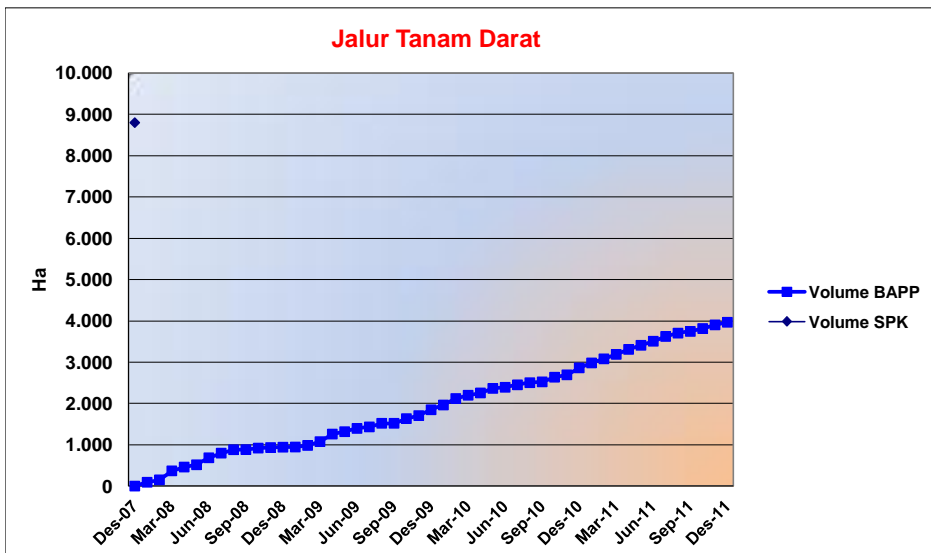




PROGRESS REPORT - Kebun Kapuas Hulu

Chart & Detail Per Month

Jenis Pekerjaan	Unit	Vol SPK	Realisasi	%
Jalur Tanam Darat	Ha	8.800.00	3.966.36	45.07%



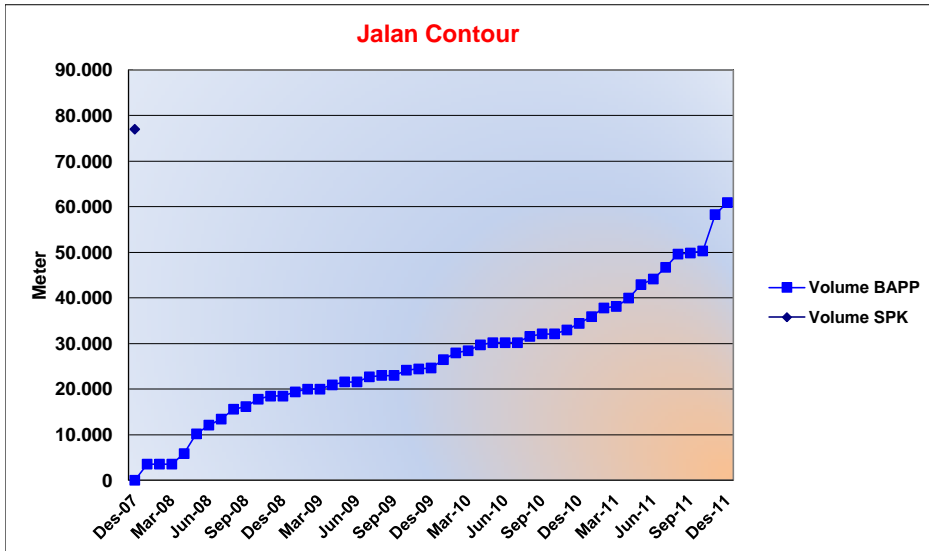
Bulan	Hasil per Bulan	Kumulatif
Des-07	-	-
Jan-08	93.08	93.08
Feb-08	57.76	150.84
Mar-08	217.69	368.53
Apr-08	92.71	461.24
Mei-08	54.81	516.05
Jun-08	169.00	685.05
Jul-08	112.77	797.82
Agust-08	82.79	880.61
Sep-08	2.25	882.86
Okt-08	36.96	919.82
Nop-08	12.88	932.70
Des-08	9.56	942.26
Jan-09	3.47	945.73
Feb-09	38.12	983.85
Mar-09	92.23	1.076.08
Apr-09	183.43	1.259.51
Mei-09	57.54	1.317.05
Jun-09	79.10	1.396.15
Jul-09	36.81	1.432.96
Agust-09	87.37	1.520.33
Sep-09	-	1.520.33
Okt-09	113.35	1.633.68
Nop-09	72.57	1.706.25
Des-09	141.63	1.847.88
Jan-10	115.63	1.963.51
Feb-10	156.88	2.120.39
Mar-10	79.55	2.199.94
Apr-10	55.42	2.255.36
Mei-10	109.72	2.365.08
Jun-10	27.17	2.392.25
Jul-10	59.23	2.451.48
Agust-10	51.95	2.503.43
Sep-10	20.09	2.523.52
Okt-10	112.49	2.636.01
Nop-10	57.62	2.693.63
Des-10	168.39	2.862.02
Jan-11	119.44	2.981.46
Feb-11	99.12	3.080.58
Mar-11	108.31	3.188.89
Apr-11	121.01	3.309.90
Mei-11	98.97	3.408.87
Jun-11	98.18	3.507.05
Jul-11	115.97	3.623.02
Agust-11	80.77	3.703.79
Sep-11	40.97	3.744.76
Okt-11	70.36	3.815.12
Nop-11	88.03	3.903.15
Des-11	63.21	3.966.36
	3.966.36	



PT. PERSADA GRAHA MANDIRI

PROGRESS REPORT - Kebun Kapuas Hulu

Jenis Pekerjaan	Unit	Vol SPK	Realisasi	%
Jalan Contour	Meter	77.000.00	60.913.20	79.11%



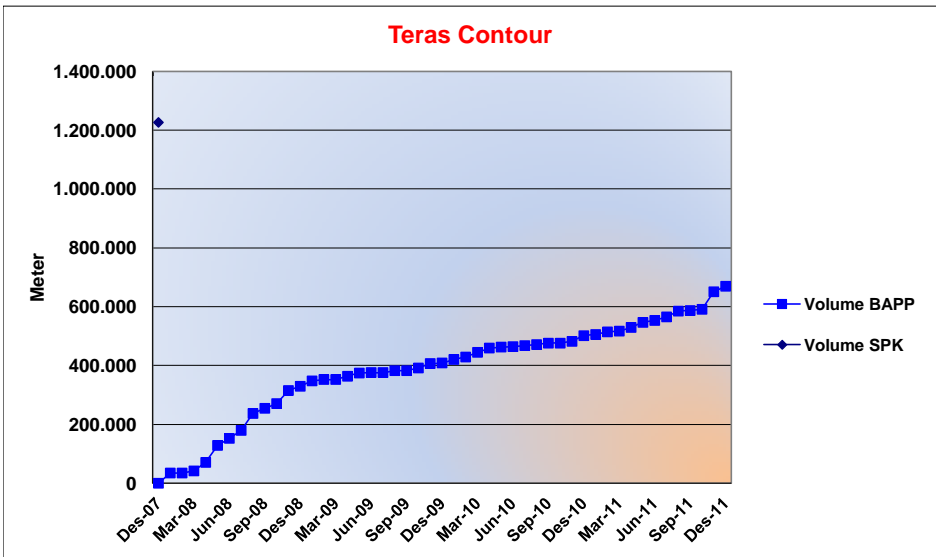
Bulan	Hasil per Bulan	Kumulatif
Des-07	-	-
Jan-08	3.537.71	3.537.71
Feb-08	-	3.537.71
Mar-08	-	3.537.71
Apr-08	2.305.56	5.843.27
Mei-08	4.327.06	10.170.33
Jun-08	1.924.58	12.094.91
Jul-08	1.315.55	13.410.46
Agust-08	2.174.88	15.585.34
Sep-08	569.18	16.154.52
Okt-08	1.620.96	17.775.48
Nop-08	673.39	18.448.87
Des-08	-	18.448.87
Jan-09	926.28	19.375.15
Feb-09	601.34	19.976.49
Mar-09	-	19.976.49
Apr-09	937.64	20.914.13
Mei-09	658.22	21.572.35
Jun-09	-	21.572.35
Jul-09	1.111.24	22.683.59
Agust-09	314.46	22.998.05
Sep-09	-	22.998.05
Okt-09	1.147.51	24.145.56
Nop-09	263.92	24.409.48
Des-09	218.42	24.627.90
Jan-10	1.823.89	26.451.79
Feb-10	1.477.31	27.929.10
Mar-10	476.92	28.406.02
Apr-10	1.286.84	29.692.86
Mei-10	480.36	30.173.22
Jun-10	-	30.173.22
Jul-10	-	30.173.22
Agust-10	1.373.16	31.546.38
Sep-10	566.44	32.112.82
Okt-10	-	32.112.82
Nop-10	850.21	32.963.03
Des-10	1.437.10	34.400.13
Jan-11	1.488.38	35.888.51
Feb-11	1.901.36	37.789.87
Mar-11	329.72	38.119.59
Apr-11	1.843.53	39.963.12
Mei-11	2.951.20	42.914.32
Jun-11	1.229.56	44.143.88
Jul-11	2.561.14	46.705.02
Agust-11	2.905.60	49.610.62
Sep-11	233.98	49.844.60
Okt-11	450.55	50.295.15
Nop-11	7.977.17	58.272.32
Des-11	2.640.88	60.913.20
	60.913.20	



PT. PERSADA GRAHA MANDIRI

PROGRESS REPORT - Kebun Kapuas Hulu

Jenis Pekerjaan	Unit	Vol SPK	Realisasi	%
Teras Contour	Meter	1.226.500.00	669.520.19	54.59%



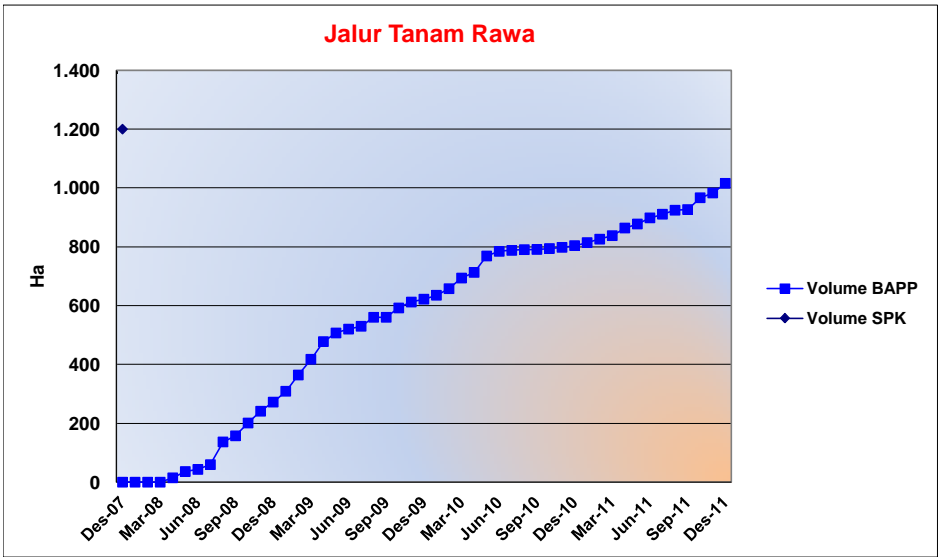
Bulan	Hasil per Bulan	Kumulatif
Des-07	-	-
Jan-08	34.790.10	34.790.10
Feb-08	-	34.790.10
Mar-08	7.078.52	41.868.62
Apr-08	28.936.30	70.804.92
Mei-08	57.681.99	128.486.91
Jun-08	24.039.12	152.526.03
Jul-08	27.005.94	179.531.97
Agust-08	57.573.42	237.105.39
Sep-08	17.559.03	254.664.42
Okt-08	16.086.40	270.750.82
Nop-08	44.533.82	315.284.64
Des-08	14.319.38	329.604.02
Jan-09	18.309.55	347.913.57
Feb-09	4.760.31	352.673.88
Mar-09	-	352.673.88
Apr-09	10.982.77	363.656.65
Mei-09	10.958.08	374.614.73
Jun-09	1.688.94	376.303.67
Jul-09	-	376.303.67
Agust-09	6.339.99	382.643.66
Sep-09	-	382.643.66
Okt-09	9.065.78	391.709.44
Nop-09	15.304.90	407.014.34
Des-09	1.865.56	408.879.90
Jan-10	11.819.34	420.699.24
Feb-10	8.307.28	429.006.52
Mar-10	15.917.01	444.923.53
Apr-10	14.598.42	459.521.95
Mei-10	3.370.71	462.892.66
Jun-10	1.410.15	464.302.81
Jul-10	3.476.24	467.779.05
Agust-10	3.568.63	471.347.68
Sep-10	4.766.10	476.113.78
Okt-10	-	476.113.78
Nop-10	6.095.12	482.208.90
Des-10	19.317.65	501.526.55
Jan-11	4.041.55	505.568.10
Feb-11	8.927.56	514.495.66
Mar-11	2.591.03	517.086.69
Apr-11	12.408.58	529.495.27
Mei-11	17.288.59	546.783.86
Jun-11	6.476.50	553.260.36
Jul-11	12.157.88	565.418.24
Agust-11	19.643.58	585.061.82
Sep-11	2.007.62	587.069.44
Okt-11	4.063.60	591.133.04
Nop-11	59.667.37	650.800.41
Des-11	18.719.78	669.520.19
	669.520.19	



PT. PERSADA GRAHA MANDIRI

PROGRESS REPORT - Kebun Kapuas Hulu

Jenis Pekerjaan	Unit	Vol SPK	Realisasi	%
Jalur Tanam Rawa	Ha	1.200.00	1.015.81	84.65%



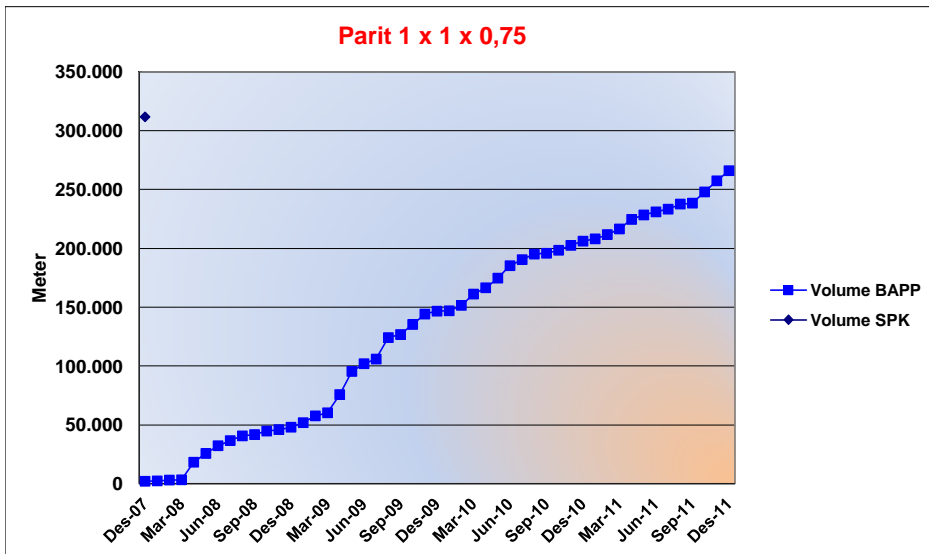
Bulan	Hasil per Bulan	Kumulatif
Des-07	-	-
Jan-08	-	-
Feb-08	-	-
Mar-08	-	-
Apr-08	14.75	14.75
Mei-08	21.50	36.25
Jun-08	7.11	43.36
Jul-08	16.25	59.61
Agust-08	77.16	136.77
Sep-08	20.73	157.50
Okt-08	43.65	201.15
Nop-08	40.07	241.22
Des-08	30.94	272.16
Jan-09	36.89	309.05
Feb-09	55.26	364.31
Mar-09	53.41	417.72
Apr-09	60.11	477.83
Mei-09	29.30	507.13
Jun-09	13.11	520.24
Jul-09	9.71	529.95
Agust-09	30.52	560.47
Sep-09	-	560.47
Okt-09	31.65	592.12
Nop-09	20.16	612.28
Des-09	9.75	622.03
Jan-10	13.37	635.40
Feb-10	22.29	657.69
Mar-10	36.19	693.88
Apr-10	19.17	713.05
Mei-10	55.74	768.79
Jun-10	15.79	784.58
Jul-10	3.28	787.86
Agust-10	2.54	790.40
Sep-10	0.65	791.05
Okt-10	3.10	794.15
Nop-10	4.05	798.20
Des-10	5.84	804.04
Jan-11	10.40	814.44
Feb-11	11.58	826.02
Mar-11	11.98	838.00
Apr-11	25.90	863.90
Mei-11	13.70	877.60
Jun-11	20.75	898.35
Jul-11	12.51	910.86
Agust-11	13.56	924.42
Sep-11	2.22	926.64
Okt-11	40.13	966.77
Nop-11	16.26	983.03
Des-11	32.78	1.015.81
	1.015.81	



PT. PERSADA GRAHA MANDIRI

PROGRESS REPORT - Kebun Kapuas Hulu

Jenis Pekerjaan	Unit	Vol SPK	Realisasi	%
Parit 1 x 1 x 0,75	Meter	311.788.00	266.046.66	85.33%



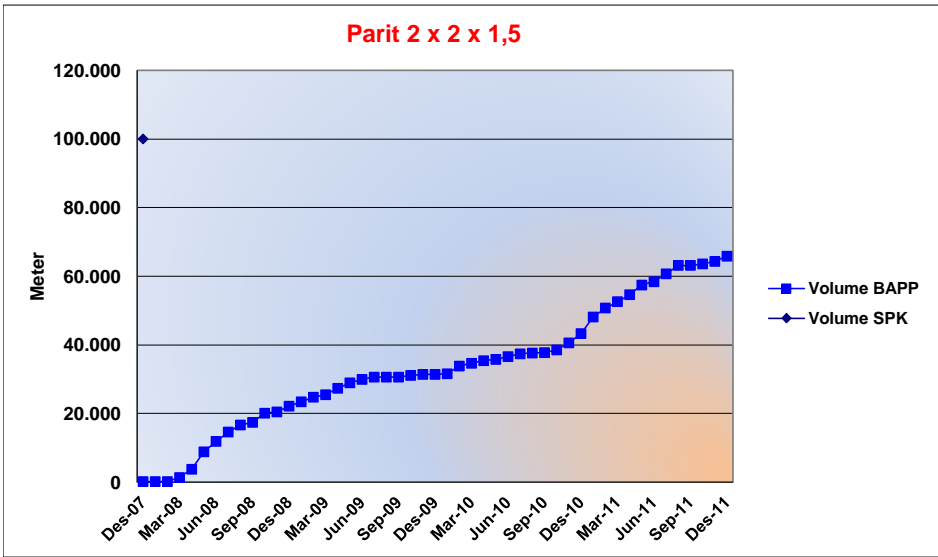
Bulan	Hasil per Bulan	Kumulatif
Des-07	2.122.70	2.122.70
Jan-08	318.58	2.441.28
Feb-08	702.01	3.143.29
Mar-08	233.47	3.376.76
Apr-08	14.955.71	18.332.47
Mei-08	7.399.63	25.732.10
Jun-08	6.606.14	32.338.24
Jul-08	4.346.16	36.684.40
Agust-08	4.002.69	40.687.09
Sep-08	1.150.03	41.837.12
Okt-08	2.957.24	44.794.36
Nop-08	1.246.55	46.040.91
Des-08	2.052.37	48.093.28
Jan-09	3.844.93	51.938.21
Feb-09	5.745.46	57.683.67
Mar-09	2.629.16	60.312.83
Apr-09	15.509.98	75.822.81
Mei-09	19.624.35	95.447.16
Jun-09	6.580.94	102.028.10
Jul-09	3.959.57	105.987.67
Agust-09	18.242.58	124.230.25
Sep-09	2.594.70	126.824.95
Okt-09	8.536.55	135.361.50
Nop-09	8.855.11	144.216.61
Des-09	2.461.38	146.677.99
Jan-10	326.52	147.004.51
Feb-10	4.593.92	151.598.43
Mar-10	9.609.48	161.207.91
Apr-10	5.335.78	166.543.69
Mei-10	8.203.24	174.746.93
Jun-10	10.559.30	185.306.23
Jul-10	5.155.47	190.461.70
Agust-10	4.730.92	195.192.62
Sep-10	684.35	195.876.97
Okt-10	2.565.30	198.442.27
Nop-10	4.137.01	202.579.28
Des-10	3.602.05	206.181.33
Jan-11	1.925.47	208.106.80
Feb-11	3.681.13	211.787.93
Mar-11	4.752.82	216.540.75
Apr-11	8.082.81	224.623.56
Mei-11	3.812.10	228.435.66
Jun-11	2.604.28	231.039.94
Jul-11	2.323.81	233.363.75
Agust-11	4.341.83	237.705.58
Sep-11	770.20	238.475.78
Okt-11	9.510.31	247.986.09
Nop-11	9.467.05	257.453.14
Des-11	8.593.52	266.046.66
	266.046.66	



PT. PERSADA GRAHA MANDIRI

PROGRESS REPORT - Kebun Kapuas Hulu

Jenis Pekerjaan	Unit	Vol SPK	Realisasi	%
Parit 2 x 2 x 1,5	Meter	100.000.00	65.834.57	65.83%



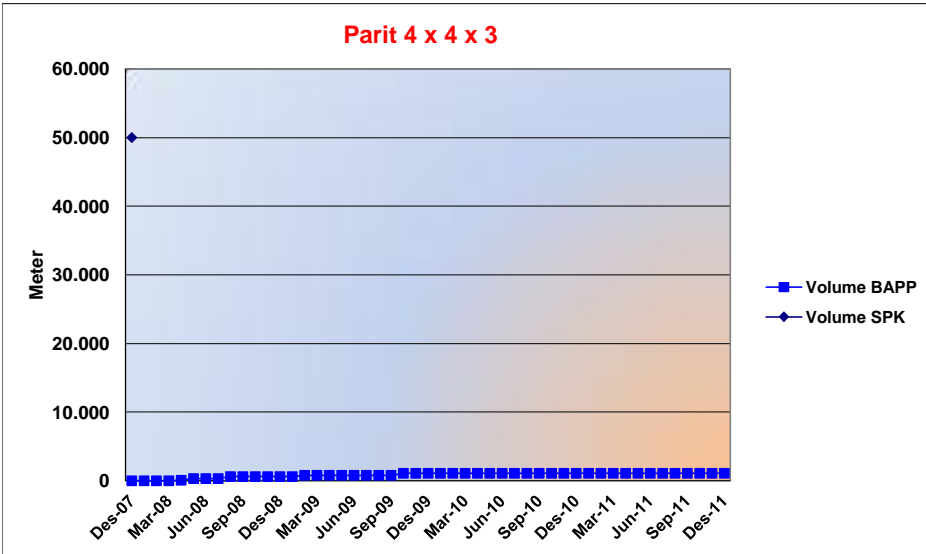
Bulan	Hasil per Bulan	Kumulatif
Des-07	178.63	178.63
Jan-08	-	178.63
Feb-08	-	178.63
Mar-08	1.183.38	1.362.01
Apr-08	2.393.91	3.755.92
Mei-08	5.082.30	8.838.22
Jun-08	3.036.32	11.874.54
Jul-08	2.738.31	14.612.85
Agust-08	2.042.74	16.655.59
Sep-08	759.01	17.414.60
Okt-08	2.684.82	20.099.42
Nop-08	370.47	20.469.89
Des-08	1.668.67	22.138.56
Jan-09	1.274.87	23.413.43
Feb-09	1.348.69	24.762.12
Mar-09	708.02	25.470.14
Apr-09	1.872.45	27.342.59
Mei-09	1.599.83	28.942.42
Jun-09	988.58	29.931.00
Jul-09	670.43	30.601.43
Agust-09	-	30.601.43
Sep-09	-	30.601.43
Okt-09	497.32	31.098.75
Nop-09	287.95	31.386.70
Des-09	-	31.386.70
Jan-10	196.78	31.583.48
Feb-10	2.243.28	33.826.76
Mar-10	804.59	34.631.35
Apr-10	752.52	35.383.87
Mei-10	375.70	35.759.57
Jun-10	826.30	36.585.87
Jul-10	802.50	37.388.37
Agust-10	228.57	37.616.94
Sep-10	131.34	37.748.28
Okt-10	777.57	38.525.85
Nop-10	2.047.97	40.573.82
Des-10	2.711.83	43.285.65
Jan-11	4.837.95	48.123.60
Feb-11	2.622.17	50.745.77
Mar-11	1.854.18	52.599.95
Apr-11	2.027.67	54.627.62
Mei-11	2.803.55	57.431.17
Jun-11	950.44	58.381.61
Jul-11	2.321.10	60.702.71
Agust-11	2.463.15	63.165.86
Sep-11	-	63.165.86
Okt-11	421.60	63.587.46
Nop-11	721.78	64.309.24
Des-11	1.525.33	65.834.57
	65.834.57	



PT. PERSADA GRAHA MANDIRI

PROGRESS REPORT - Kebun Kapuas Hulu

Jenis Pekerjaan	Unit	Vol SPK	Realisasi	%
Parit 4 x 4 x 3	Meter	50.000	1.088.070	2.18%



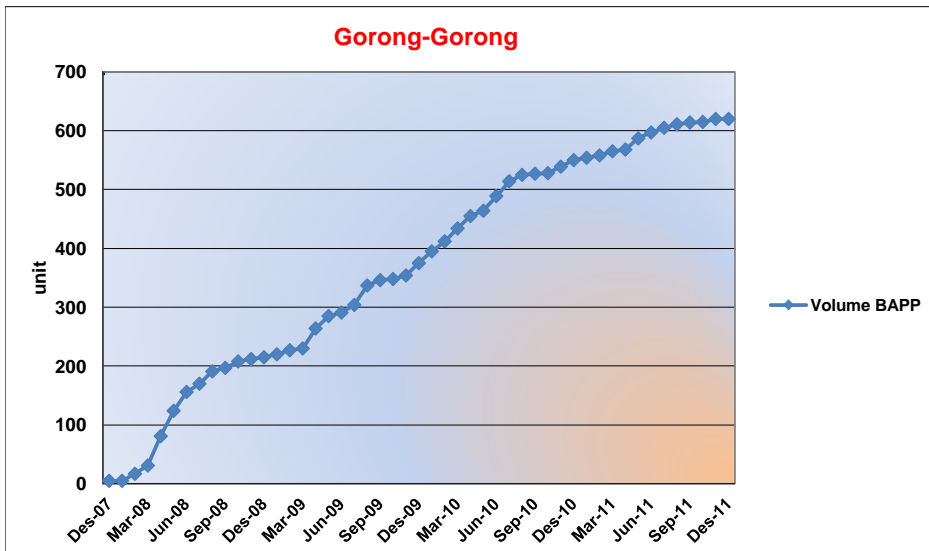
Bulan	Hasil per Bulan	Kumulatif
Des-07	-	-
Jan-08	-	-
Feb-08	-	-
Mar-08	-	-
Apr-08	77.40	77.40
Mei-08	249.35	326.75
Jun-08	-	326.75
Jul-08	-	326.75
Agust-08	277.65	604.40
Sep-08	-	604.40
Okt-08	-	604.40
Nop-08	-	604.40
Des-08	-	604.40
Jan-09	-	604.40
Feb-09	191.97	796.37
Mar-09	-	796.37
Apr-09	-	796.37
Mei-09	-	796.37
Jun-09	-	796.37
Jul-09	-	796.37
Agust-09	-	796.37
Sep-09	-	796.37
Okt-09	291.70	1.088.07
Nop-09	-	1.088.07
Des-09	-	1.088.07
Jan-10	-	1.088.07
Feb-10	-	1.088.07
Mar-10	-	1.088.07
Apr-10	-	1.088.07
Mei-10	-	1.088.07
Jun-10	-	1.088.07
Jul-10	-	1.088.07
Agust-10	-	1.088.07
Sep-10	-	1.088.07
Okt-10	-	1.088.07
Nop-10	-	1.088.07
Des-10	-	1.088.07
Jan-11	-	1.088.07
Feb-11	-	1.088.07
Mar-11	-	1.088.07
Apr-11	-	1.088.07
Mei-11	-	1.088.07
Jun-11	-	1.088.07
Jul-11	-	1.088.07
Agust-11	-	1.088.07
Sep-11	-	1.088.07
Okt-11	-	1.088.07
Nop-11	-	1.088.07
Des-11	-	1.088.07
	1.088.07	



PT. PERSADA GRAHA MANDIRI

PROGRESS REPORT - Kebun Kapuas Hulu

Jenis Pekerjaan	Unit	Vol SPK	Realisasi	%
Gorong-gorong	Unit	-	620.00	0.00%



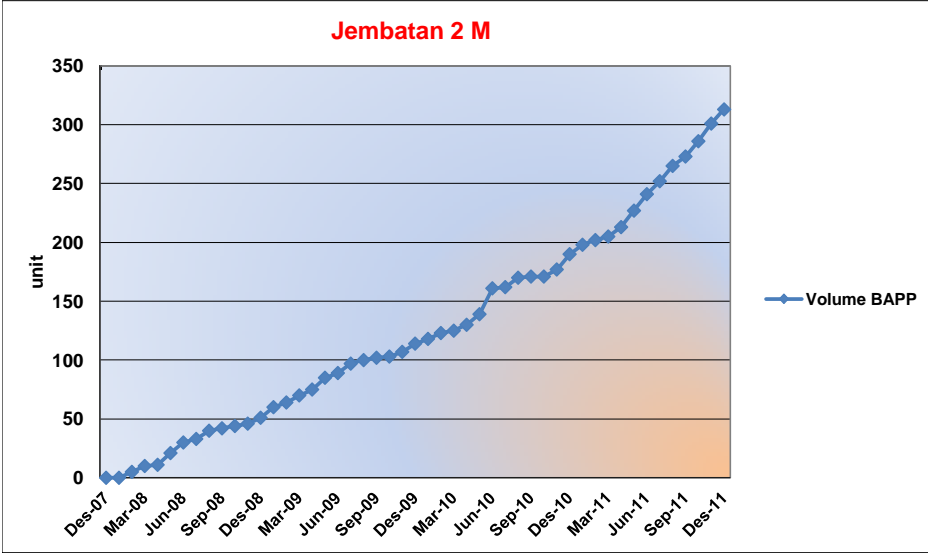
Bulan	Hasil per Bulan	Kumulatif
Des-07	5.00	5.00
Jan-08	-	5.00
Feb-08	12.00	17.00
Mar-08	14.00	31.00
Apr-08	50.00	81.00
Mei-08	43.00	124.00
Jun-08	32.00	156.00
Jul-08	14.00	170.00
Agust-08	21.00	191.00
Sep-08	6.00	197.00
Okt-08	11.00	208.00
Nop-08	4.00	212.00
Des-08	3.00	215.00
Jan-09	5.00	220.00
Feb-09	7.00	227.00
Mar-09	3.00	230.00
Apr-09	34.00	264.00
Mei-09	21.00	285.00
Jun-09	6.00	291.00
Jul-09	13.00	304.00
Agust-09	33.00	337.00
Sep-09	9.00	346.00
Okt-09	2.00	348.00
Nop-09	6.00	354.00
Des-09	21.00	375.00
Jan-10	20.00	395.00
Feb-10	17.00	412.00
Mar-10	22.00	434.00
Apr-10	21.00	455.00
Mei-10	9.00	464.00
Jun-10	25.00	489.00
Jul-10	25.00	514.00
Agust-10	11.00	525.00
Sep-10	2.00	527.00
Okt-10	1.00	528.00
Nop-10	11.00	539.00
Des-10	11.00	550.00
Jan-11	4.00	554.00
Feb-11	4.00	558.00
Mar-11	7.00	565.00
Apr-11	3.00	568.00
Mei-11	19.00	587.00
Jun-11	10.00	597.00
Jul-11	8.00	605.00
Agust-11	6.00	611.00
Sep-11	3.00	614.00
Okt-11	1.00	615.00
Nop-11	5.00	620.00
Des-11	-	620.00
	620.00	



PT. PERSADA GRAHA MANDIRI

PROGRESS REPORT - Kebun Kapuas Hulu

Jenis Pekerjaan	Unit	Vol SPK	Realisasi	%
Jembatan 2 M	Unit	-	313.00	0.00%

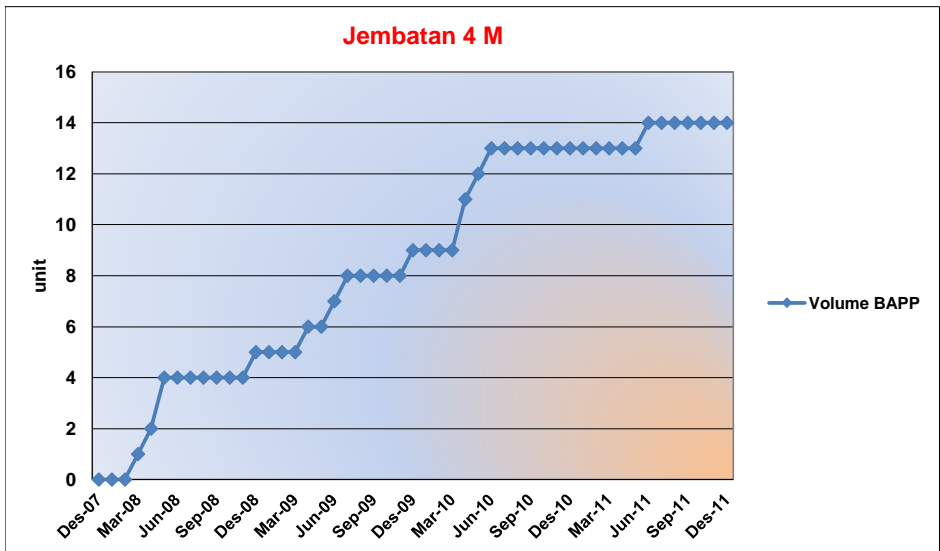


Bulan	Hasil per Bulan	Kumulatif
Des-07	-	-
Jan-08	-	-
Feb-08	5.00	5.00
Mar-08	5.00	10.00
Apr-08	1.00	11.00
Mei-08	10.00	21.00
Jun-08	9.00	30.00
Jul-08	3.00	33.00
Agust-08	7.00	40.00
Sep-08	2.00	42.00
Okt-08	2.00	44.00
Nop-08	2.00	46.00
Des-08	5.00	51.00
Jan-09	9.00	60.00
Feb-09	4.00	64.00
Mar-09	6.00	70.00
Apr-09	5.00	75.00
Mei-09	10.00	85.00
Jun-09	4.00	89.00
Jul-09	8.00	97.00
Agust-09	3.00	100.00
Sep-09	2.00	102.00
Okt-09	1.00	103.00
Nop-09	4.00	107.00
Des-09	7.00	114.00
Jan-10	4.00	118.00
Feb-10	5.00	123.00
Mar-10	2.00	125.00
Apr-10	5.00	130.00
Mei-10	9.00	139.00
Jun-10	22.00	161.00
Jul-10	1.00	162.00
Agust-10	8.00	170.00
Sep-10	1.00	171.00
Okt-10	-	171.00
Nop-10	6.00	177.00
Des-10	13.00	190.00
Jan-11	8.00	198.00
Feb-11	4.00	202.00
Mar-11	3.00	205.00
Apr-11	8.00	213.00
Mei-11	14.00	227.00
Jun-11	14.00	241.00
Jul-11	11.00	252.00
Agust-11	13.00	265.00
Sep-11	8.00	273.00
Okt-11	13.00	286.00
Nop-11	15.00	301.00
Des-11	12.00	313.00
	313.00	



PROGRESS REPORT - Kebun Kapuas Hulu

Jenis Pekerjaan	Unit	Vol SPK	Realisasi	%
Jembatan 4 M	Unit	-	14.00	0.00%

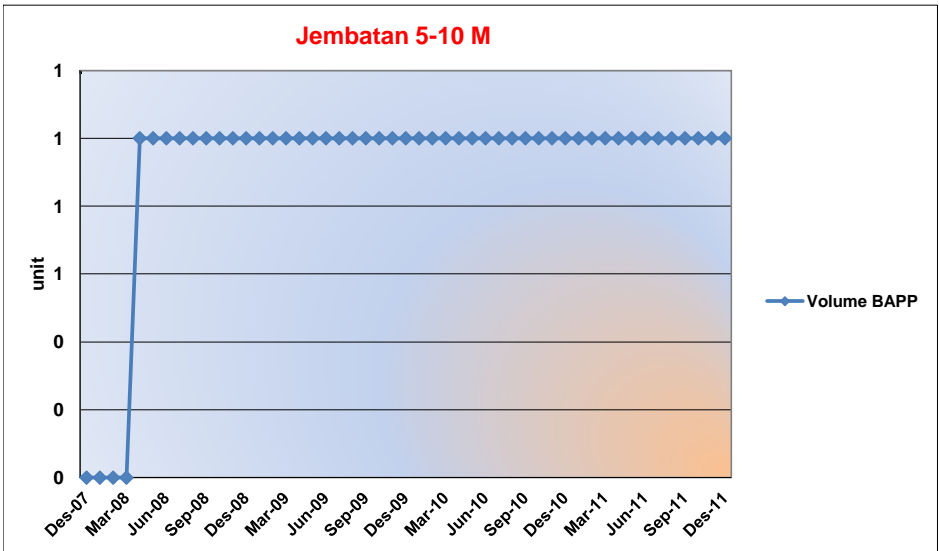


Bulan	Hasil per Bulan	Kumulatif
Des-07	-	-
Jan-08	-	-
Feb-08	-	-
Mar-08	1.00	1.00
Apr-08	1.00	2.00
Mei-08	2.00	4.00
Jun-08	-	4.00
Jul-08	-	4.00
Agust-08	-	4.00
Sep-08	-	4.00
Okt-08	-	4.00
Nop-08	-	4.00
Des-08	1.00	5.00
Jan-09	-	5.00
Feb-09	-	5.00
Mar-09	-	5.00
Apr-09	1.00	6.00
Mei-09	-	6.00
Jun-09	1.00	7.00
Jul-09	1.00	8.00
Agust-09	-	8.00
Sep-09	-	8.00
Okt-09	-	8.00
Nop-09	-	8.00
Des-09	1.00	9.00
Jan-10	-	9.00
Feb-10	-	9.00
Mar-10	-	9.00
Apr-10	2.00	11.00
Mei-10	1.00	12.00
Jun-10	1.00	13.00
Jul-10	-	13.00
Agust-10	-	13.00
Sep-10	-	13.00
Okt-10	-	13.00
Nop-10	-	13.00
Des-10	-	13.00
Jan-11	-	13.00
Feb-11	-	13.00
Mar-11	-	13.00
Apr-11	-	13.00
Mei-11	-	13.00
Jun-11	1.00	14.00
Jul-11	-	14.00
Agust-11	-	14.00
Sep-11	-	14.00
Okt-11	-	14.00
Nop-11	-	14.00
Des-11	-	14.00
	14.00	



PROGRESS REPORT - Kebun Kapuas Hulu

Jenis Pekerjaan	Unit	Vol SPK	Realisasi	%
Jembatan 5-10 M	Unit	-	1.00	0.00%

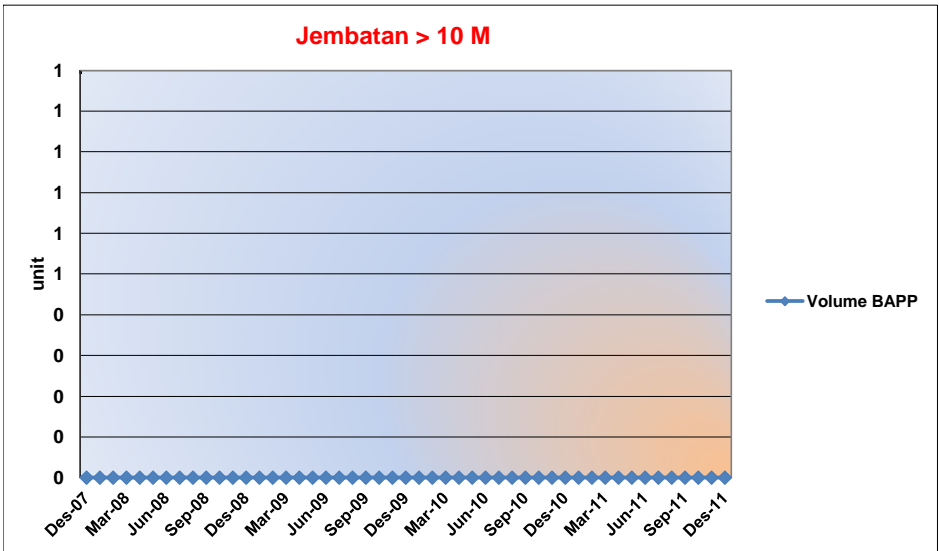


Bulan	Hasil per Bulan	Kumulatif
Des-07	-	-
Jan-08	-	-
Feb-08	-	-
Mar-08	-	-
Apr-08	1.00	1.00
Mei-08	-	1.00
Jun-08	-	1.00
Jul-08	-	1.00
Agust-08	-	1.00
Sep-08	-	1.00
Okt-08	-	1.00
Nop-08	-	1.00
Des-08	-	1.00
Jan-09	-	1.00
Feb-09	-	1.00
Mar-09	-	1.00
Apr-09	-	1.00
Mei-09	-	1.00
Jun-09	-	1.00
Jul-09	-	1.00
Agust-09	-	1.00
Sep-09	-	1.00
Okt-09	-	1.00
Nop-09	-	1.00
Des-09	-	1.00
Jan-10	-	1.00
Feb-10	-	1.00
Mar-10	-	1.00
Apr-10	-	1.00
Mei-10	-	1.00
Jun-10	-	1.00
Jul-10	-	1.00
Agust-10	-	1.00
Sep-10	-	1.00
Okt-10	-	1.00
Nop-10	-	1.00
Des-10	-	1.00
Jan-11	-	1.00
Feb-11	-	1.00
Mar-11	-	1.00
Apr-11	-	1.00
Mei-11	-	1.00
Jun-11	-	1.00
Jul-11	-	1.00
Agust-11	-	1.00
Sep-11	-	1.00
Okt-11	-	1.00
Nop-11	-	1.00
Des-11	-	1.00
	1.00	



PROGRESS REPORT - Kebun Kapuas Hulu

Jenis Pekerjaan	Unit	Vol SPK	Realisasi	%
Jembatan > 10 M	Unit	-	-	0.00%



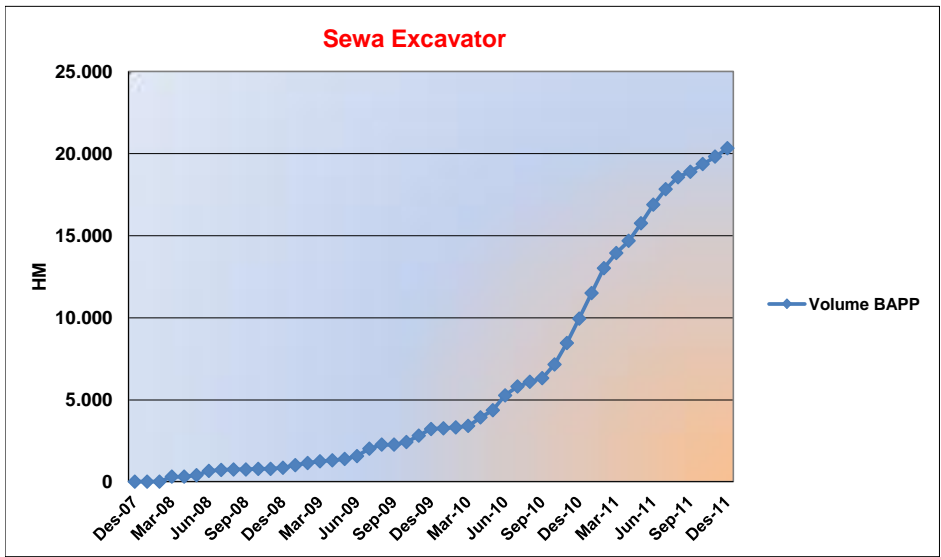
Bulan	Hasil per Bulan	Kumulatif
Des-07	-	-
Jan-08	-	-
Feb-08	-	-
Mar-08	-	-
Apr-08	-	-
Mei-08	-	-
Jun-08	-	-
Jul-08	-	-
Agust-08	-	-
Sep-08	-	-
Okt-08	-	-
Nop-08	-	-
Des-08	-	-
Jan-09	-	-
Feb-09	-	-
Mar-09	-	-
Apr-09	-	-
Mei-09	-	-
Jun-09	-	-
Jul-09	-	-
Agust-09	-	-
Sep-09	-	-
Okt-09	-	-
Nop-09	-	-
Des-09	-	-
Jan-10	-	-
Feb-10	-	-
Mar-10	-	-
Apr-10	-	-
Mei-10	-	-
Jun-10	-	-
Jul-10	-	-
Agust-10	-	-
Sep-10	-	-
Okt-10	-	-
Nop-10	-	-
Des-10	-	-
Jan-11	-	-
Feb-11	-	-
Mar-11	-	-
Apr-11	-	-
Mei-11	-	-
Jun-11	-	-
Jul-11	-	-
Agust-11	-	-
Sep-11	-	-
Okt-11	-	-
Nop-11	-	-
Des-11	-	-
	-	-
	-	-



PT. PERSADA GRAHA MANDIRI

PROGRESS REPORT - Kebun Kapuas Hulu

Jenis Pekerjaan	Unit	Vol SPK	Realisasi	%
Sewa Excavator	HM	-	20.332.20	0.00%

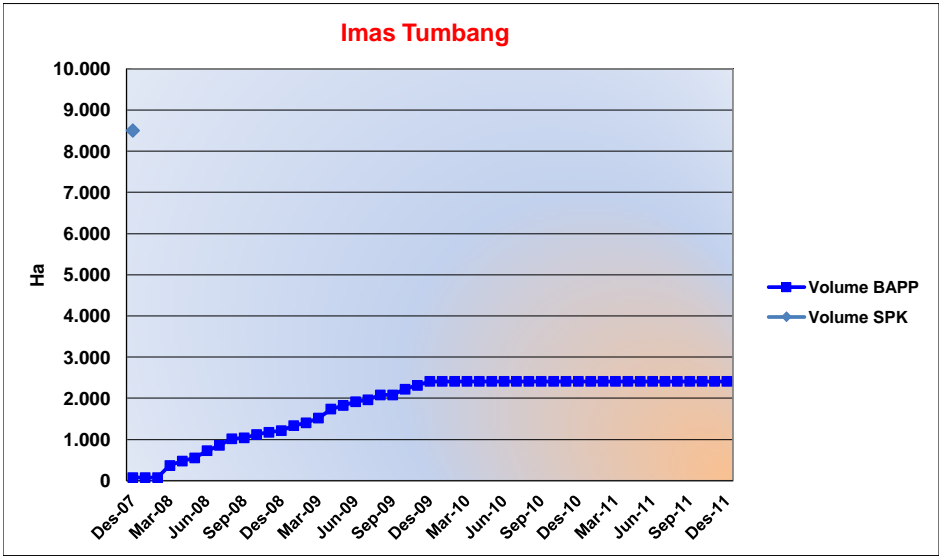


Bulan	Hasil per Bulan	Kumulatif
Des-07	7.00	7.00
Jan-08	-	7.00
Feb-08	-	7.00
Mar-08	307.50	314.50
Apr-08	-	314.50
Mei-08	89.10	403.60
Jun-08	259.00	662.60
Jul-08	58.50	721.10
Agust-08	28.30	749.40
Sep-08	-	749.40
Okt-08	36.20	785.60
Nop-08	-	785.60
Des-08	68.40	854.00
Jan-09	159.70	1.013.70
Feb-09	129.50	1.143.20
Mar-09	105.20	1.248.40
Apr-09	59.40	1.307.80
Mei-09	84.60	1.392.40
Jun-09	172.00	1.564.40
Jul-09	454.40	2.018.80
Agust-09	247.40	2.266.20
Sep-09	-	2.266.20
Okt-09	156.30	2.422.50
Nop-09	389.60	2.812.10
Des-09	403.40	3.215.50
Jan-10	43.20	3.258.70
Feb-10	56.10	3.314.80
Mar-10	92.40	3.407.20
Apr-10	518.80	3.926.00
Mei-10	436.20	4.362.20
Jun-10	902.60	5.264.80
Jul-10	543.00	5.807.80
Agust-10	286.40	6.094.20
Sep-10	223.20	6.317.40
Okt-10	833.60	7.151.00
Nop-10	1.306.60	8.457.60
Des-10	1.484.90	9.942.50
Jan-11	1.558.80	11.501.30
Feb-11	1.516.90	13.018.20
Mar-11	925.30	13.943.50
Apr-11	743.20	14.686.70
Mei-11	1.070.70	15.757.40
Jun-11	1.133.90	16.891.30
Jul-11	941.50	17.832.80
Agust-11	728.10	18.560.90
Sep-11	332.90	18.893.80
Okt-11	472.10	19.365.90
Nop-11	454.00	19.819.90
Des-11	512.30	20.332.20
	20.332.20	



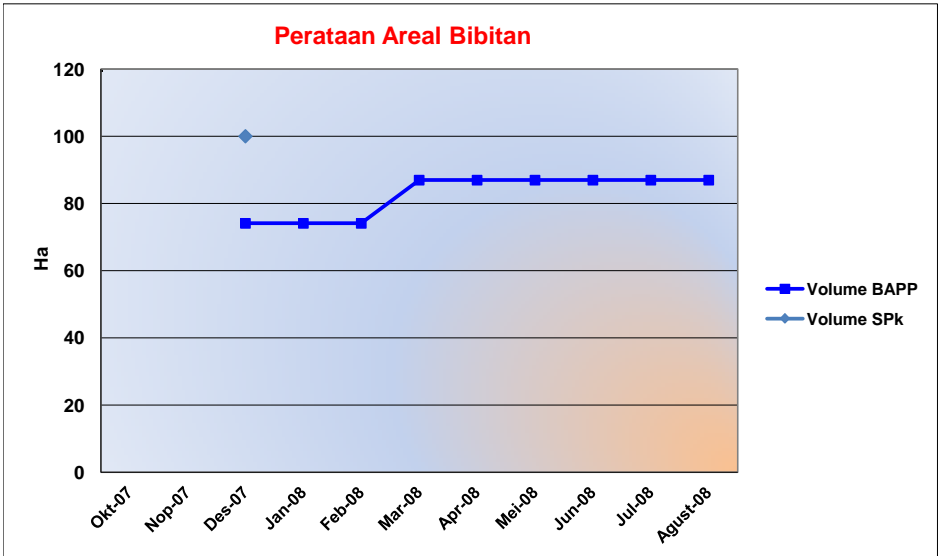
PROGRESS REPORT - Kebun Kapuas Hulu

Jenis Pekerjaan	Unit	Vol SPK	Realisasi	%
Imas/Tumbang	Ha	8.500	2.411.86	28.37%



Bulan	Hasil per Bulan	Kumulatif
Des-07	74.07	74.07
Jan-08	-	74.07
Feb-08	-	74.07
Mar-08	294.01	368.08
Apr-08	107.46	475.54
Mei-08	76.31	551.85
Jun-08	176.11	727.96
Jul-08	129.02	856.98
Agust-08	159.95	1.016.93
Sep-08	22.98	1.039.91
Okt-08	80.61	1.120.52
Nop-08	53.40	1.173.92
Des-08	40.50	1.214.42
Jan-09	121.84	1.336.26
Feb-09	67.60	1.403.86
Mar-09	116.07	1.519.93
Apr-09	218.95	1.738.88
Mei-09	86.84	1.825.72
Jun-09	90.67	1.916.39
Jul-09	46.52	1.962.91
Agust-09	117.89	2.080.80
Sep-09	-	2.080.80
Okt-09	139.33	2.220.13
Nop-09	92.73	2.312.86
Des-09	99.00	2.411.86
Jan-10	-	2.411.86
Feb-10	-	2.411.86
Mar-10	-	2.411.86
Apr-10	-	2.411.86
Mei-10	-	2.411.86
Jun-10	-	2.411.86
Jul-10	-	2.411.86
Agust-10	-	2.411.86
Sep-10	-	2.411.86
Okt-10	-	2.411.86
Nop-10	-	2.411.86
Des-10	-	2.411.86
Jan-11	-	2.411.86
Feb-11	-	2.411.86
Mar-11	-	2.411.86
Apr-11	-	2.411.86
Mei-11	-	2.411.86
Jun-11	-	2.411.86
Jul-11	-	2.411.86
Agust-11	-	2.411.86
Sep-11	-	2.411.86
Okt-11	-	2.411.86
Nop-11	-	2.411.86
Des-11	-	2.411.86
	2.411.86	

Jenis Pekerjaan	Unit	Vol SPK	Realisasi	%
Perataan Tapak Bibitan	Ha	100	86.93	86.93%



Bulan	Hasil per Bulan	Kumulatif
Des-07	74.07	74.07
Jan-08	-	74.07
Feb-08	-	74.07
Mar-08	12.86	86.93
Apr-08	-	86.93
Mei-08	-	86.93
Jun-08	-	86.93
Jul-08	-	86.93
Agust-08	-	86.93
	86.93	