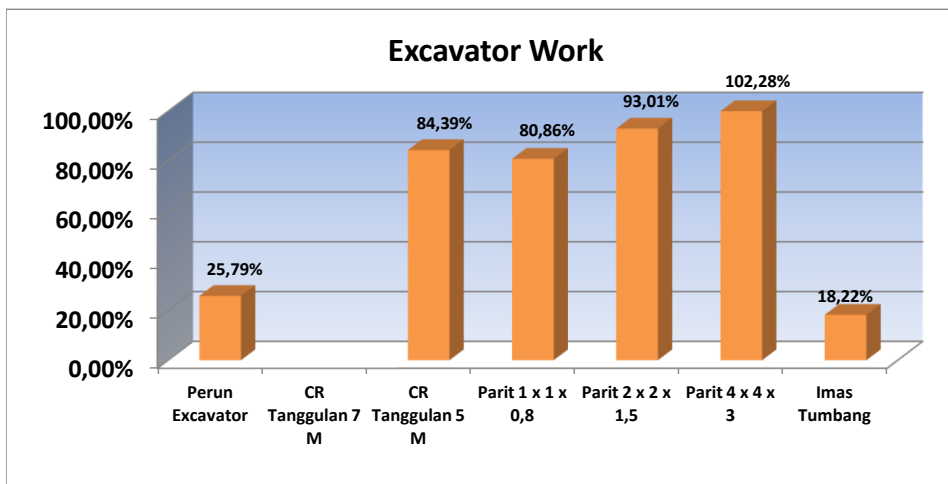
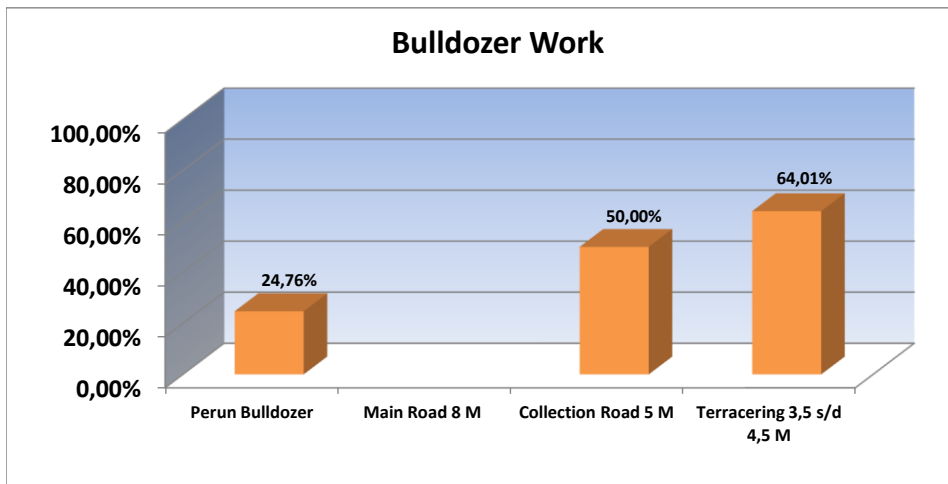




CLAIM SUMMARY - Kebun Bual-bual

Contract No. :
1. IPS-KSUS/CR/001/12/10

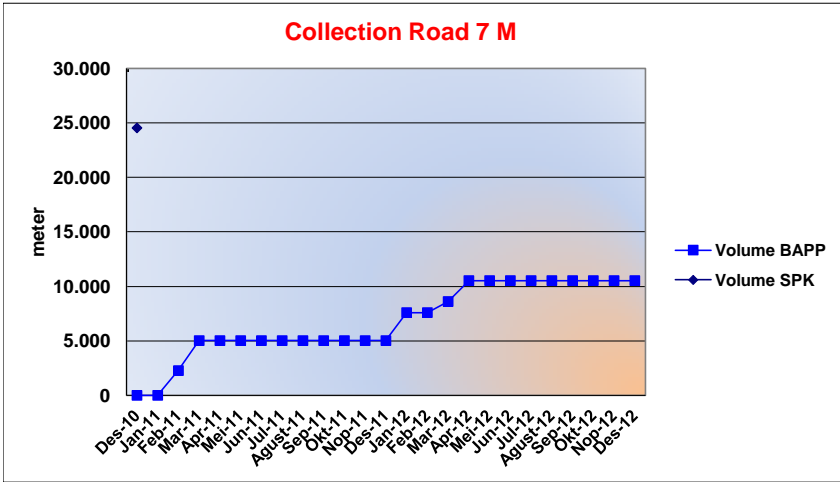
Type of Work	Unit	SPK Vol	Previous Month Claim	December '12 Claim	To Date Claimed	%
Bulldozer						
Perun Bulldozer	Ha	1.695,00	419,66	-	419,66	24,76%
Main Road 9 M	Meter	7.468,00	-	-	-	0,00%
Main Road 8 M	Meter	-	-	-	-	-
Collection Road 7 M	Meter	24.543,00	10.536,00	-	10.536,00	42,93%
Collection Road 6 M	Meter	-	-	-	-	-
Collection Road 5 M	Meter	3.626,00	1.813,00	-	1.813,00	50,00%
Terracering 3,5 s/d 4,5 M	Meter	380.294,00	243.423,00	-	243.423,00	64,01%
Jalan Teras Kontour 7 M	Meter	13.543,00	14.021,00	-	14.021,00	103,53%
Jalan Teras Kontour 5 M	Meter	155.742,00	82.331,00	-	82.331,00	52,86%
Road Service 5 M	Meter	-	24.187,00	2.929,00	27.116,00	-
Sewa Bulldozer	HM	750,30	549,79	-	549,79	73,28%
Excavator						
Perun Excavator	Ha	180,82	46,63	-	46,63	25,79%
MR Tanggulan 9 M	Meter	-	-	-	-	-
MR Tanggulan 8 M	Meter	-	-	-	-	-
MR Tanggulan 7 M	Meter	-	-	-	-	-
CR Tanggulan 7 M	Meter	-	232,00	-	232,00	-
CR Tanggulan 6 M	Meter	-	-	-	-	-
CR Tanggulan 5 M	Meter	1.884,00	1.590,00	-	1.590,00	84,39%
Parit 1 x 1 x 0,8	Meter	52.061,00	42.094,15	-	42.094,15	80,86%
Parit 2 x 2 x 1,5	Meter	6.342,00	5.899,00	-	5.899,00	93,01%
Parit 4 x 4 x 3	Meter	1.487,59	1.521,53	-	1.521,53	102,28%
Gorong-gorong	M ²	6.648,00	3.204,00	-	3.204,00	48,19%
Jembatan 2 M	M ²	1.500,00	792,00	-	792,00	52,80%
Jembatan 4 M	M ²	300,00	-	-	-	0,00%
Jembatan 5-10 M	M ²	1.200,00	50,00	-	50,00	4,17%
Sewa Excavator	HM	222,60	336,30	-	336,30	151,08%
Imas Tumbang	Ha	1.957,52	356,67	-	356,67	18,22%
Perataan Tanah	Ha	15,00	-	-	-	0,00%





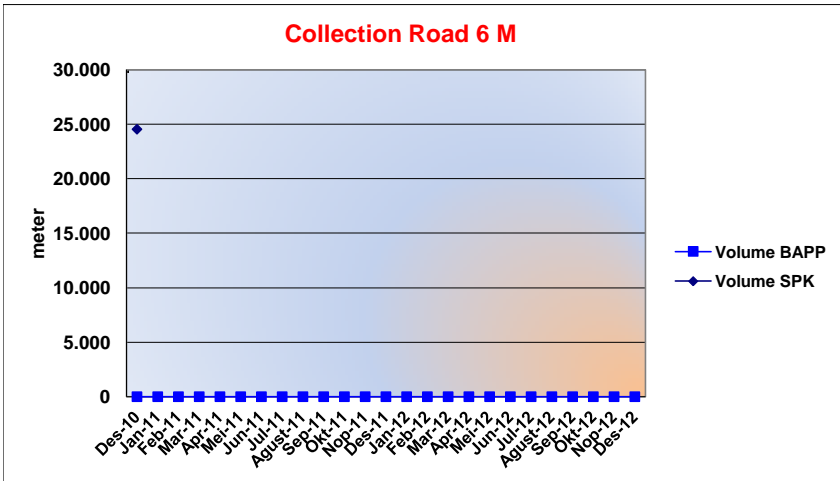
CLAIM SUMMARY - Kebun Bual-bual

Type of Work	SPK Vol (Meter)	Progress	%
Collection Road 7 M	24.543,00	10.536,00	0,00%



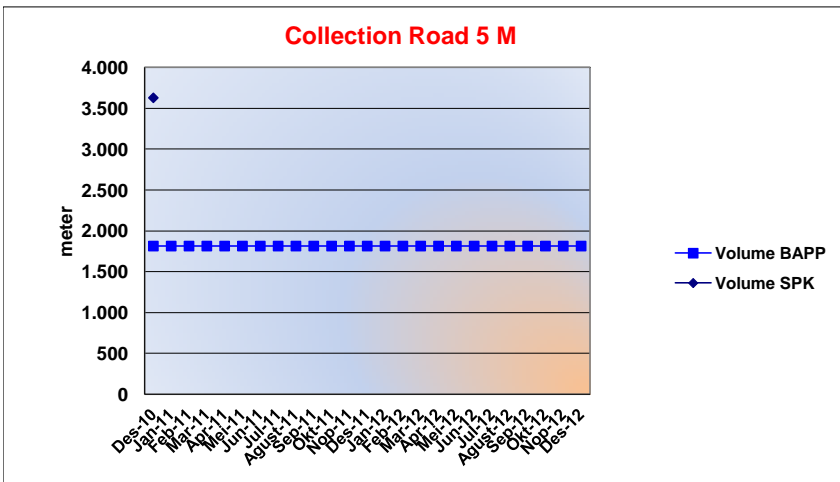
Month	Monthly Progress	Accumulated
Des-10	-	-
Jan-11	-	-
Feb-11	2.274,00	2.274,00
Mar-11	2.753,00	5.027,00
Apr-11	-	5.027,00
Mei-11	-	5.027,00
Jun-11	-	5.027,00
Jul-11	-	5.027,00
Agust-11	-	5.027,00
Sep-11	-	5.027,00
Okt-11	-	5.027,00
Nop-11	-	5.027,00
Des-11	-	5.027,00
Jan-12	2.570,00	7.597,00
Feb-12	-	7.597,00
Mar-12	1.017,00	8.614,00
Apr-12	1.922,00	10.536,00
Mei-12	-	10.536,00
Jun-12	-	10.536,00
Jul-12	-	10.536,00
Agust-12	-	10.536,00
Sep-12	-	10.536,00
Okt-12	-	10.536,00
Nop-12	-	10.536,00
Des-12	-	10.536,00
	10.536,00	

Type of Work	SPK Vol (Meter)	Progress	%
Collection Road 6 M	-	-	0,00%



Month	Monthly Progress	Accumulated
Des-10	-	-
Jan-11	-	-
Feb-11	-	-
Mar-11	-	-
Apr-11	-	-
Mei-11	-	-
Jun-11	-	-
Jul-11	-	-
Agust-11	-	-
Sep-11	-	-
Okt-11	-	-
Nop-11	-	-
Des-11	-	-
Jan-12	-	-
Feb-12	-	-
Mar-12	-	-
Apr-12	-	-
Mei-12	-	-
Jun-12	-	-
Jul-12	-	-
Agust-12	-	-
Sep-12	-	-
Okt-12	-	-
Nop-12	-	-
Des-12	-	-
	-	

Type of Work	SPK Vol (Meter)	Progress	%
Collection Road 5 M	3.626,00	1.813,00	50,00%

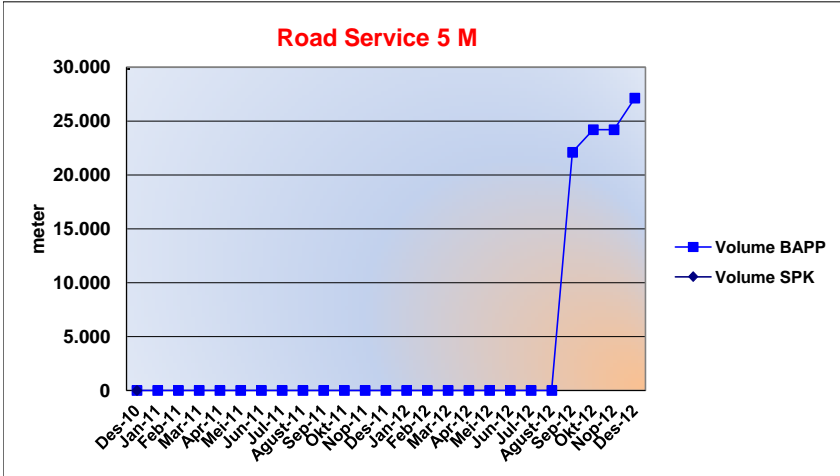


Month	Monthly Progress	Accumulated
Des-10	1.813,00	1.813,00
Jan-11	-	1.813,00
Feb-11	-	1.813,00
Mar-11	-	1.813,00
Apr-11	-	1.813,00
Mei-11	-	1.813,00
Jun-11	-	1.813,00
Jul-11	-	1.813,00
Agust-11	-	1.813,00
Sep-11	-	1.813,00
Okt-11	-	1.813,00
Nop-11	-	1.813,00
Des-11	-	1.813,00
Jan-12	-	1.813,00
Feb-12	-	1.813,00
Mar-12	-	1.813,00
Apr-12	-	1.813,00
Mei-12	-	1.813,00
Jun-12	-	1.813,00
Jul-12	-	1.813,00
Agust-12	-	1.813,00
Sep-12	-	1.813,00
Okt-12	-	1.813,00
Nop-12	-	1.813,00
Des-12	-	1.813,00
	1.813,00	



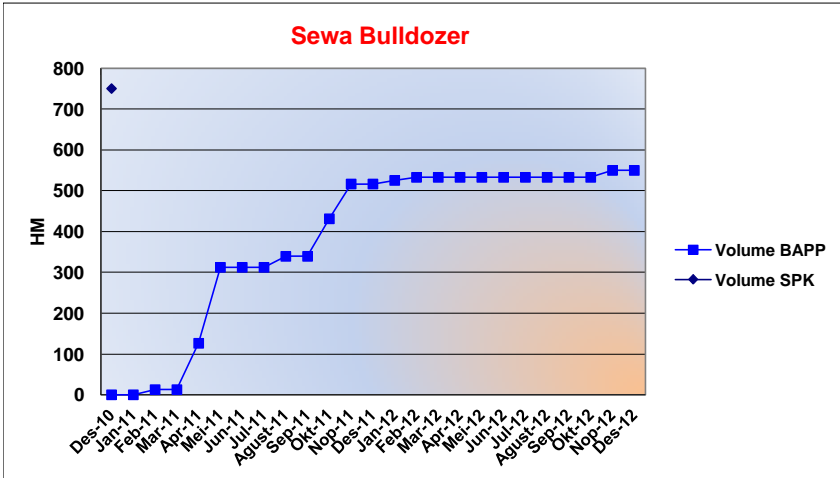
CLAIM SUMMARY - Kebun Bual-bual

Type of Work	SPK Vol (Meter)	Progress	%
Road Service 5 M	-	27.116,00	0,00%



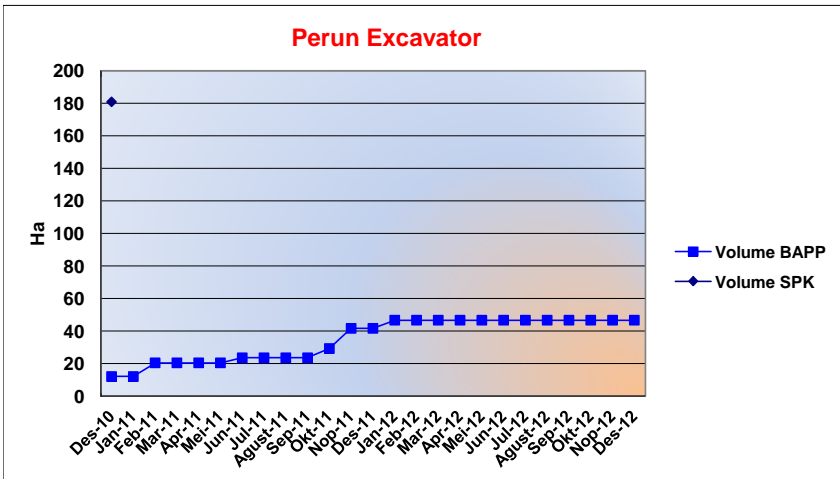
Month	Monthly Progress	Accumulated
Des-10	-	-
Jan-11	-	-
Feb-11	-	-
Mar-11	-	-
Apr-11	-	-
Mei-11	-	-
Jun-11	-	-
Jul-11	-	-
Agust-11	-	-
Sep-11	-	-
Okt-11	-	-
Nop-11	-	-
Des-11	-	-
Jan-12	-	-
Feb-12	-	-
Mar-12	-	-
Apr-12	-	-
Mei-12	-	-
Jun-12	-	-
Jul-12	-	-
Agust-12	-	-
Sep-12	22.092,00	22.092,00
Okt-12	2.095,00	24.187,00
Nop-12	-	24.187,00
Des-12	2.929,00	27.116,00
	27.116,00	

Type of Work	SPK Vol (HM)	Progress	%
Sewa Bulldozer	750,30	549,79	73,28%



Month	Monthly Progress	Accumulated
Des-10	-	-
Jan-11	-	-
Feb-11	12,60	12,60
Mar-11	-	12,60
Apr-11	113,60	126,20
Mei-11	186,10	312,30
Jun-11	-	312,30
Jul-11	-	312,30
Agust-11	27,00	339,30
Sep-11	-	339,30
Okt-11	91,90	431,20
Nop-11	85,30	516,50
Des-11	-	516,50
Jan-12	8,80	525,30
Feb-12	7,50	532,80
Mar-12	-	532,80
Apr-12	-	532,80
Mei-12	-	532,80
Jun-12	-	532,80
Jul-12	-	532,80
Agust-12	-	532,80
Sep-12	-	532,80
Okt-12	-	532,80
Nop-12	16,99	549,79
Des-12	-	549,79
	549,79	

Type of Work	SPK Vol (Ha)	Progress	%
Perun Excavator	180,82	46,63	25,79%

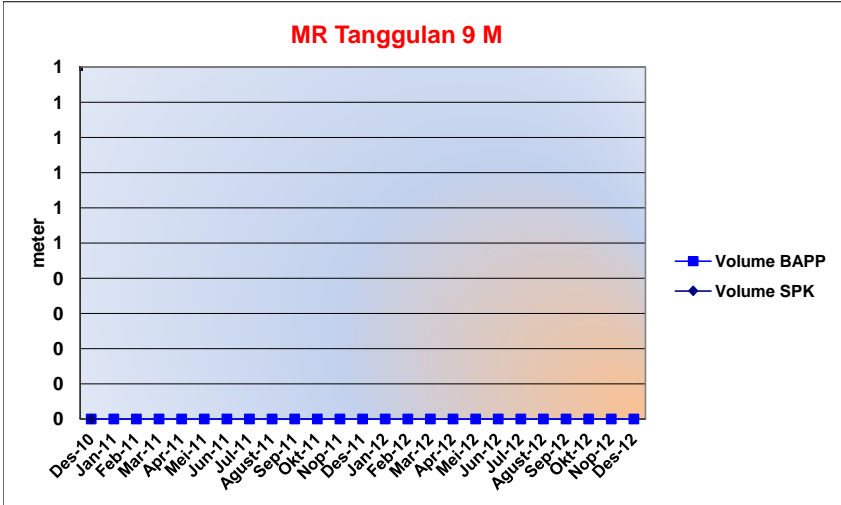


Month	Monthly Progress	Accumulated
Des-10	12,00	12,00
Jan-11	-	12,00
Feb-11	8,40	20,40
Mar-11	-	20,40
Apr-11	-	20,40
Mei-11	-	20,40
Jun-11	3,10	23,50
Jul-11	-	23,50
Agust-11	-	23,50
Sep-11	-	23,50
Okt-11	5,70	29,20
Nop-11	12,39	41,59
Des-11	-	41,59
Jan-12	5,04	46,63
Feb-12	-	46,63
Mar-12	-	46,63
Apr-12	-	46,63
Mei-12	-	46,63
Jun-12	-	46,63
Jul-12	-	46,63
Agust-12	-	46,63
Sep-12	-	46,63
Okt-12	-	46,63
Nop-12	-	46,63
Des-12	-	46,63
	46,63	



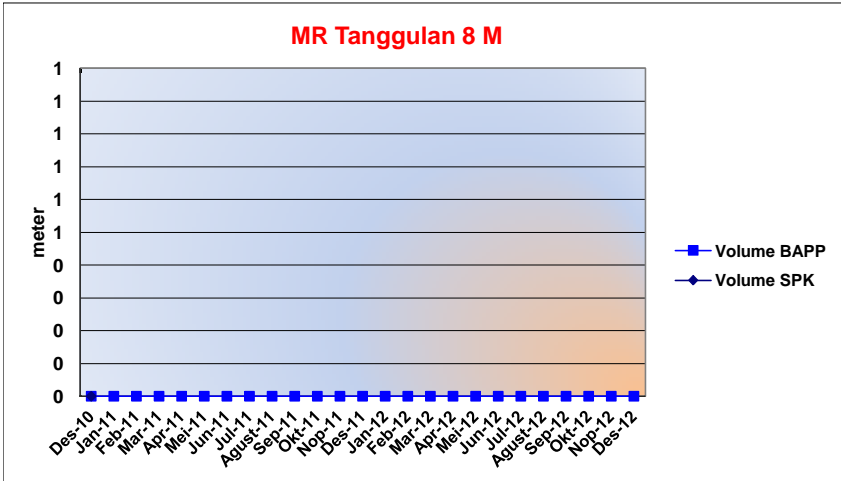
CLAIM SUMMARY - Kebun Bual-bual

Type of Work	SPK Vol (Meter)	Progress	%
MR Tanggulan 9 M	-	-	0,00%



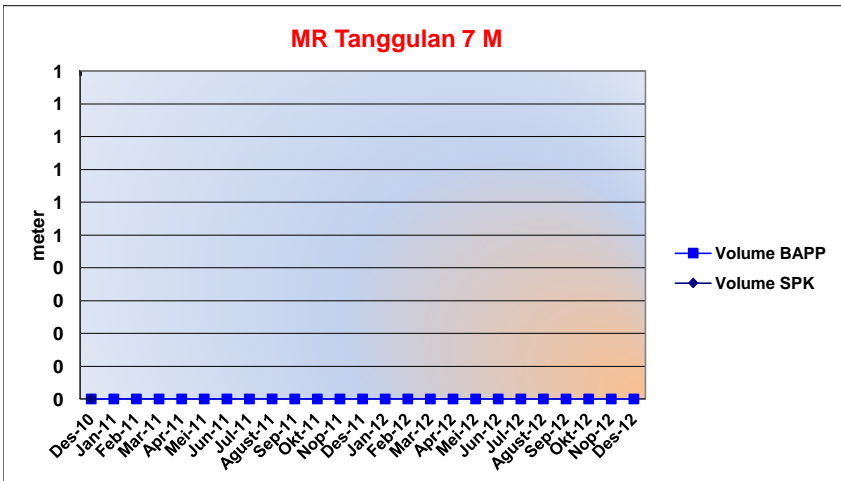
Month	Monthly Progress	Accumulated
Des-10	-	-
Jan-11	-	-
Feb-11	-	-
Mar-11	-	-
Apr-11	-	-
Mei-11	-	-
Jun-11	-	-
Jul-11	-	-
Agust-11	-	-
Sep-11	-	-
Okt-11	-	-
Nop-11	-	-
Des-11	-	-
Jan-12	-	-
Feb-12	-	-
Mar-12	-	-
Apr-12	-	-
Mei-12	-	-
Jun-12	-	-
Jul-12	-	-
Agust-12	-	-
Sep-12	-	-
Okt-12	-	-
Nop-12	-	-
Des-12	-	-
	-	-
	-	-

Type of Work	SPK Vol (Meter)	Progress	%
MR Tanggulan 8 M	-	-	0,00%



Month	Monthly Progress	Accumulated
Des-10	-	-
Jan-11	-	-
Feb-11	-	-
Mar-11	-	-
Apr-11	-	-
Mei-11	-	-
Jun-11	-	-
Jul-11	-	-
Agust-11	-	-
Sep-11	-	-
Okt-11	-	-
Nop-11	-	-
Des-11	-	-
Jan-12	-	-
Feb-12	-	-
Mar-12	-	-
Apr-12	-	-
Mei-12	-	-
Jun-12	-	-
Jul-12	-	-
Agust-12	-	-
Sep-12	-	-
Okt-12	-	-
Nop-12	-	-
Des-12	-	-
	-	-
	-	-

Type of Work	SPK Vol (Meter)	Progress	%
MR Tanggulan 7 M	-	-	0,00%

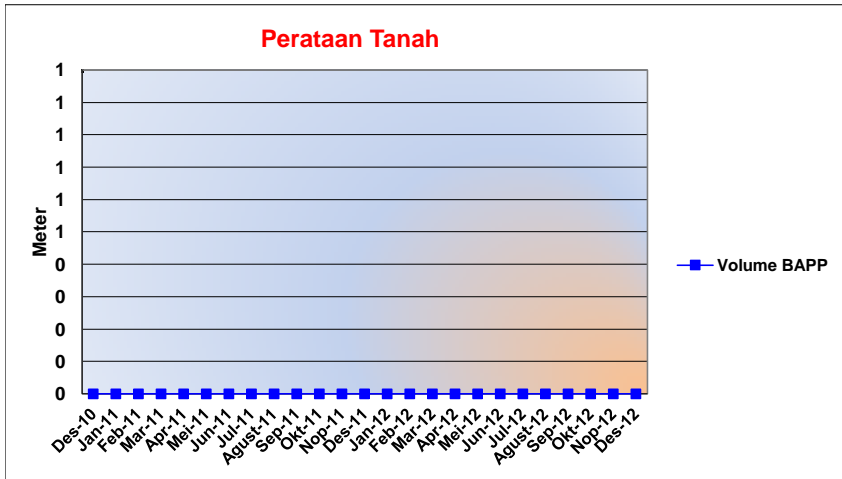


Month	Monthly Progress	Accumulated
Des-10	-	-
Jan-11	-	-
Feb-11	-	-
Mar-11	-	-
Apr-11	-	-
Mei-11	-	-
Jun-11	-	-
Jul-11	-	-
Agust-11	-	-
Sep-11	-	-
Okt-11	-	-
Nop-11	-	-
Des-11	-	-
Jan-12	-	-
Feb-12	-	-
Mar-12	-	-
Apr-12	-	-
Mei-12	-	-
Jun-12	-	-
Jul-12	-	-
Agust-12	-	-
Sep-12	-	-
Okt-12	-	-
Nop-12	-	-
Des-12	-	-
	-	-
	-	-



CLAIM SUMMARY - Kebun Bual-bual

Type of Work	SPK Vol (Ha)	Progress	%
Perataan Tanah	15,00	-	0,00%



Month	Monthly Progress	Accumulated
Des-10	-	-
Jan-11	-	-
Feb-11	-	-
Mar-11	-	-
Apr-11	-	-
Mei-11	-	-
Jun-11	-	-
Jul-11	-	-
Agust-11	-	-
Sep-11	-	-
Oktr-11	-	-
Nop-11	-	-
Des-11	-	-
Jan-12	-	-
Feb-12	-	-
Mar-12	-	-
Apr-12	-	-
Mei-12	-	-
Jun-12	-	-
Jul-12	-	-
Agust-12	-	-
Sep-12	-	-
Oktr-12	-	-
Nop-12	-	-
Des-12	-	-
	-	-
	-	-
	-	-