



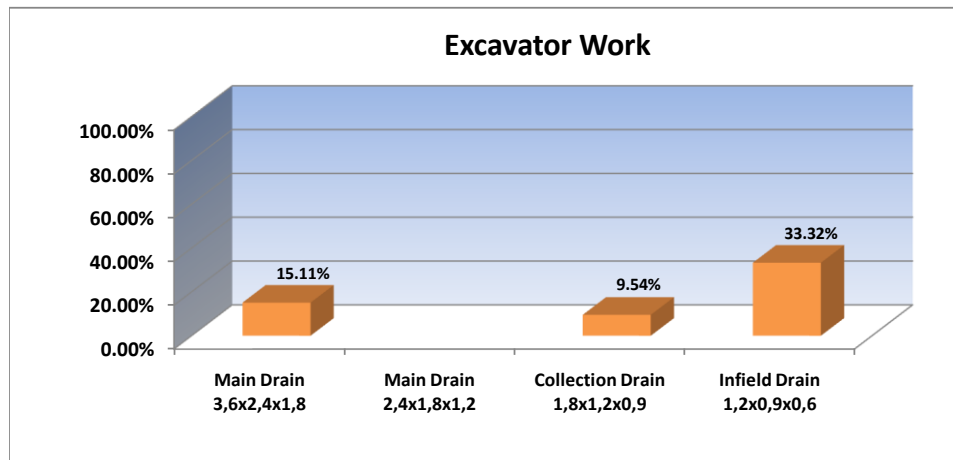
# PT. SARANA TITIAN PERMATA

## CLAIM SUMMARY

Contract No :

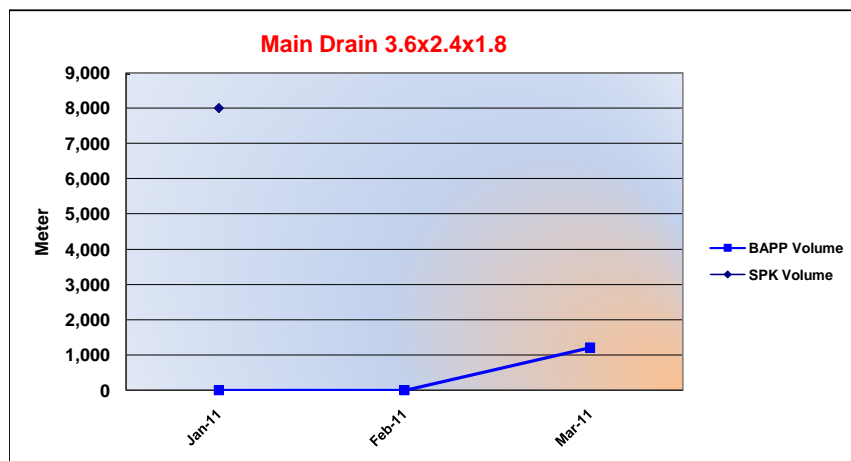
1. C&A. 1608.02/STP2 - 052

Type of Work	Unit	SPK Vol	Jan - Feb 2011 Claim	March Claim	Total Claimed (Jan - Mar 2011)	%
<b>Excavator</b>						
Main Drain 3,6x2,4x1,8	Meter	8,000.00	-	1,209.00	1,209.00	15.11%
Main Drain 2,4x1,8x1,2	Meter	-	-	-	-	-
Collection Drain 1,8x1,2x0,9	Meter	75,000.00	5,947.00	1,206.00	7,153.00	9.54%
Infield Drain 1,2x0,9x0,6	Meter	1,013,630.00	220,623.00	117,166.00	337,789.00	33.32%



### Chart & Detail Per Month

Type of Work	SPK Vol (Meter)	Progress	%
Main Drain 3,6x2,4x1,8	8,000.00	1,209.00	15.11%

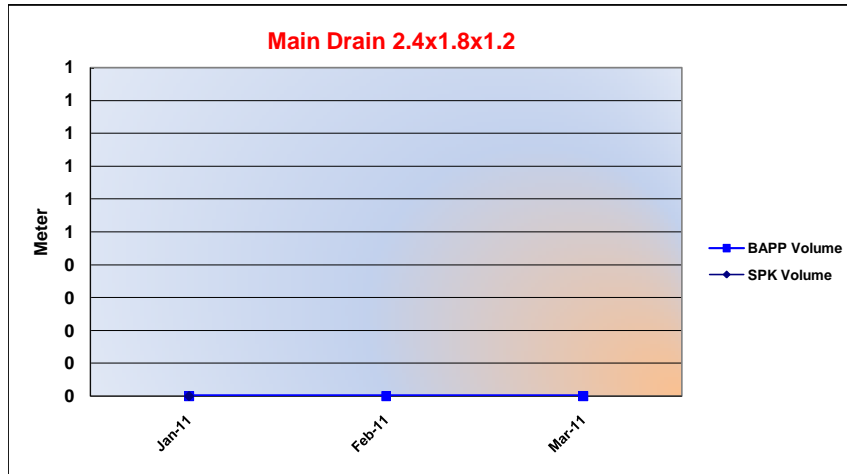


Month	Monthly Progress	Accumulated
Jan-11	-	-
Feb-11	-	-
Mar-11	1,209.00	1,209.00
<b>Total</b>	<b>1,209.00</b>	



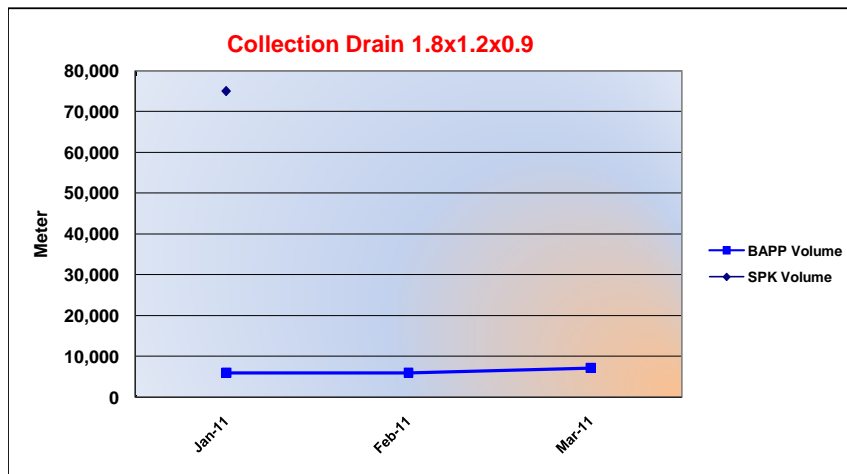
**CLAIM SUMMARY**

Type of Work	SPK Vol (Meter)	Progress	%
Main Drain 2,4x1,8x1,2	-	-	0.00%



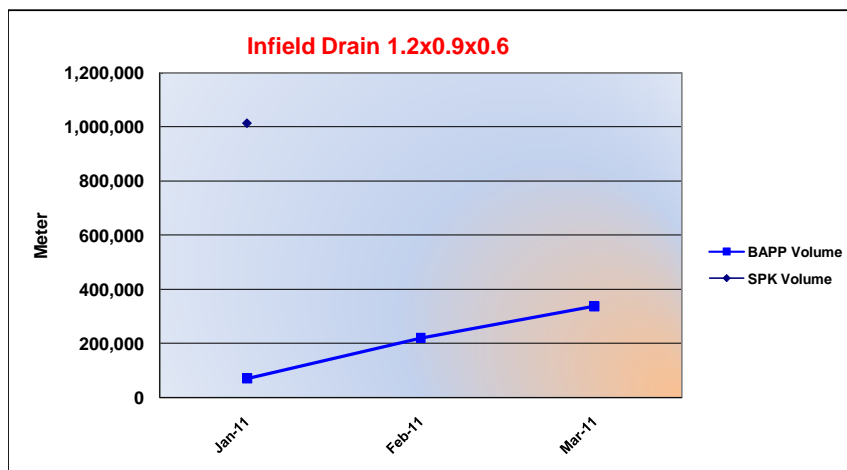
Month	Monthly Progress	Accumulated
Jan-11	-	-
Feb-11	-	-
Mar-11	-	-
<b>Total</b>	<b>-</b>	<b>-</b>

Type of Work	SPK Vol (Meter)	Progress	%
Collection Drain 1,8x1,2x0,9	75,000.00	7,153.00	9.54%



Month	Monthly Progress	Accumulated
Jan-11	5,947.00	5,947.00
Feb-11	-	5,947.00
Mar-11	1,206.00	7,153.00
<b>Total</b>	<b>7,153.00</b>	

Type of Work	SPK Vol (Meter)	Progress	%
Infield Drain 1,2x0,9x0,6	1,013,630.00	337,789.00	33.32%



Month	Monthly Progress	Accumulated
Jan-11	70,669.00	70,669.00
Feb-11	149,954.00	220,623.00
Mar-11	117,166.00	337,789.00
<b>Total</b>	<b>337,789.00</b>	