

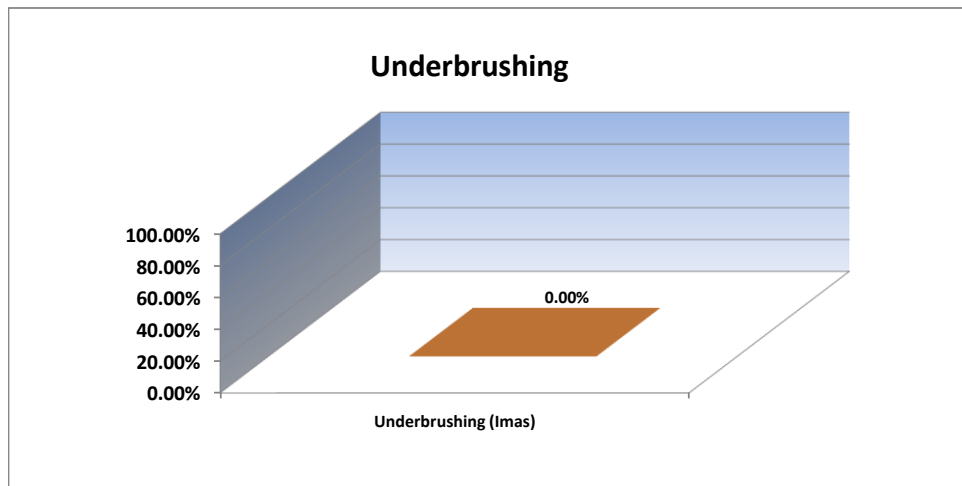
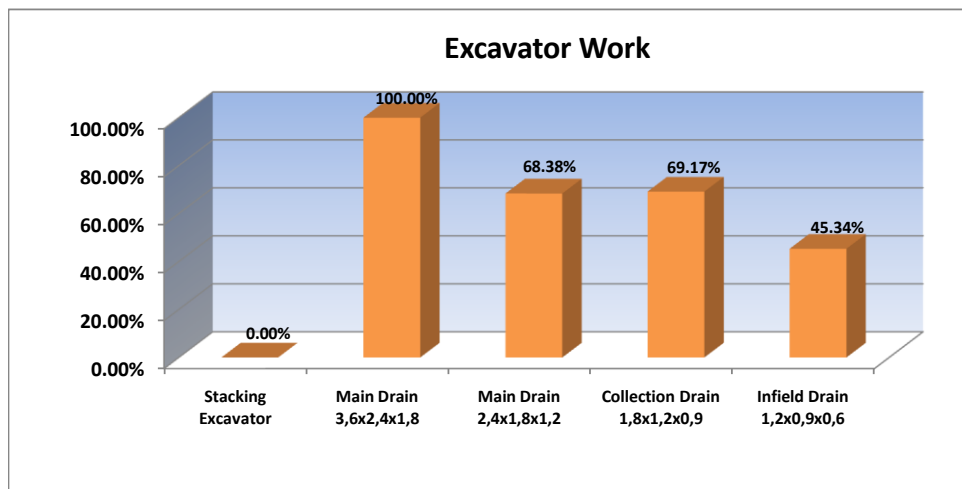


CLAIM SUMMARY

Contract No :

1. C&A. 1608.02/STP1 - 051

Type of Work	Unit	SPK Vol	Jan - Feb 2011 Claim	March Claim	Total Claimed (Jan - Mar 2011)	%
Excavator						
Stacking Excavator	Ha	90.00	-	-	-	0.00%
Main Drain 3,6x2,4x1,8	Meter	5,000.00	5,000.00	-	5,000.00	100.00%
Main Drain 2,4x1,8x1,2	Meter	18,000.00	4,997.00	7,312.00	12,309.00	68.38%
Collection Drain 1,8x1,2x0,9	Meter	113,000.00	77,282.00	884.00	78,166.00	69.17%
Infield Drain 1,2x0,9x0,6	Meter	396,342.00	64,985.00	114,719.00	179,704.00	45.34%
Underbrushing (Imas)						
Underbrushing (Imas)	Ha	90.00	-	-	-	0.00%

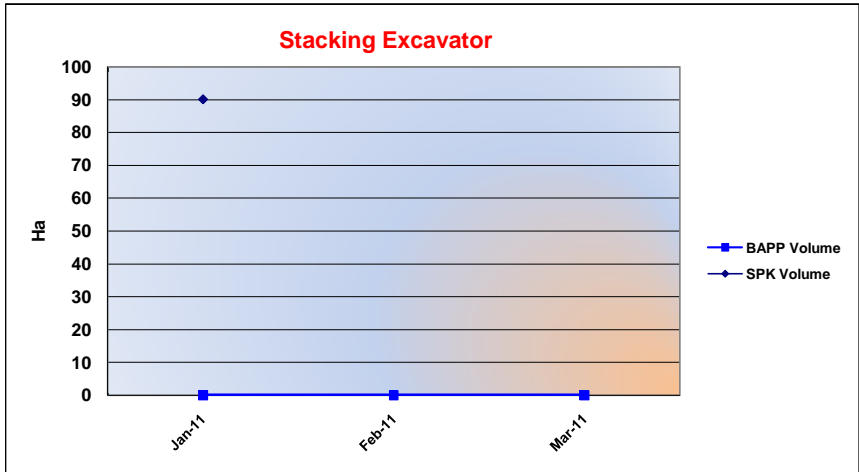




CLAIM SUMMARY

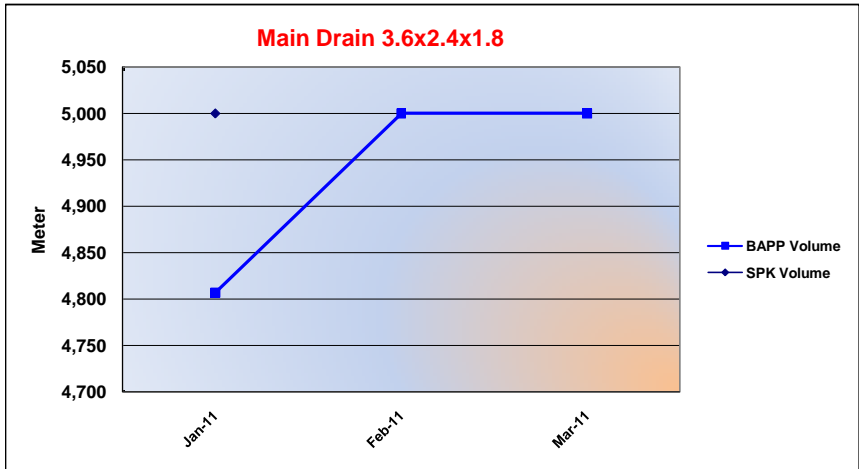
Chart & Detail Per Month

Type of Work	SPK Vol (Ha)	Progress	%
Stacking Excavator	90.00	-	0.00%



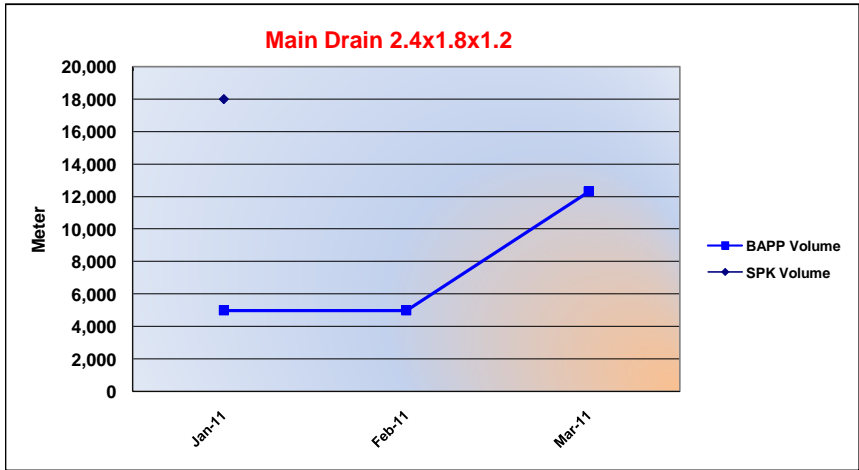
Month	Monthly Progress	Accumulated
Jan-11	-	-
Feb-11	-	-
Mar-11	-	-
Total	-	-

Type of Work	SPK Vol (Meter)	Progress	%
Main Drain 3,6x2,4x1,8	5,000.00	5,000.00	100.00%



Month	Monthly Progress	Accumulated
Jan-11	4,807.00	4,807.00
Feb-11	193.00	5,000.00
Mar-11	-	5,000.00
Total	5,000.00	

Type of Work	SPK Vol (Meter)	Progress	%
Main Drain 2,4x1,8x1,2	18,000.00	12,309.00	68.38%

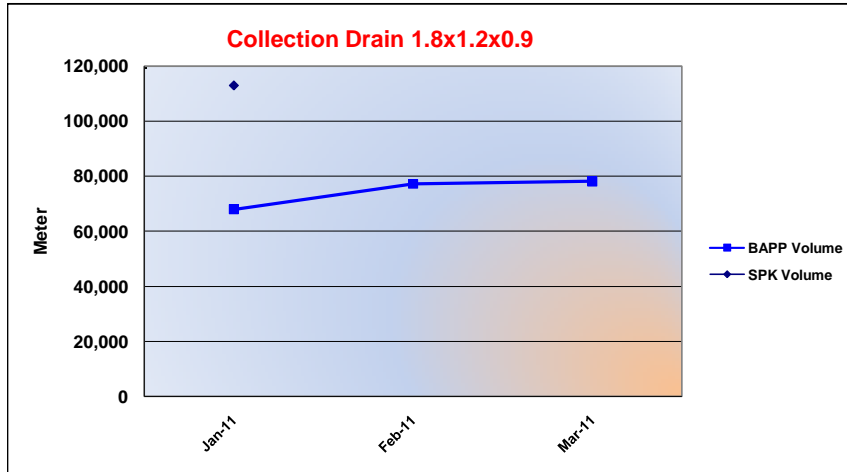


Month	Monthly Progress	Accumulated
Jan-11	4,997.00	4,997.00
Feb-11	-	4,997.00
Mar-11	7,312.00	12,309.00
Total	12,309.00	



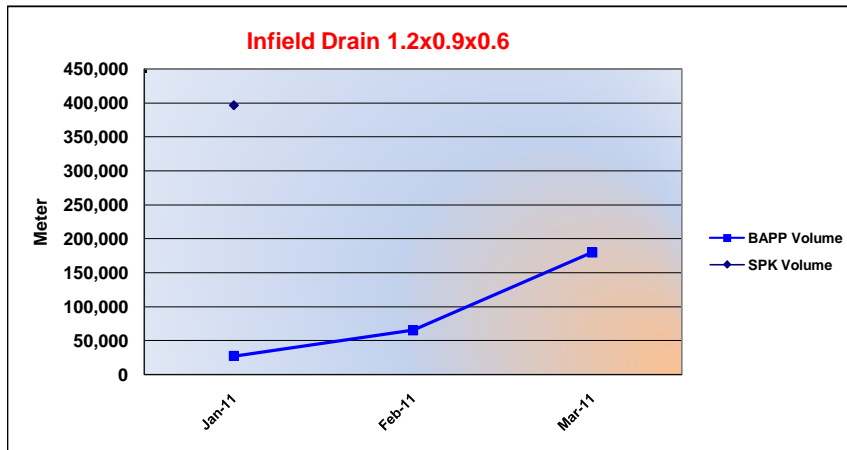
CLAIM SUMMARY

Type of Work	SPK Vol (Meter)	Progress	%
Collection Drain 1,8x1,2x0,9	113,000.00	78,166.00	69.17%



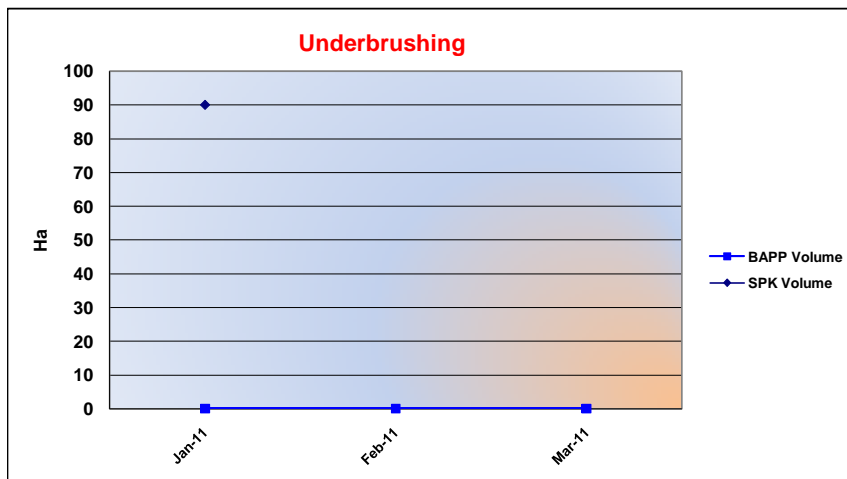
Month	Monthly Progress	Accumulated
Jan-11	67,949.00	67,949.00
Feb-11	9,333.00	77,282.00
Mar-11	884.00	78,166.00
Total	78,166.00	

Type of Work	SPK Vol (Meter)	Progress	%
Infield Drain 1,2x0,9x0,6	396,342.00	179,704.00	45.34%



Month	Monthly Progress	Accumulated
Jan-11	26,988.00	26,988.00
Feb-11	37,997.00	64,985.00
Mar-11	114,719.00	179,704.00
Total	179,704.00	

Type of Work	SPK Vol (Ha)	Progress	%
Underbrushing (Imas)	90.00	-	0.00%



Month	Monthly Progress	Accumulated
Jan-11	-	-
Feb-11	-	-
Mar-11	-	-
Total	-	