

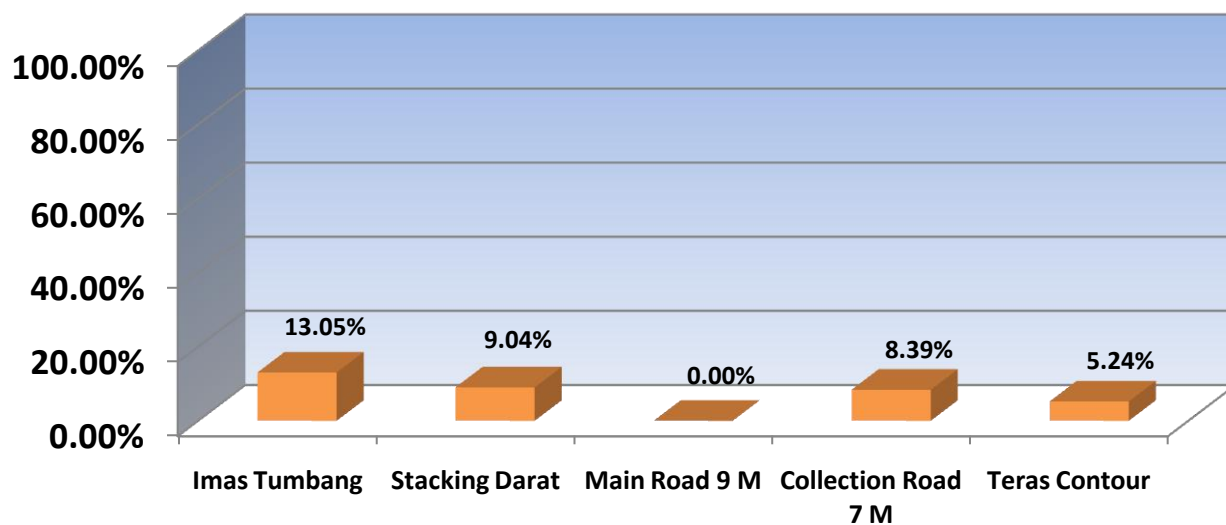


PROGRESS REPORT - Kebun Kudung

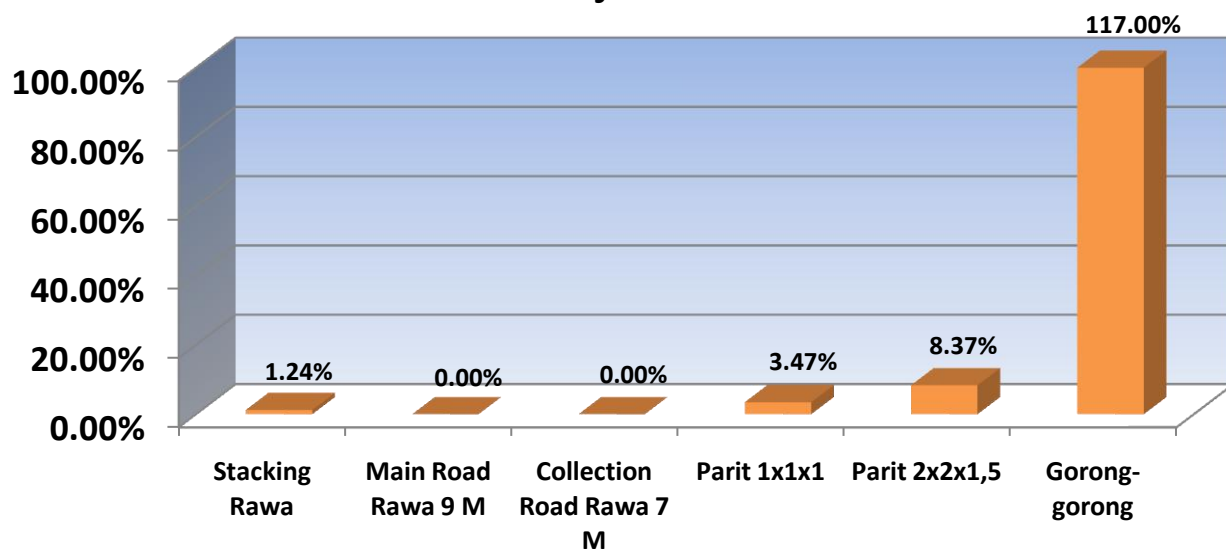
KONTRAK NO :
1.SPJJ/105/SRS/VII/10

Jenis Pekerjaan	Unit	Vol SPK 08 Juli '10 s.d 31 Desember '11	Realisasi			%
			AKUMULASI S.D BULAN LALU	BAPP Oktober 2010	S.D BAPP Oktober 2010	
Bulldozer						
Imas Tumbang	Ha	4,000.00	449.07	72.98	522.05	13.05%
Stacking Darat	Ha	3,500.00	158.35	158.09	316.44	9.04%
Main Road 9 M	Meter	77,000.00	-	-	-	0.00%
Collection Road 7 M	Meter	319,750.00	19,201.19	7,626.00	26,827.19	8.39%
Teras Contour	Meter	2,800,000.00	94,579.77	52,087.00	146,666.77	5.24%
Sewa Bulldozer	HM	-	29.50	-	29.50	0.00%
Excavator						
Stacking Rawa	Ha	500.00	2.98	3.24	6.22	1.24%
Main Road Rawa 9 M	Meter	7,700.00	-	-	-	0.00%
Collection Road Rawa 7 M	Meter	23,100.00	-	-	-	0.00%
Parit 1x1x1	Meter	120,000.00	2,214.55	1,945.00	4,159.55	3.47%
Parit 2x2x1,5	Meter	80,000.00	5,197.00	1,498.00	6,695.00	8.37%
Gorong-gorong	M ²	400.00	216.00	252.00	468.00	117.00%
Jembatan	M ²	-	896.00	284.00	1,180.00	0.00%
Sewa Excavator	HM	-	37.00	-	37.00	0.00%

Pekerjaan Bulldozer



Pekerjaan Excavator

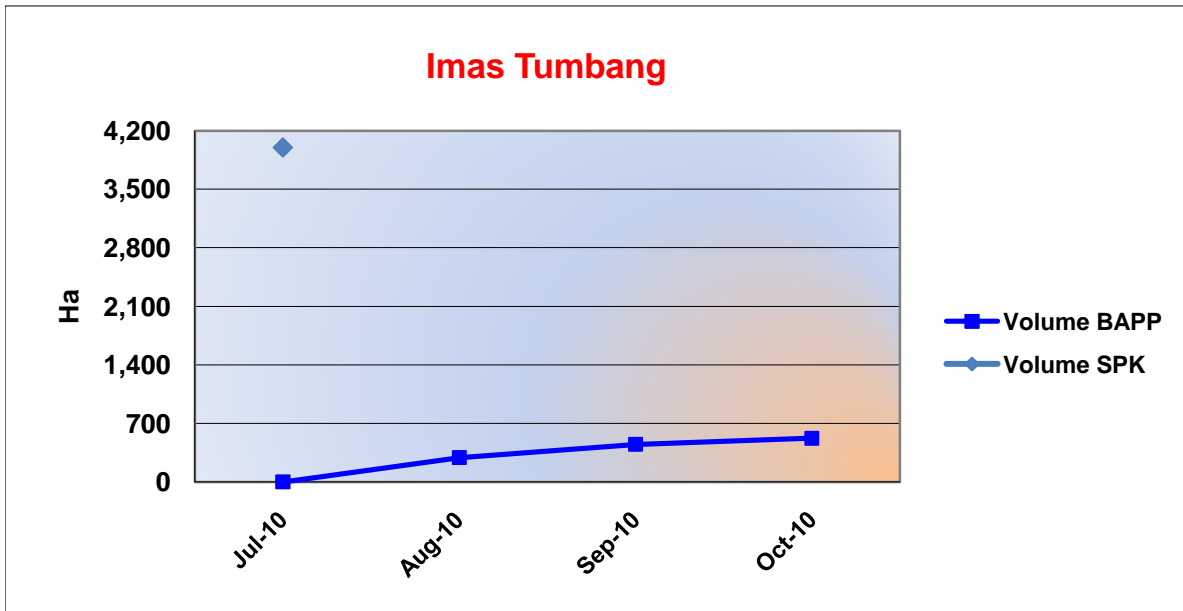




PROGRESS REPORT - Kebun Kudung

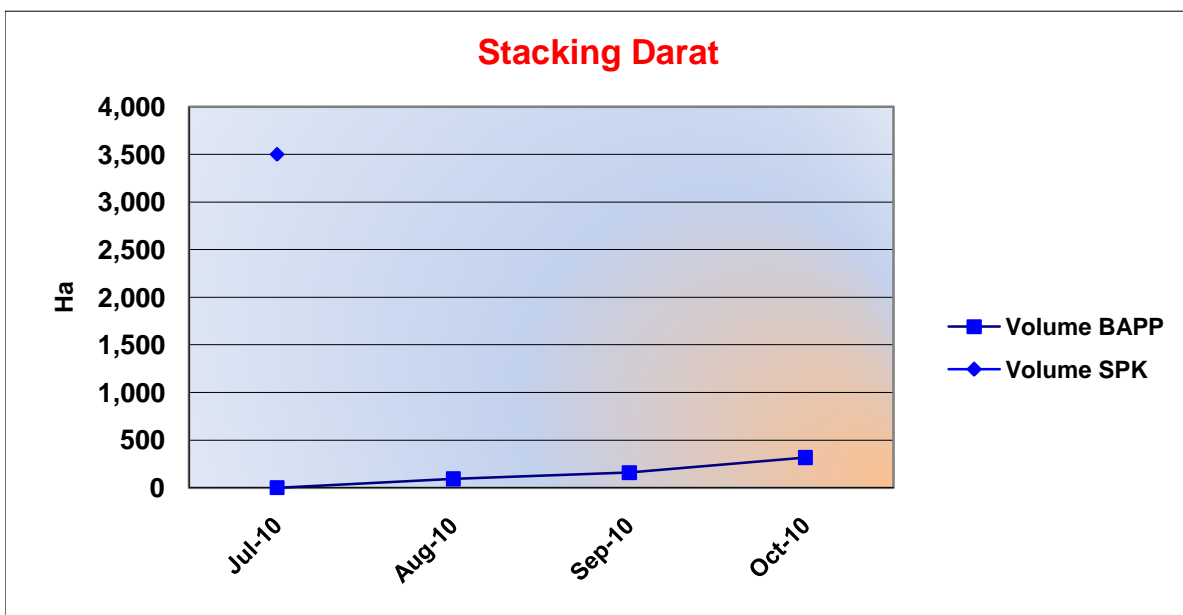
Chart & Detail Per Month

Jenis Pekerjaan	Unit	Vol SPK	Realisasi	%
Imas Tumbang	Ha	4,000.00	522.05	13.05%



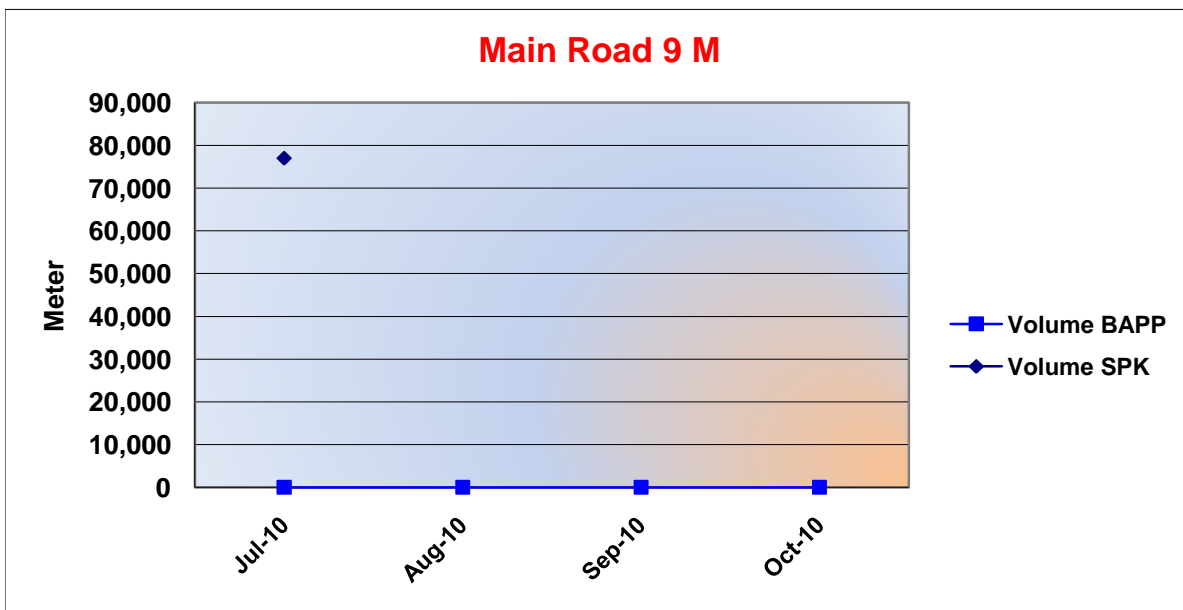
Bulan	Hasil per Bulan	Kumulatif
Jul-10	-	-
Aug-10	290.47	290.47
Sep-10	158.60	449.07
Oct-10	72.98	522.05
	522.05	

Jenis Pekerjaan	Unit	Vol SPK	Realisasi	%
Stacking Darat	Ha	3,500.00	316.44	9.04%



Bulan	Hasil per Bulan	Kumulatif
Jul-10	-	-
Aug-10	92.44	92.44
Sep-10	65.91	158.35
Oct-10	158.09	316.44
	316.44	

Jenis Pekerjaan	Unit	Vol SPK	Realisasi	%
Main Road 9 M	Meter	77,000.00	-	0.00%

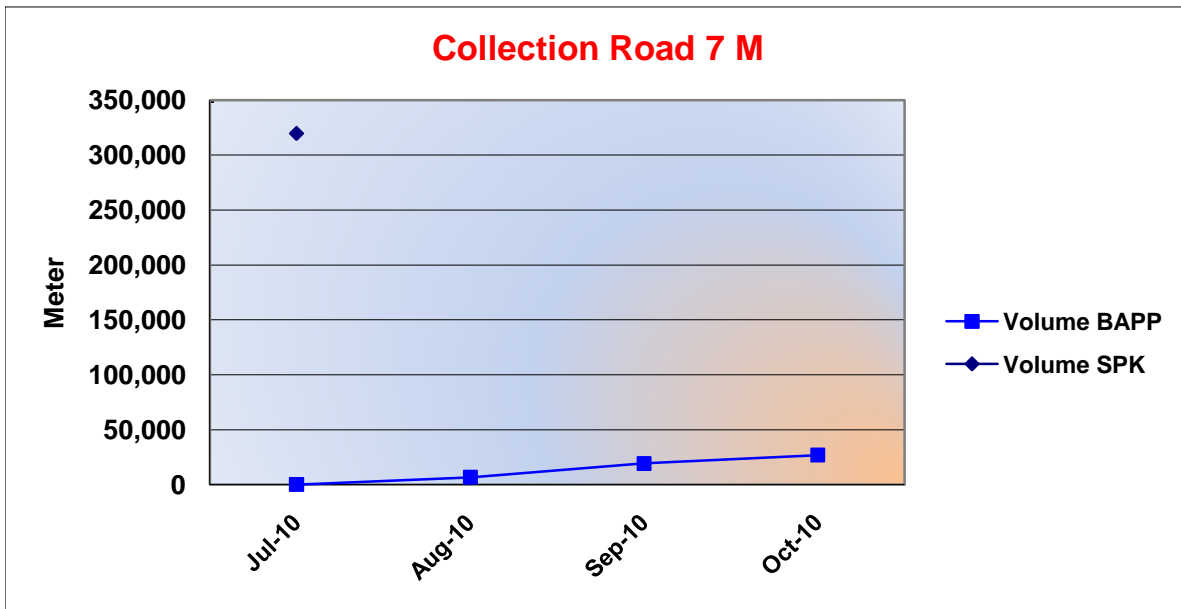


Bulan	Hasil per Bulan	Kumulatif
Jul-10	-	-
Aug-10	-	-
Sep-10	-	-
Oct-10	-	-
	-	



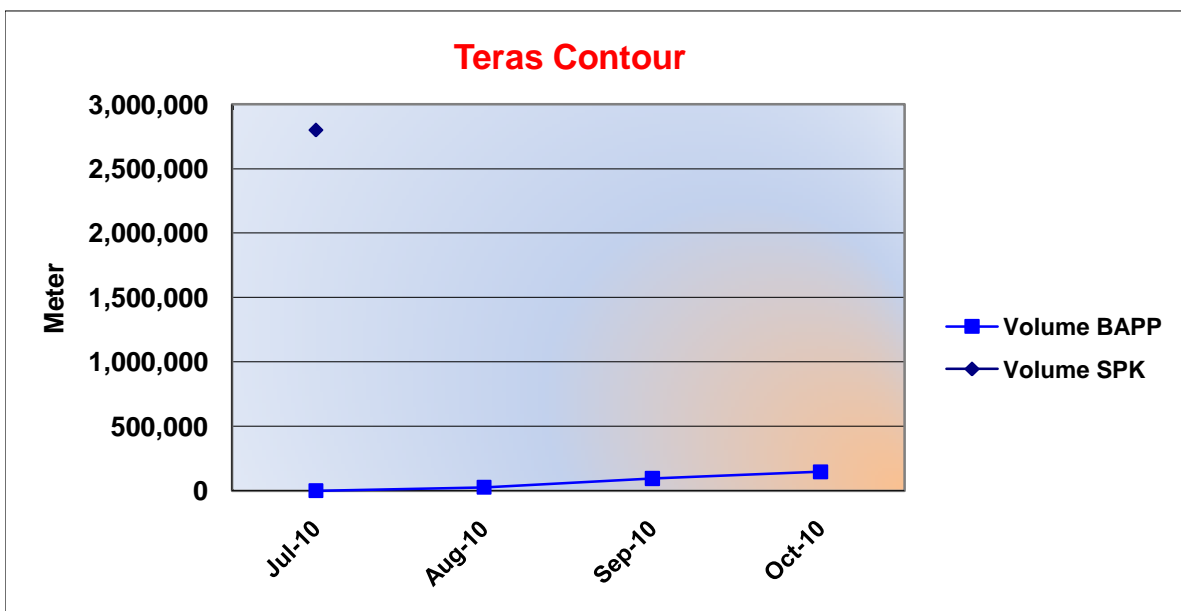
PROGRESS REPORT - Kebun Kudung

Jenis Pekerjaan	Unit	Vol SPK	Realisasi	%
Collection Road 7 M	Meter	319,750.00	26,827.19	8.39%



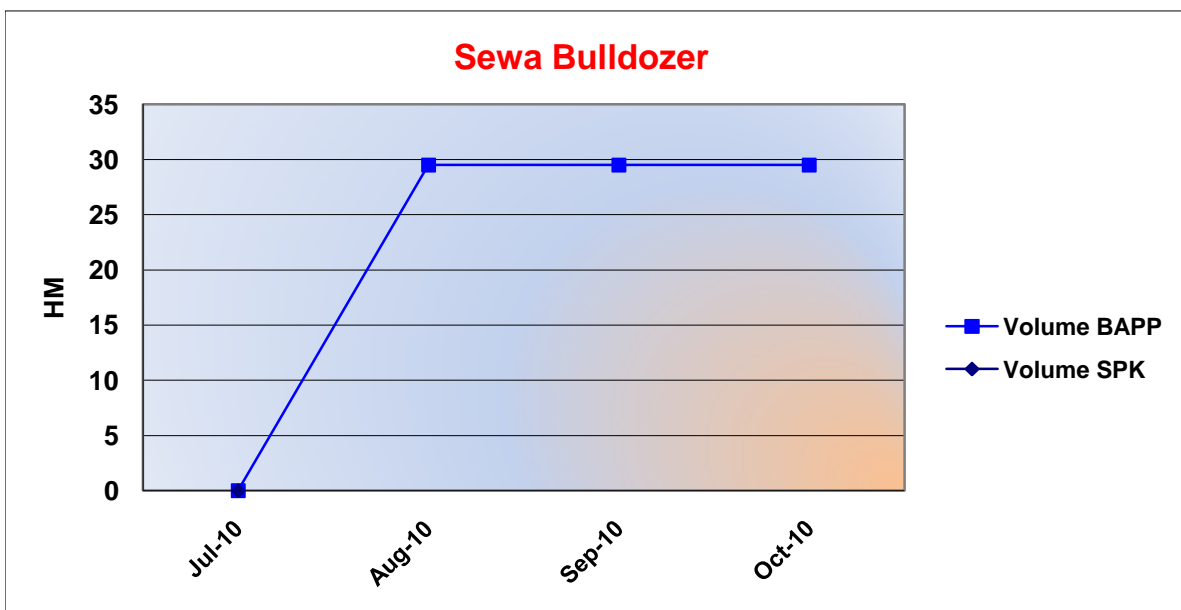
Bulan	Hasil per Bulan	Kumulatif
Jul-10	-	-
Aug-10	6,682.19	6,682.19
Sep-10	12,519.00	19,201.19
Oct-10	7,626.00	26,827.19
	26,827.19	

Jenis Pekerjaan	Unit	Vol SPK	Realisasi	%
Teras Contour	Meter	2,800,000.00	146,666.77	5.24%



Bulan	Hasil per Bulan	Kumulatif
Jul-10	-	-
Aug-10	25,984.77	25,984.77
Sep-10	68,595.00	94,579.77
Oct-10	52,087.00	146,666.77
	146,666.77	

Jenis Pekerjaan	Unit	Vol SPK	Realisasi	%
Sewa Bulldozer	HM	-	29.50	0.00%

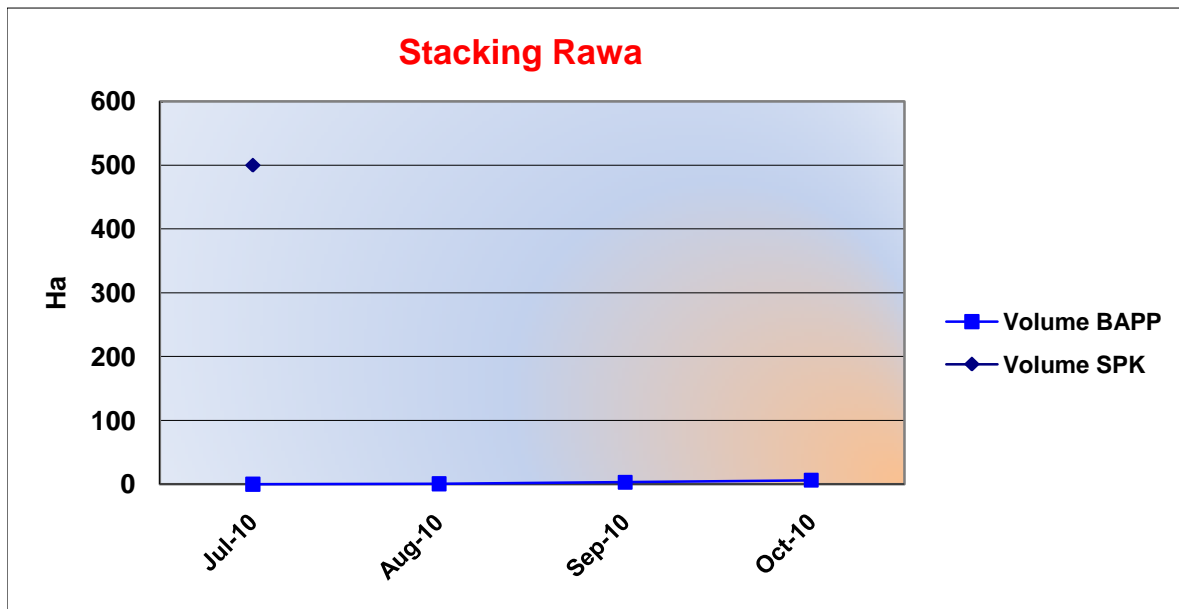


Bulan	Hasil per Bulan	Kumulatif
Jul-10	-	-
Aug-10	29.50	29.50
Sep-10	-	29.50
Oct-10	-	29.50
	29.50	



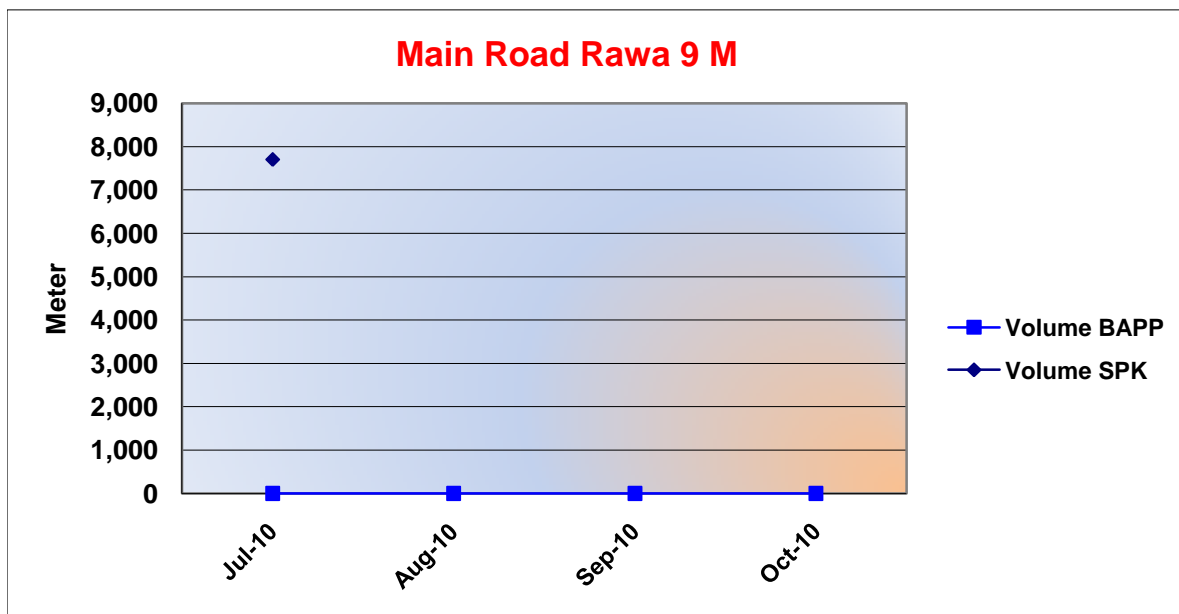
PROGRESS REPORT - Kebun Kudung

Jenis Pekerjaan	Unit	Vol SPK	Realisasi	%
Stacking Rawa	Ha	500.00	6.22	1.24%



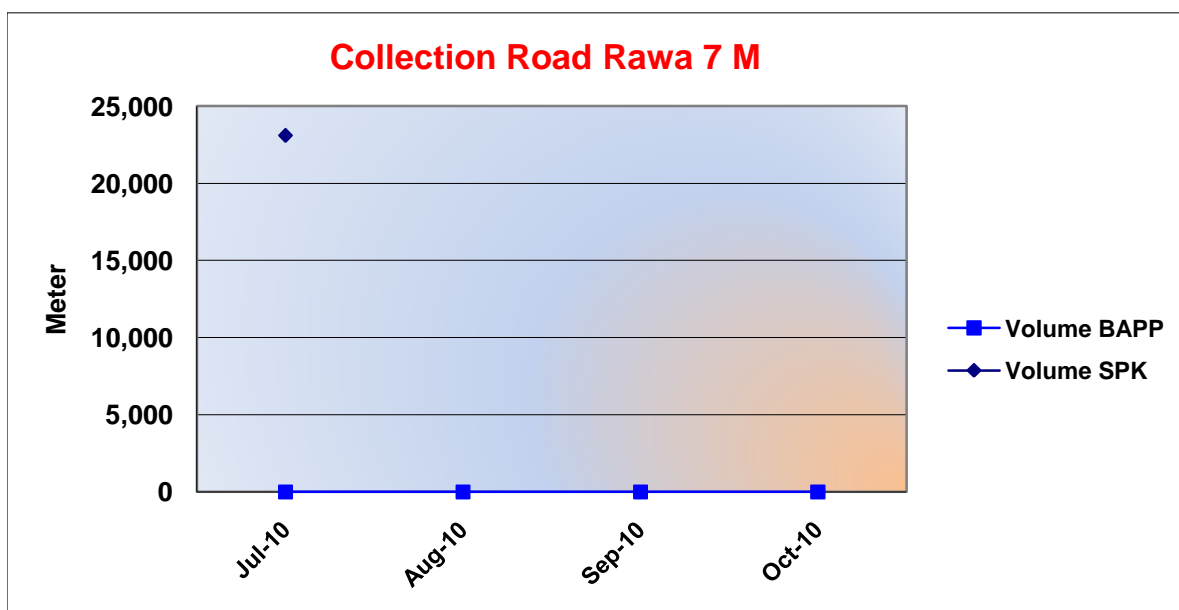
Bulan	Hasil per Bulan	Kumulatif
Jul-10	-	-
Aug-10	0.69	0.69
Sep-10	2.29	2.98
Oct-10	3.24	6.22
	6.22	

Jenis Pekerjaan	Unit	Vol SPK	Realisasi	%
Main Road Rawa 9 M	Meter	7,700.00	-	0.00%



Bulan	Hasil per Bulan	Kumulatif
Jul-10	-	-
Aug-10	-	-
Sep-10	-	-
Oct-10	-	-
	-	

Jenis Pekerjaan	Unit	Vol SPK	Realisasi	%
Collection Road Rawa 7 M	Meter	23,100	-	0.00%

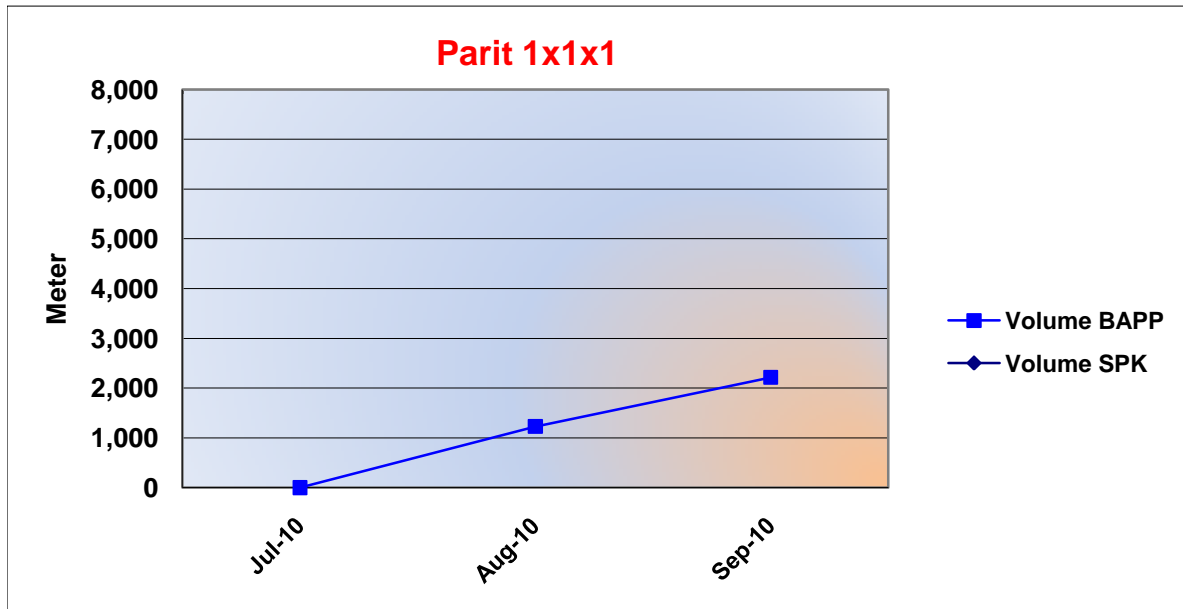


Bulan	Hasil per Bulan	Kumulatif
Jul-10	-	-
Aug-10	-	-
Sep-10	-	-
Oct-10	-	-
	-	



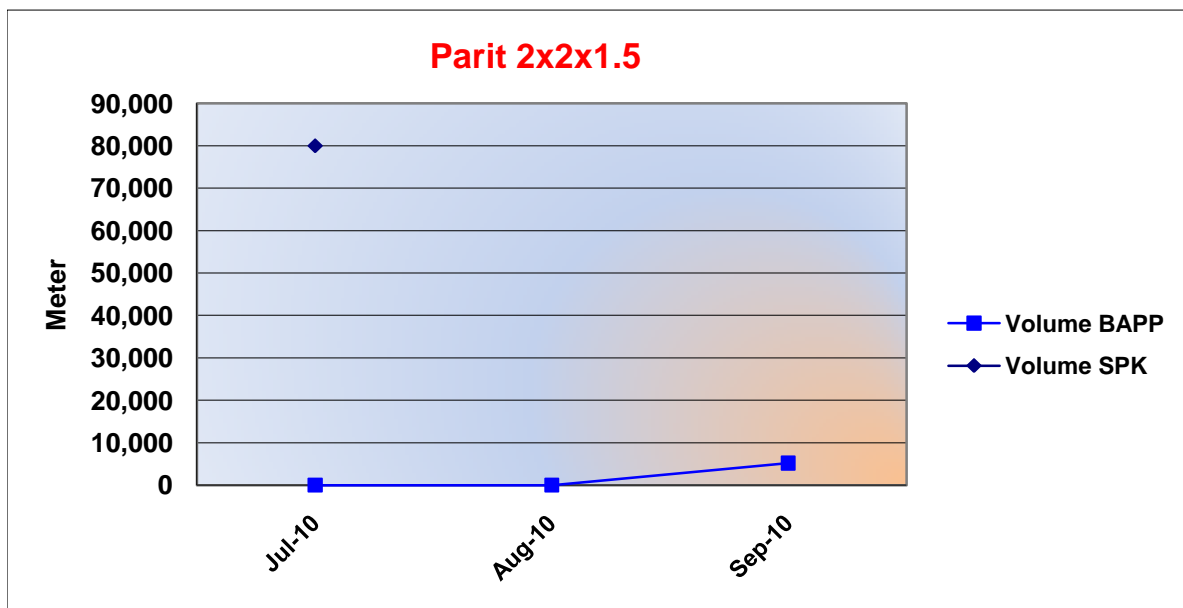
PROGRESS REPORT - Kebun Kudung

Jenis Pekerjaan	Unit	Vol SPK	Realisasi	%
Parit 1x1x1	Meter	120,000.00	4,159.55	3.47%



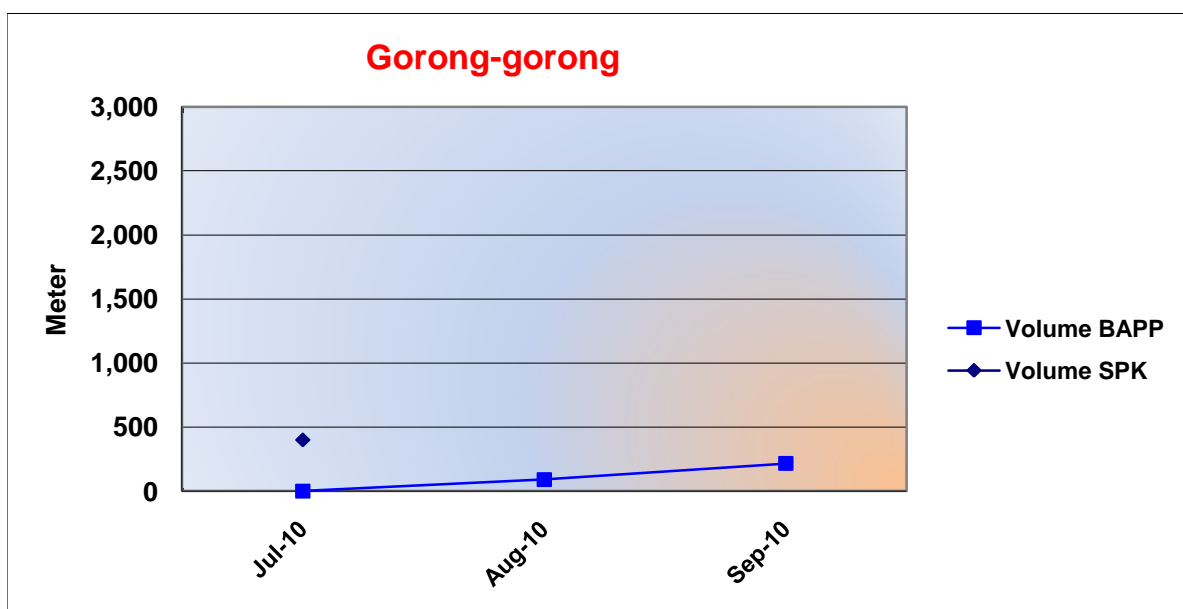
Bulan	Hasil per Bulan	Kumulatif
Jul-10	-	-
Aug-10	1,229.55	1,229.55
Sep-10	985.00	2,214.55
Oct-10	1,945.00	4,159.55
	4,159.55	

Jenis Pekerjaan	Unit	Vol SPK	Realisasi	%
Parit 2x2x1,5	Meter	80,000.00	6,695.00	8.37%



Bulan	Hasil per Bulan	Kumulatif
Jul-10	-	-
Aug-10	-	-
Sep-10	5,197.00	5,197.00
Oct-10	1,498.00	6,695.00
	6,695.00	

Jenis Pekerjaan	Unit	Vol SPK	Realisasi	%
Gorong-gorong	M2	400.00	468.00	117.00%

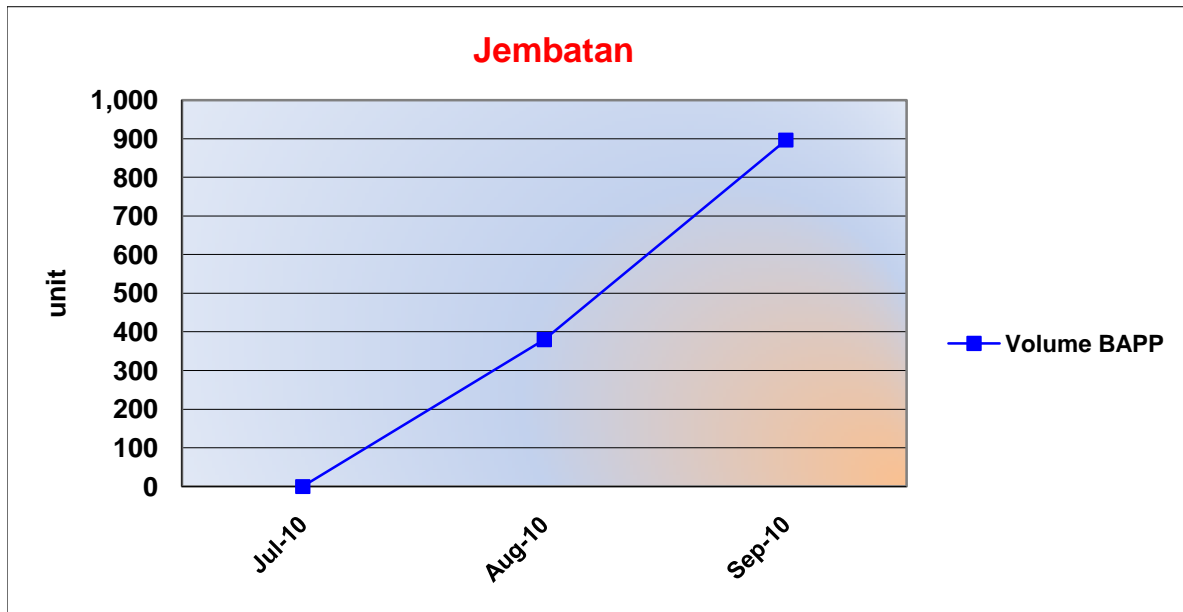


Bulan	Hasil per Bulan	Kumulatif
Jul-10	-	-
Aug-10	90.00	90.00
Sep-10	126.00	216.00
Oct-10	252.00	468.00
	468.00	



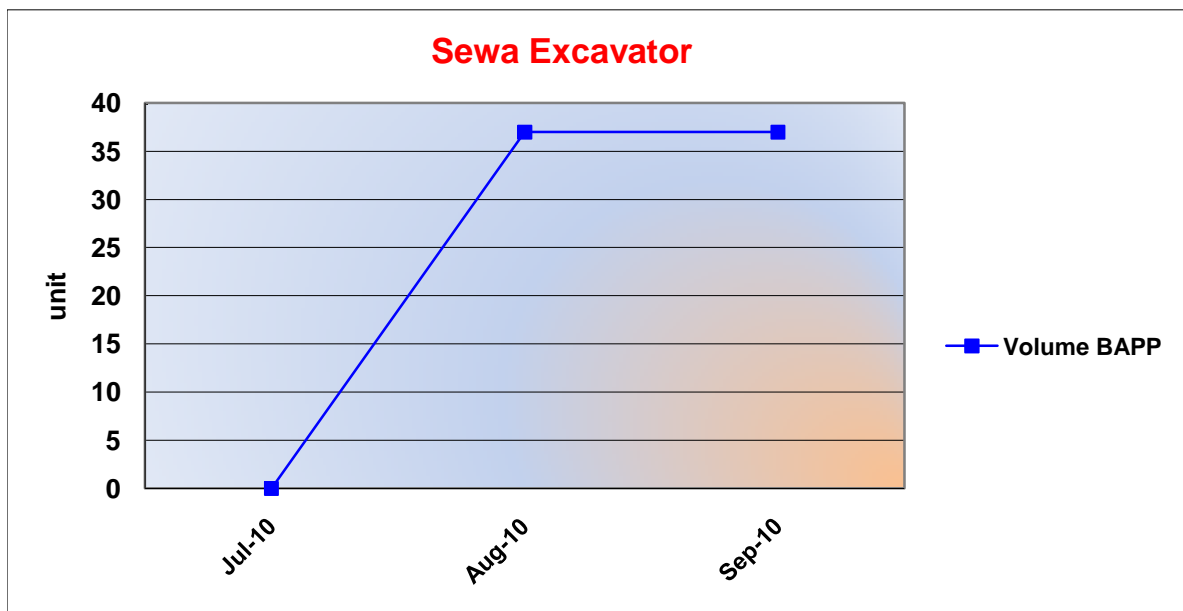
PROGRESS REPORT - Kebun Kudung

Jenis Pekerjaan	Unit	Vol SPK	Realisasi	%
Jembatan	M2	-	1,180.00	0.00%



Bulan	Hasil per Bulan	Kumulatif
Jul-10	-	-
Aug-10	380.00	380.00
Sep-10	516.00	896.00
Oct-10	284.00	1,180.00
	1,180.00	

Jenis Pekerjaan	Unit	Vol SPK	Realisasi	%
Sewa Excavator	HM	-	37.00	0.00%



Bulan	Hasil per Bulan	Kumulatif
Jul-10	-	-
Aug-10	37.00	37.00
Sep-10	-	37.00
Oct-10	-	37.00
	37.00	