



PT. NUSANTARA SAWIT PERSADA

PROGRESS REPORT - Kebun Persada

KONTRAK NO :

1. SPK No. PRSE/JKTO/029/05/2012-SWAB (07 Mei 2012 s.d. 31 Desember 2013)
1. SPK No. PRSE/JKTO/030/05/2012-Pasar Pikul (07 Mei 2012 s.d. 31 Desember 2013)
2. SPK No. PRSE/JKTO/036/07/2012-MTT (01 Agustus 2012 s.d. 31 Desember 2012)

Jenis Pekerjaan	Unit	Vol SPK 02 Mei 2012 s.d 30 April 2014	Realisasi			%
			AKUMULASI S.D BULAN LALU	BAPP Oktober 2012	S.D BAPP Oktober 2012	
Sewa Bulldozer (D31)	HM	-	-	-	-	-
Sewa Excavator (PC 100)	HM	-	-	-	-	-
Sewa Excavator (PC 50)	HM	-	-	-	-	-
Muat & Angkut Tanah Timbun	M3	51.600,00	-	5.296,00	5.296,00	10,26%
Pasar Pikul & Pasar Kumis	M2	900.000,00	69.783,00	38.721,00	108.504,00	12,06%

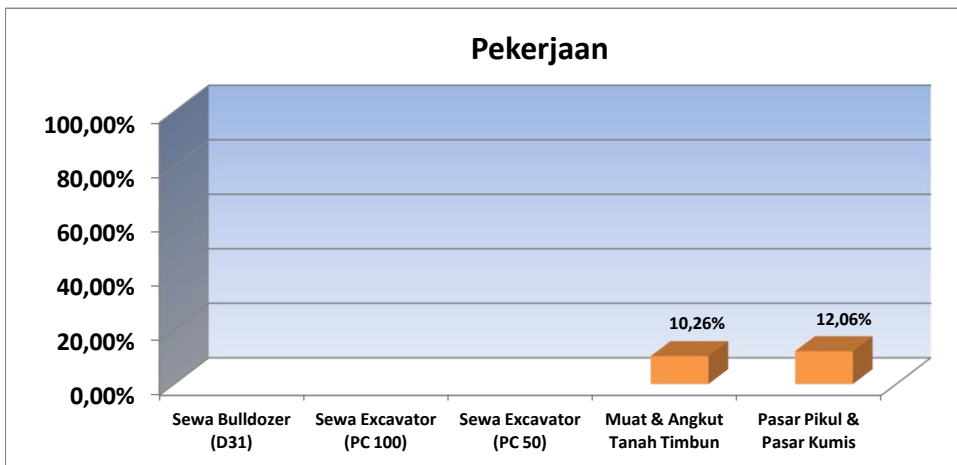



Chart & Detail Per Month

Jenis Pekerjaan	Unit	Vol SPK	Realisasi	%
Sewa Bulldozer (D31)	HM	-	-	0,00%

Bulan	Hasil per Bulan	Kumulatif
Jun-12	-	-
Jul-12	-	-
Aug-12	-	-
Sep-12	-	-
Oct-12	-	-
	-	-

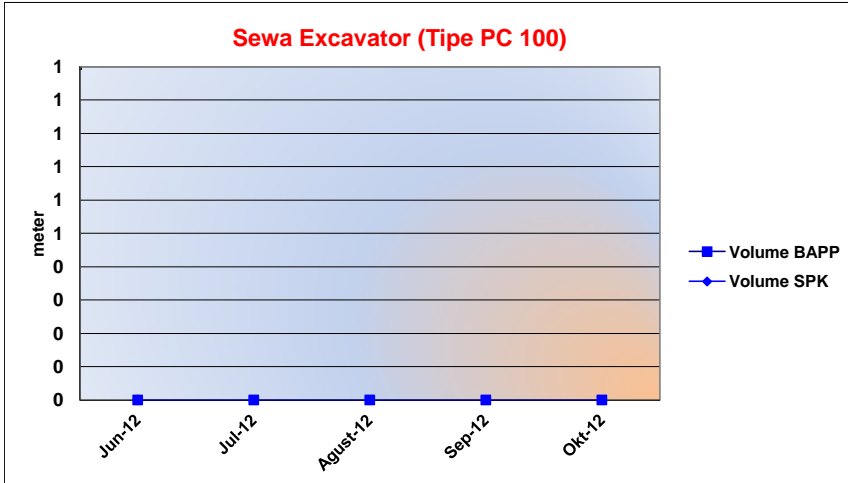




PT. NUSANTARA SAWIT PERSADA

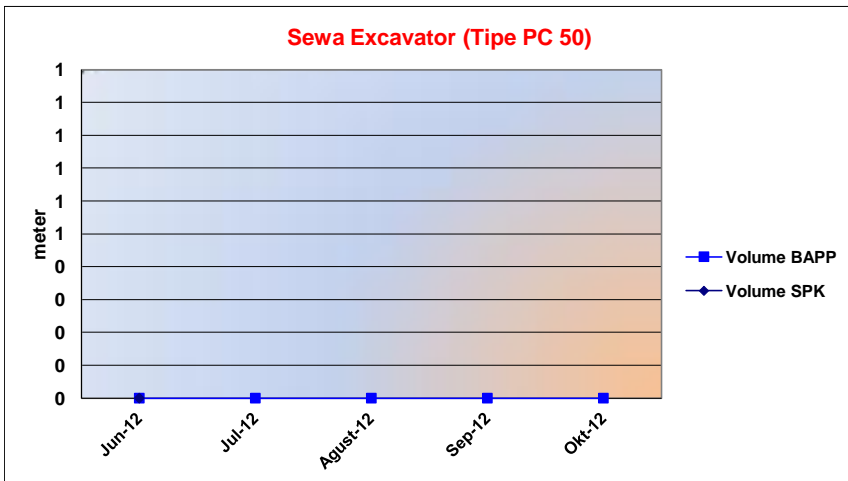
PROGRESS REPORT - Kebun Persada

Jenis Pekerjaan	Unit	Vol SPK	Realisasi	%
Sewa Excavator (PC 100)	HM	-	-	0,00%



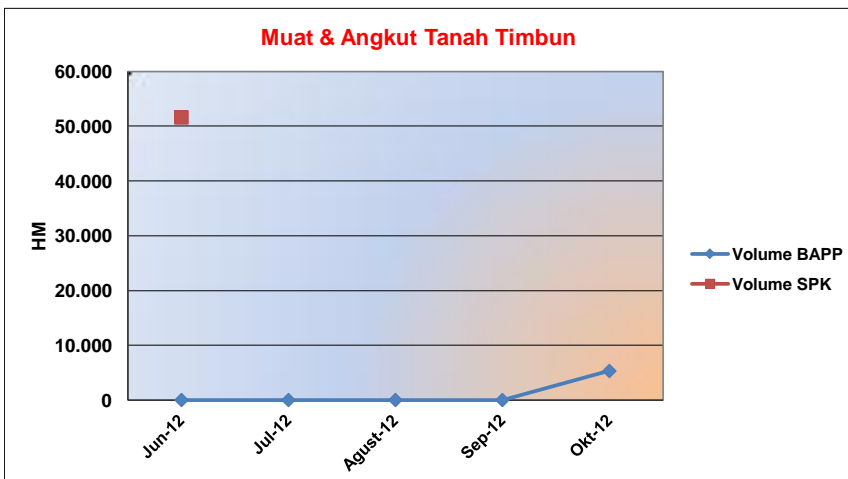
Bulan	Hasil per Bulan	Kumulatif
Jun-12	-	-
Jul-12	-	-
Aug-12	-	-
Sep-12	-	-
Okt-12	-	-
	-	-

Jenis Pekerjaan	Unit	Vol SPK	Realisasi	%
Sewa Excavator (PC 50)	HM	-	-	0,00%



Bulan	Hasil per Bulan	Kumulatif
Jun-12	-	-
Jul-12	-	-
Aug-12	-	-
Sep-12	-	-
Okt-12	-	-
	-	-

Jenis Pekerjaan	Unit	Vol SPK	Realisasi	%
Muat & Angkut Tanah Timbun	M3	51.600,00	5.296,00	10,26%



Bulan	Hasil per Bulan	Kumulatif
Jun-12	-	-
Jul-12	-	-
Aug-12	-	-
Sep-12	-	-
Okt-12	5.296	5.296,00
	5.296	



PT. NUSANTARA SAWIT PERSADA

PROGRESS REPORT - Kebun Persada

Jenis Pekerjaan	Unit	Vol SPK	Realisasi	%
Pasar Pikul & Pasar Kumis	M2	900.000,00	108.504,00	12,06%

Bulan	Hasil per Bulan	Kumulatif
Jun-12	24.301	24.301
Jul-12	15.162	39.463,00
Aug-12	15.607	55.070,00
Sep-12	14.713	69.783,00
Oct-12	38.721	108.504,00
	108.504	

