



PROGRESS REPORT - Kebun Rasau Tumbuh

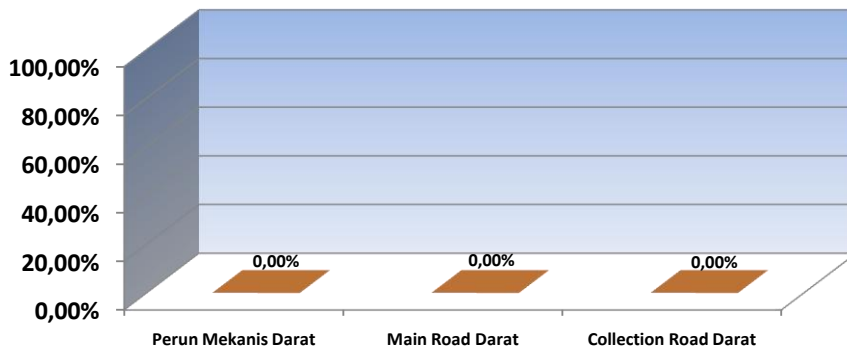
KONTRAK NO :

1. SPK No. RSTE/JKTO/015/12/2011-PL

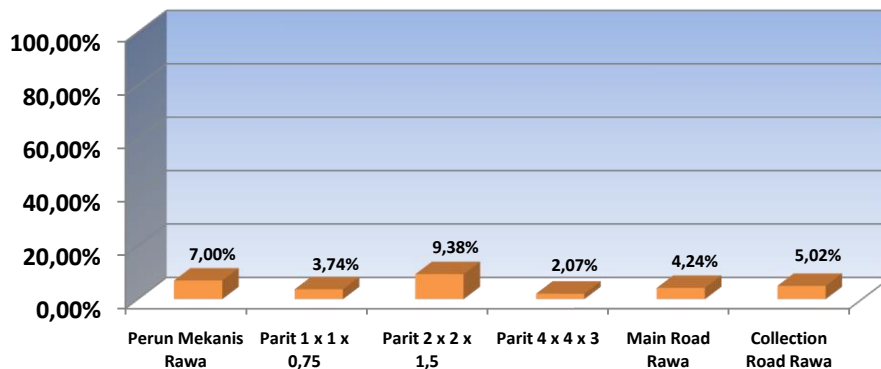
2. SPK No. RSTE/JKTO/016/12/2011-SWAB

Jenis Pekerjaan	Unit	Vol SPK 1 April 2011 s.d 31 Maret 2014	Realisasi			%
			AKUMULASI S.D BULAN LALU	BAPP Juni 2013	S.D BAPP Juni 2013	
Bulldozer						
Perun Mekanis Darat	Ha	6.000,00	-	-	-	0,00%
Main Road Darat	Meter	61.200,00	-	-	-	0,00%
Collection Road Darat	Meter	201.600,00	-	-	-	0,00%
Sewa Bulldozer	HM	-	1.549,00	100,30	1.649,30	
Excavator						
Perun Mekanis Rawa	Ha	14.000,00	943,60	36,26	979,86	7,00%
Parit 1 x 1 x 0,75	Meter	4.810.000,00	173.946,00	5.825,00	179.771,00	3,74%
Parit 2 x 2 x 1,5	Meter	508.000,00	45.534,00	2.139,00	47.673,00	9,38%
Parit 4 x 4 x 3	Meter	172.800,00	3.265,00	311,00	3.576,00	2,07%
Main Road Rawa	Meter	142.800,00	5.756,00	304,00	6.060,00	4,24%
Collection Road Rawa	Meter	470.400,00	21.034,00	2.561,00	23.595,00	5,02%
Gorong-gorong 1 M	Unit	-	-	-	-	
Jembatan Kayu 2 M	Unit	-	2,00	-	2,00	
Jembatan Kayu 4 M	Unit	-	11,00	-	11,00	
Jembatan Kayu 5-10 M	Unit	-	-	-	-	
Sewa Excavator	HM	-	6.326,00	83,00	6.409,00	

Pekerjaan Bulldozer



Pekerjaan Excavator

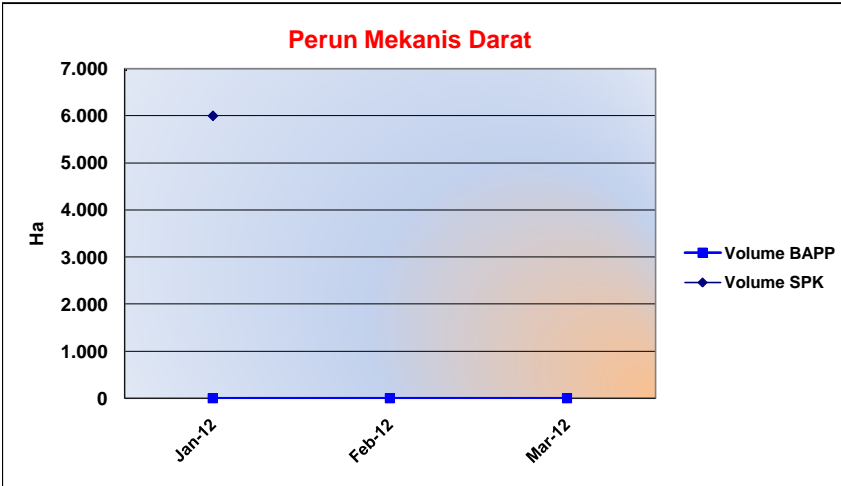




PROGRESS REPORT - Kebun Rasau Tumbuh

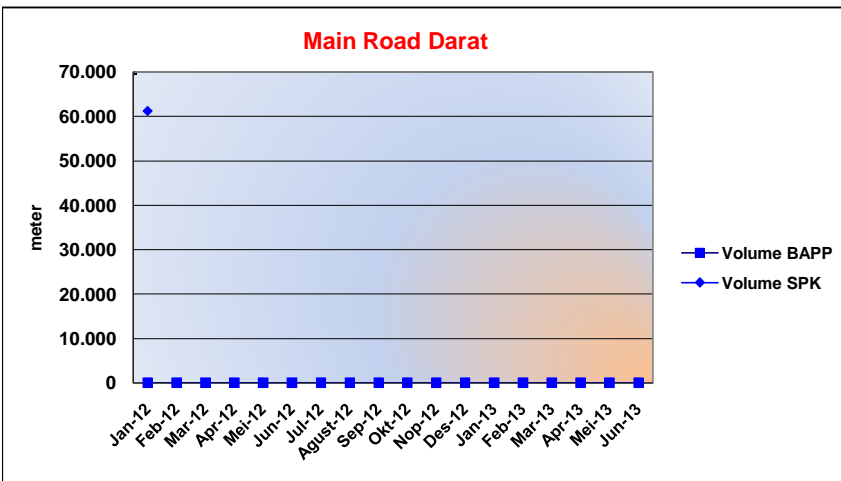
Chart & Detail Per Month

Jenis Pekerjaan	Unit	Vol SPK	Realisasi	%
Perun Mekanis Darat	Ha	6.000,00	-	0,00%



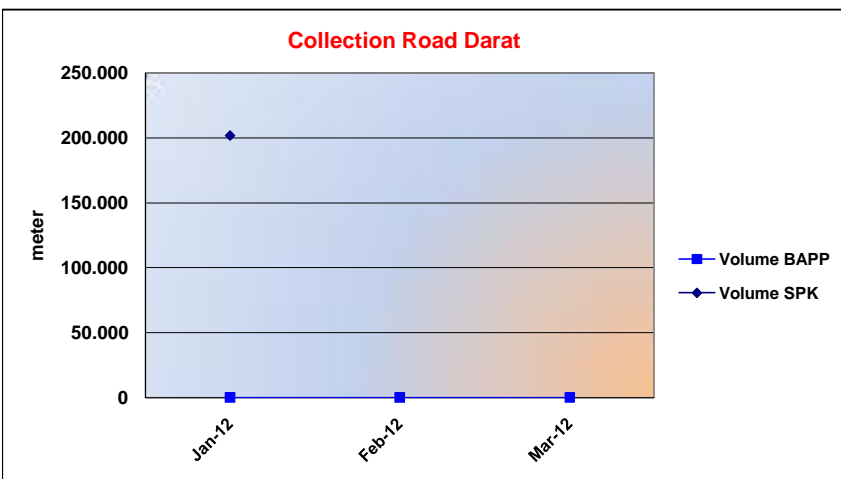
Bulan	Hasil per Bulan	Kumulatif
Jan-12	-	-
Feb-12	-	-
Mar-12	-	-
Apr-12	-	-
May-12	-	-
Jun-12	-	-
Jul-12	-	-
Aug-12	-	-
Sep-12	-	-
Oct-12	-	-
Nov-12	-	-
Dec-12	-	-
Jan-13	-	-
Feb-13	-	-
Mar-13	-	-
Apr-13	-	-
May-13	-	-
Jun-13	-	-
	-	-
	-	-

Jenis Pekerjaan	Unit	Vol SPK	Realisasi	%
Main Road Darat	Meter	61.200,00	-	0,00%



Bulan	Hasil per Bulan	Kumulatif
Jan-12	-	-
Feb-12	-	-
Mar-12	-	-
Apr-12	-	-
May-12	-	-
Jun-12	-	-
Jul-12	-	-
Aug-12	-	-
Sep-12	-	-
Oct-12	-	-
Nov-12	-	-
Dec-12	-	-
Jan-13	-	-
Feb-13	-	-
Mar-13	-	-
Apr-13	-	-
May-13	-	-
Jun-13	-	-
	-	-
	-	-

Jenis Pekerjaan	Unit	Vol SPK	Realisasi	%
Collection Road Darat	Meter	201.600,00	-	0,00%



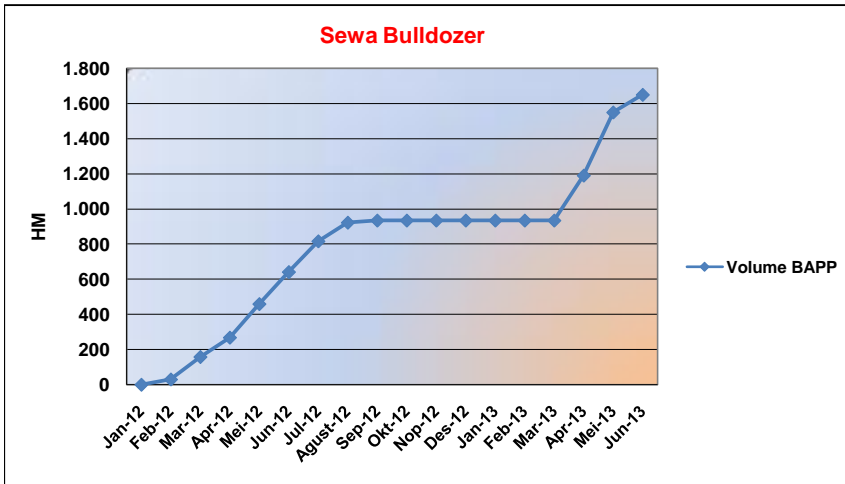
Bulan	Hasil per Bulan	Kumulatif
Jan-12	-	-
Feb-12	-	-
Mar-12	-	-
Apr-12	-	-
May-12	-	-
Jun-12	-	-
Jul-12	-	-
Aug-12	-	-
Sep-12	-	-
Oct-12	-	-
Nov-12	-	-
Dec-12	-	-
Jan-13	-	-
Feb-13	-	-
Mar-13	-	-
Apr-13	-	-
May-13	-	-
Jun-13	-	-
	-	-
	-	-



PT. NUSANTARA SAWIT PERSADA

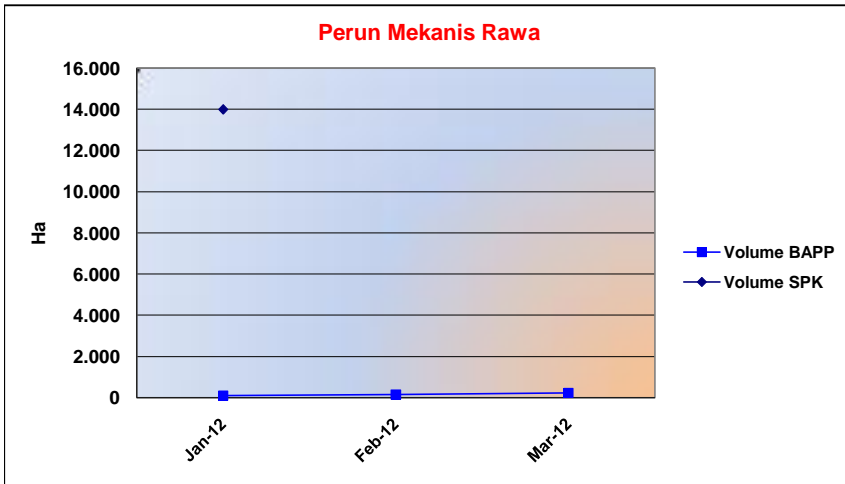
PROGRESS REPORT - Kebun Rasau Tumbuh

Jenis Pekerjaan	Unit	Vol SPK	Realisasi	%
Sewa Bulldozer	HM	-	1.649,30	0,00%



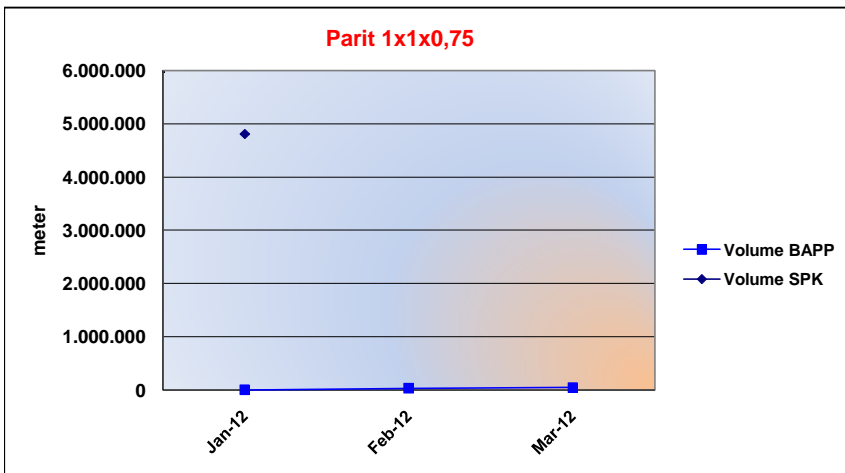
Bulan	Hasil per Bulan	Kumulatif
Jan-12	-	-
Feb-12	30	30,00
Mar-12	128	158,00
Apr-12	110	268,00
May-12	191	459,00
Jun-12	182	641,00
Jul-12	175	816,00
Aug-12	106	922,00
Sep-12	12	934,00
Oct-12	-	934,00
Nov-12	-	934,00
Dec-12	-	934,00
Jan-13	-	934,00
Feb-13	-	934,00
Mar-13	-	934,00
Apr-13	256	1.189,70
May-13	359	1.549,00
Jun-13	100	1.649,30
	1.649	

Jenis Pekerjaan	Unit	Vol SPK	Realisasi	%
Perun Mekanis Rawa	Ha	14.000,00	979,86	7,00%



Bulan	Hasil per Bulan	Kumulatif
Jan-12	99	99
Feb-12	56	155,14
Mar-12	74	229,02
Apr-12	176	404,76
May-12	108	513,19
Jun-12	86	599,39
Jul-12	120	719,21
Aug-12	64	783,63
Sep-12	23	806,23
Oct-12	19	825,68
Nov-12	38	863,20
Dec-12	15	878,06
Jan-13	15	892,70
Feb-13	4	896,61
Mar-13	13	909,81
Apr-13	20	929,86
May-13	14	943,60
Jun-13	36	979,86
	980	

Jenis Pekerjaan	Unit	Vol SPK	Realisasi	%
Parit 1 x 1 x 0,75	Meter	4.810.000,00	179.771,00	3,74%



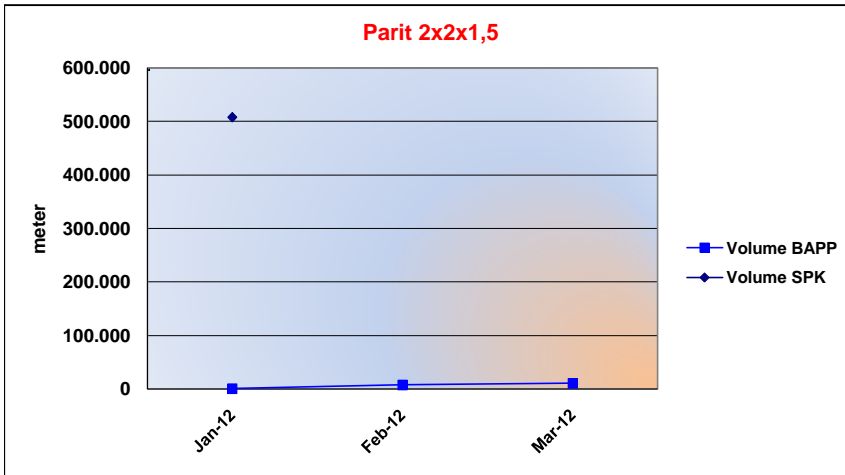
Bulan	Hasil per Bulan	Kumulatif
Jan-12	-	-
Feb-12	30.907	30.907,00
Mar-12	13.253	44.160,00
Apr-12	5.650	49.810,00
May-12	6.337	56.147,00
Jun-12	14.638	70.784,70
Jul-12	25.328	96.112,70
Aug-12	16.079	112.191,70
Sep-12	14.688	126.879,70
Oct-12	13.916	140.795,70
Nov-12	20.349	161.144,70
Dec-12	4.557	165.701,70
Jan-13	744	166.445,70
Feb-13	1.845	168.291,00
Mar-13	1.642	169.933,00
Apr-13	-	169.933,00
May-13	4.013	173.946,00
Jun-13	5.825	179.771,00
	179.771	



PT. NUSANTARA SAWIT PERSADA

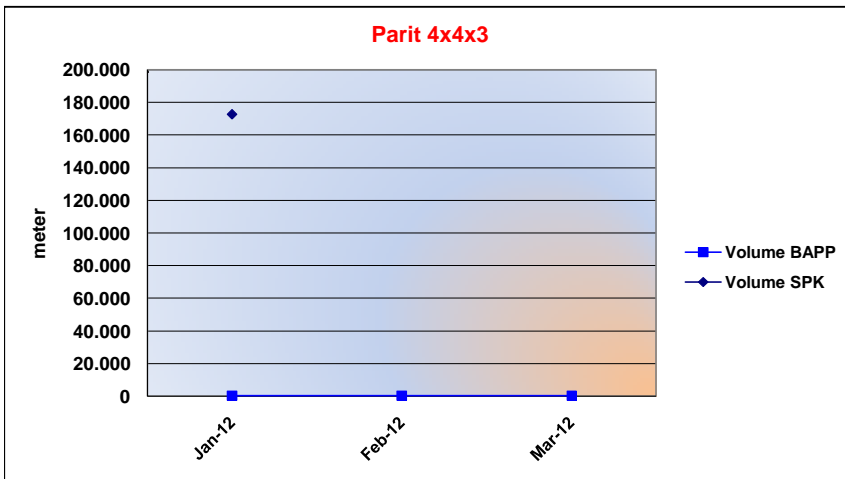
PROGRESS REPORT - Kebun Rasau Tumbuh

Jenis Pekerjaan	Unit	Vol SPK	Realisasi	%
Parit 2 x 2 x 1,5	Meter	508.000,00	47.673,00	9,38%



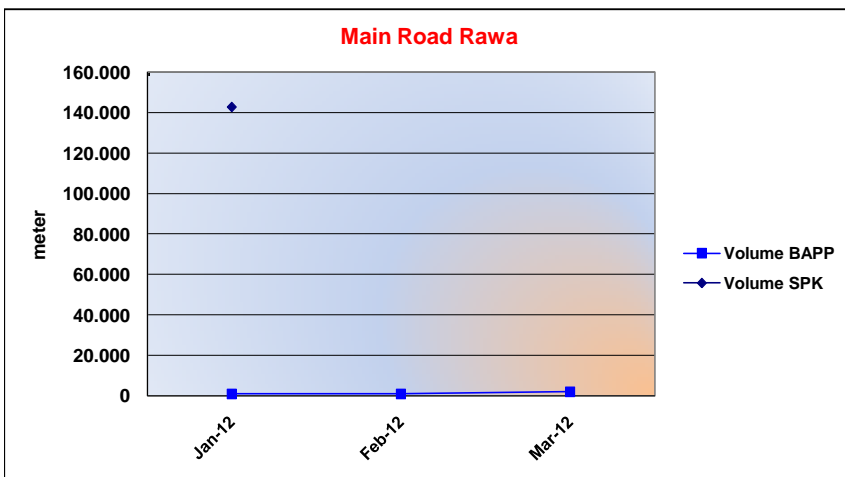
Bulan	Hasil per Bulan	Kumulatif
Jan-12	302	302
Feb-12	6.945	7.247,00
Mar-12	2.982	10.229,00
Apr-12	6.336	16.565,00
May-12	4.299	20.864,00
Jun-12	4.524	25.388,00
Jul-12	5.197	30.585,00
Aug-12	566	31.151,00
Sep-12	1.930	33.081,00
Oct-12	239	33.320,00
Nov-12	1.754	35.074,00
Dec-12	4.260	39.334,00
Jan-13	2.538	41.872,00
Feb-13	-	41.872,00
Mar-13	-	41.872,00
Apr-13	2.721	44.593,00
May-13	941	45.534,00
Jun-13	2.139	47.673,00
	47.673	

Jenis Pekerjaan	Unit	Vol SPK	Realisasi	%
Parit 4 x 4 x 3	Meter	172.800,00	3.576,00	2,07%



Bulan	Hasil per Bulan	Kumulatif
Jan-12	408	408
Feb-12	-	408,00
Mar-12	-	408,00
Apr-12	-	408,00
May-12	-	408,00
Jun-12	-	408,00
Jul-12	-	408,00
Aug-12	-	408,00
Sep-12	-	408,00
Oct-12	-	408,00
Nov-12	-	408,00
Dec-12	-	408,00
Jan-13	2.068	2.476,00
Feb-13	536	3.012,00
Mar-13	-	3.012,00
Apr-13	253	3.265,00
May-13	-	3.265,00
Jun-13	311	3.576,00
	3.576	

Jenis Pekerjaan	Unit	Vol SPK	Realisasi	%
Main Road Rawa	Meter	142.800,00	6.060,00	4,24%

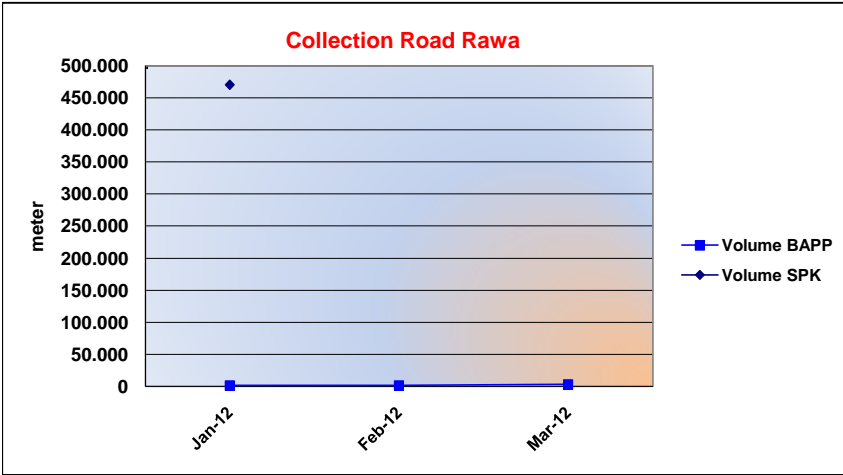


Bulan	Hasil per Bulan	Kumulatif
Jan-12	914	914
Feb-12	-	914,00
Mar-12	1.014	1.928,00
Apr-12	-	1.928,00
May-12	600	2.528,00
Jun-12	603	3.131,00
Jul-12	824	3.955,00
Aug-12	294	4.249,00
Sep-12	-	4.249,00
Oct-12	-	4.249,00
Nov-12	-	4.249,00
Dec-12	299	4.548,00
Jan-13	-	4.548,00
Feb-13	-	4.548,00
Mar-13	601	5.149,00
Apr-13	607	5.756,00
May-13	-	5.756,00
Jun-13	304	6.060,00
	6.060	



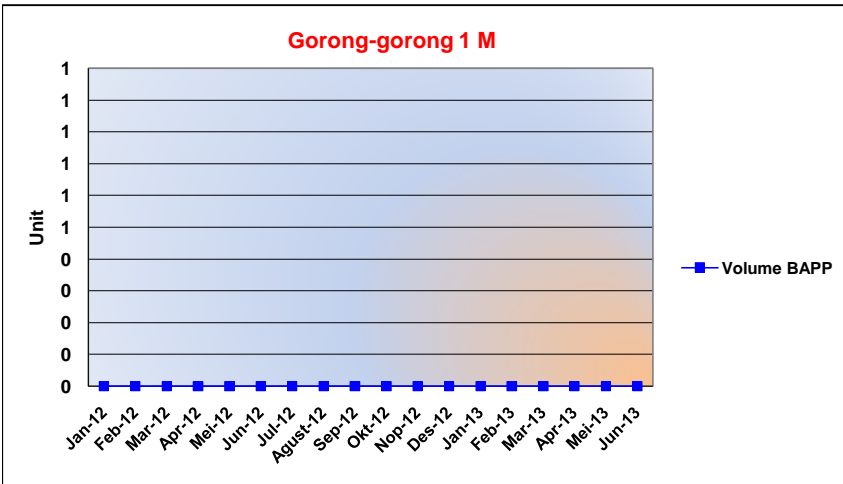
PROGRESS REPORT - Kebun Rasau Tumbuh

Jenis Pekerjaan	Unit	Vol SPK	Realisasi	%
Collection Road Rawa	Meter	470.400,00	23.595,00	5,02%



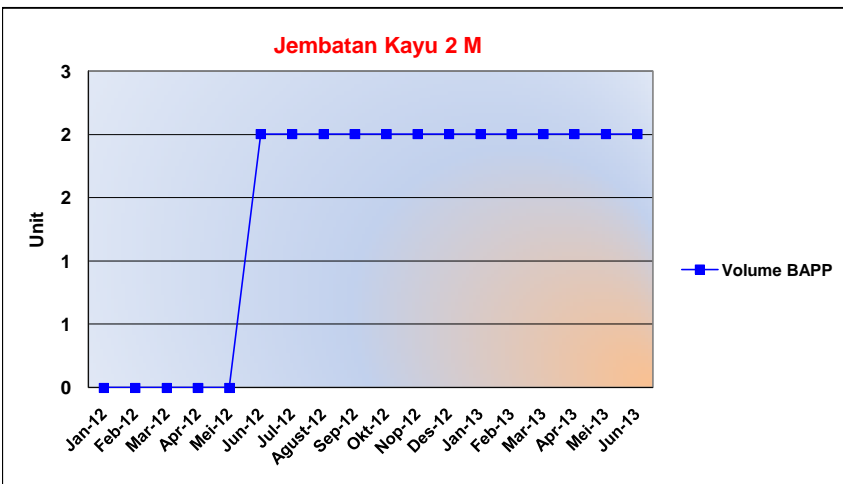
Bulan	Hasil per Bulan	Kumulatif
Jan-12	1.280	1.280
Feb-12	-	1.280,00
Mar-12	1.989	3.269,00
Apr-12	1.437	4.706,00
May-12	3.007	7.713,00
Jun-12	2.701	10.414,00
Jul-12	4.610	15.024,00
Aug-12	1.524	16.548,00
Sep-12	360	16.908,00
Oct-12	232	17.140,00
Nov-12	1.236	18.376,00
Dec-12	985	19.361,00
Jan-13	70	19.431,00
Feb-13	-	19.431,00
Mar-13	738	20.169,00
Apr-13	637	20.806,00
May-13	228	21.034,00
Jun-13	2.561	23.595,00
	23.595	

Jenis Pekerjaan	Unit	Vol SPK	Realisasi	%
Gorong-gorong 1 M	Unit	-	-	0,00%



Bulan	Hasil per Bulan	Kumulatif
Jan-12	-	-
Feb-12	-	-
Mar-12	-	-
Apr-12	-	-
May-12	-	-
Jun-12	-	-
Jul-12	-	-
Aug-12	-	-
Sep-12	-	-
Oct-12	-	-
Nov-12	-	-
Dec-12	-	-
Jan-13	-	-
Feb-13	-	-
Mar-13	-	-
Apr-13	-	-
May-13	-	-
Jun-13	-	-
	-	-

Jenis Pekerjaan	Unit	Vol SPK	Realisasi	%
Jembatan Kayu 2 M	Unit	-	2,0	0,00%

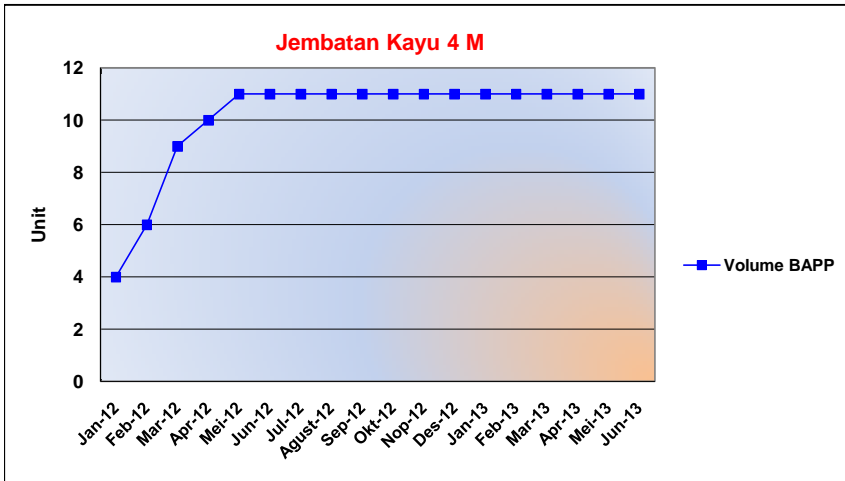


Bulan	Hasil per Bulan	Kumulatif
Jan-12	-	-
Feb-12	-	-
Mar-12	-	-
Apr-12	-	-
May-12	-	-
Jun-12	2	2,00
Jul-12	-	2,00
Aug-12	-	2,00
Sep-12	-	2,00
Oct-12	-	2,00
Nov-12	-	2,00
Dec-12	-	2,00
Jan-13	-	2,00
Feb-13	-	2,00
Mar-13	-	2,00
Apr-13	-	2,00
May-13	-	2,00
Jun-13	-	2,00
	2	



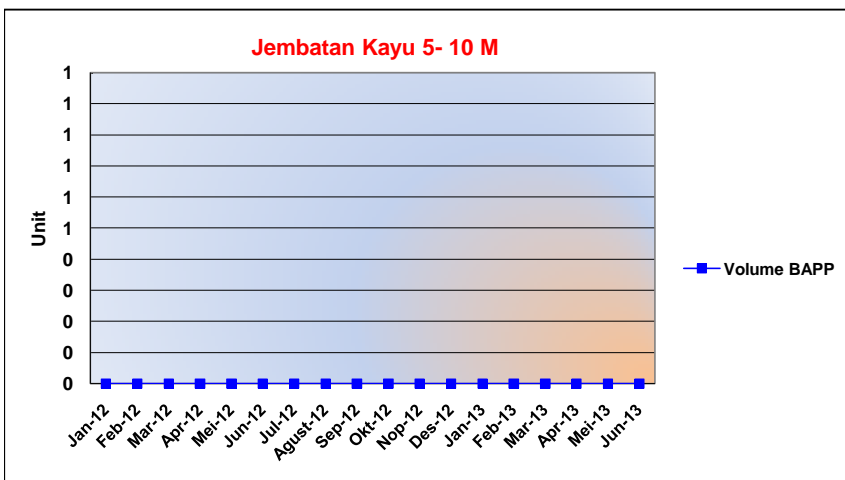
PROGRESS REPORT - Kebun Rasau Tumbuh

Jenis Pekerjaan	Unit	Vol SPK	Realisasi	%
Jembatan Kayu 4 M	Unit	-	11,00	0,00%



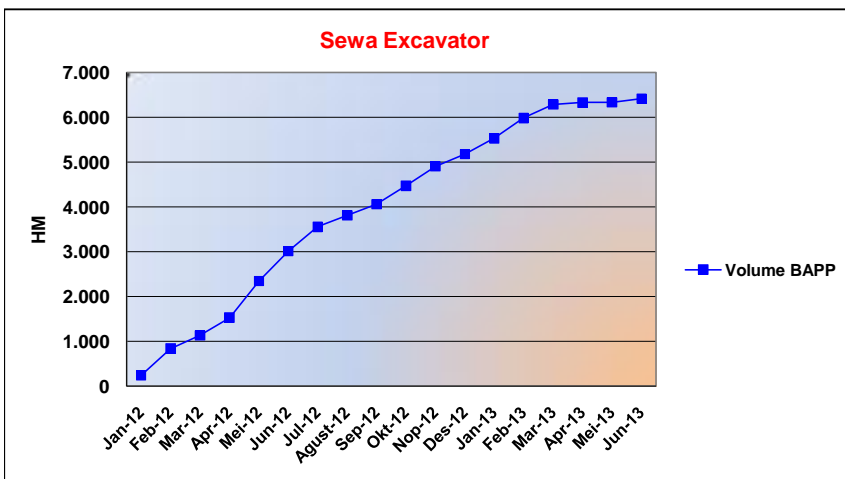
Bulan	Hasil per Bulan	Kumulatif
Jan-12	4	4
Feb-12	2	6,00
Mar-12	3	9,00
Apr-12	1	10,00
May-12	1	11,00
Jun-12	-	11,00
Jul-12	-	11,00
Aug-12	-	11,00
Sep-12	-	11,00
Oct-12	-	11,00
Nov-12	-	11,00
Dec-12	-	11,00
Jan-13	-	11,00
Feb-13	-	11,00
Mar-13	-	11,00
Apr-13	-	11,00
May-13	-	11,00
Jun-13	-	11,00
	11	

Jenis Pekerjaan	Unit	Vol SPK	Realisasi	%
Jembatan Kayu 5-10 M	Unit	-	-	0,00%



Bulan	Hasil per Bulan	Kumulatif
Jan-12	-	-
Feb-12	-	-
Mar-12	-	-
Apr-12	-	-
May-12	-	-
Jun-12	-	-
Jul-12	-	-
Aug-12	-	-
Sep-12	-	-
Oct-12	-	-
Nov-12	-	-
Dec-12	-	-
Jan-13	-	-
Feb-13	-	-
Mar-13	-	-
Apr-13	-	-
May-13	-	-
Jun-13	-	-
	-	

Jenis Pekerjaan	Unit	Vol SPK	Realisasi	%
Sewa Excavator	HM	-	-	0,00%



Bulan	Hasil per Bulan	Kumulatif
Jan-12	238	238
Feb-12	597	835,00
Mar-12	295	1.130,00
Apr-12	394	1.524,00
May-12	819	2.343,00
Jun-12	663	3.006,00
Jul-12	545	3.551,00
Aug-12	252	3.803,00
Sep-12	254	4.057,00
Oct-12	411	4.468,00
Nov-12	430	4.898,00
Dec-12	274	5.172,00
Jan-13	356	5.528,00
Feb-13	449	5.977,00
Mar-13	302	6.279,00
Apr-13	41	6.320,00
May-13	6	6.326,00
Jun-13	83	6.409,00
	6.409	