

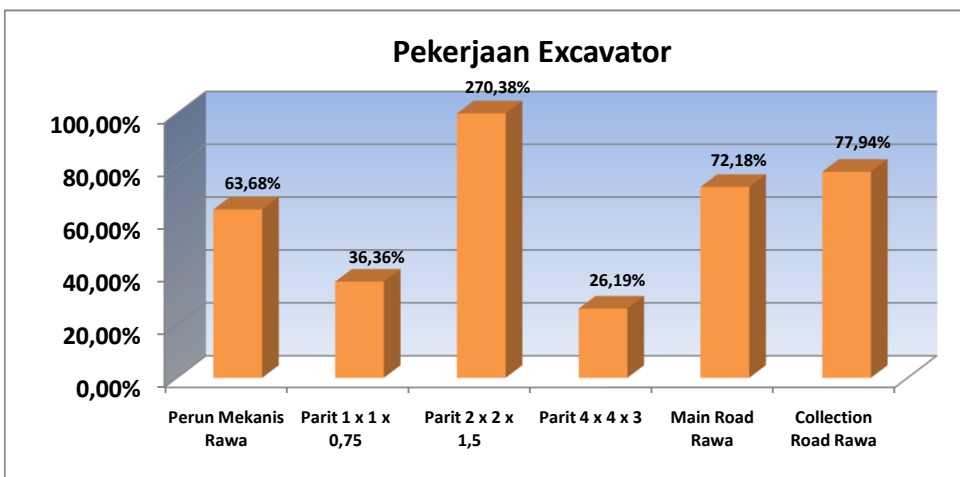
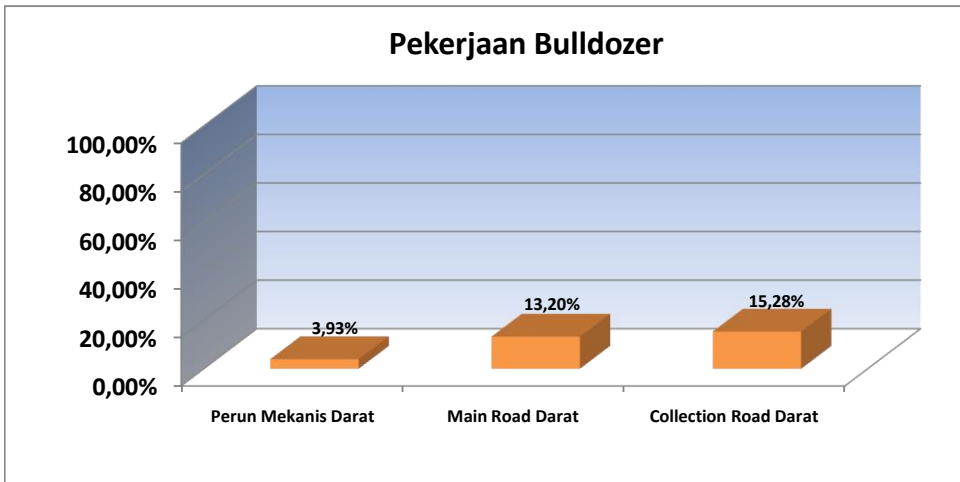


PROGRESS REPORT - Kebun Nusantara

KONTRAK NO :

- 1. NSP/JKTO/04/09/001-PL
- 2. NSP/JKTO/01/09/002-SWAB

Jenis Pekerjaan	Unit	Vol SPK 12 Jan 2009 s.d 29 Jun 2013	Realisasi			%
			AKUMULASI S.D BULAN LALU	BAPP Juni 2013	S.D BAPP Juni 2013	
Bulldozer						
Perun Mekanis Darat	Ha	1.000,00	31,22	8,08	39,30	3,93%
Main Road Darat	Meter	10.500,00	1.386,00	-	1.386,00	13,20%
Collection Road Darat	Meter	34.000,00	-	5.196,00	5.196,00	15,28%
Sewa Bulldozer	HM	-	860,40	700,20	1.560,60	
Excavator						
Perun Mekanis Rawa	Ha	9.000,00	5.433,81	297,15	5.730,96	63,68%
Parit 1 x 1 x 0,75	Meter	3.000.000,00	1.039.347,00	51.597,00	1.090.944,00	36,36%
Parit 2 x 2 x 1,5	Meter	90.000,00	233.525,50	9.815,00	243.340,50	270,38%
Parit 4 x 4 x 3	Meter	105.000,00	27.498,00	-	27.498,00	26,19%
Main Road Rawa	Meter	92.000,00	64.607,00	1.800,00	66.407,00	72,18%
Collection Road Rawa	Meter	302.500,00	227.388,00	8.371,00	235.759,00	77,94%
Gorong-gorong 1 M	Unit	-	3,00	-	3,00	
Jembatan Kayu 2 M	Unit	-	-	-	-	
Jembatan Kayu 4 M	Unit	-	152,00	6,00	158,00	
Jembatan Kayu 5-10 M	Unit	-	2,00	-	2,00	
Sewa Excavator	HM	-	29.351,30	2.002,50	31.353,80	

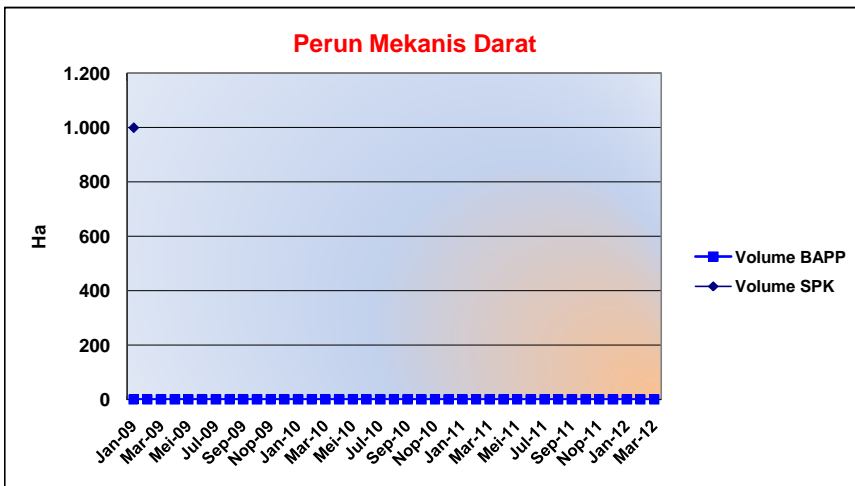




PROGRESS REPORT - Kebun Nusantara

Chart & Detail Per Month

Jenis Pekerjaan	Unit	Vol SPK	Realisasi	%
Perun Mekanis Darat	Ha	1.000,00	39,30	3,93%



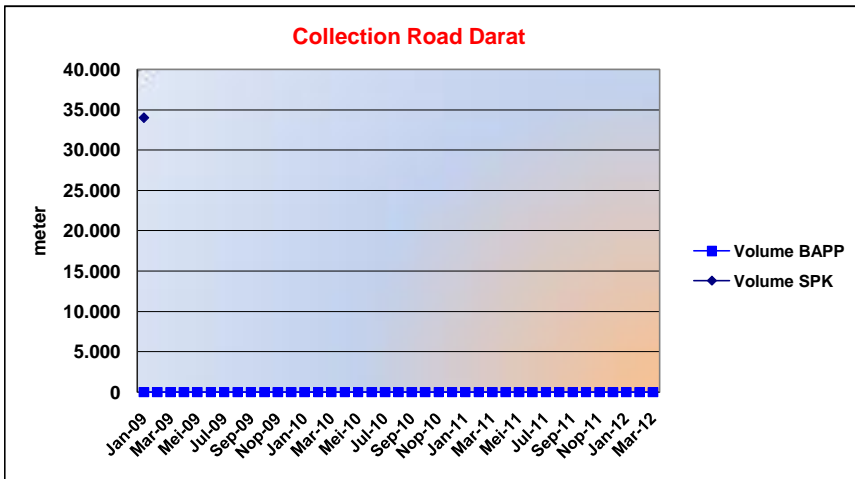
Bulan	Hasil per Bulan	Kumulatif
Jan-09	-	-
Feb-09	-	-
Mar-09	-	-
Apr-09	-	-
Mei-09	-	-
Jun-09	-	-
Jul-09	-	-
Agust-09	-	-
Sep-09	-	-
Okt-09	-	-
Nop-09	-	-
Des-09	-	-
Jan-10	-	-
Feb-10	-	-
Mar-10	-	-
Apr-10	-	-
Mei-10	-	-
Jun-10	-	-
Jul-10	-	-
Agust-10	-	-
Sep-10	-	-
Okt-10	-	-
Nop-10	-	-
Des-10	-	-
Jan-11	-	-
Feb-11	-	-
Mar-11	-	-
Apr-11	-	-
Mei-11	-	-
Jun-11	-	-
Jul-11	-	-
Agust-11	-	-
Sep-11	-	-
Okt-11	-	-
Nop-11	-	-
Des-11	-	-
Jan-12	-	-
Feb-12	-	-
Mar-12	-	-
Apr-12	-	-
Mei-12	-	-
Jun-12	-	-
Jul-12	-	-
Agust-12	-	-
Sep-12	-	-
Okt-12	-	-
Nop-12	-	-
Des-12	-	-
Jan-13	-	-
Feb-13	-	-
Mar-13	-	-
Apr-13	31,22	31,22
Mei-13	-	31,22
Jun-13	8,08	39,30
	39,30	



PT. NUSANTARA SAWIT PERSADA

PROGRESS REPORT - Kebun Nusantara

Jenis Pekerjaan	Unit	Vol SPK	Realisasi	%
Collection Road Darat	Meter	34.000,00	5.196,00	15,28%



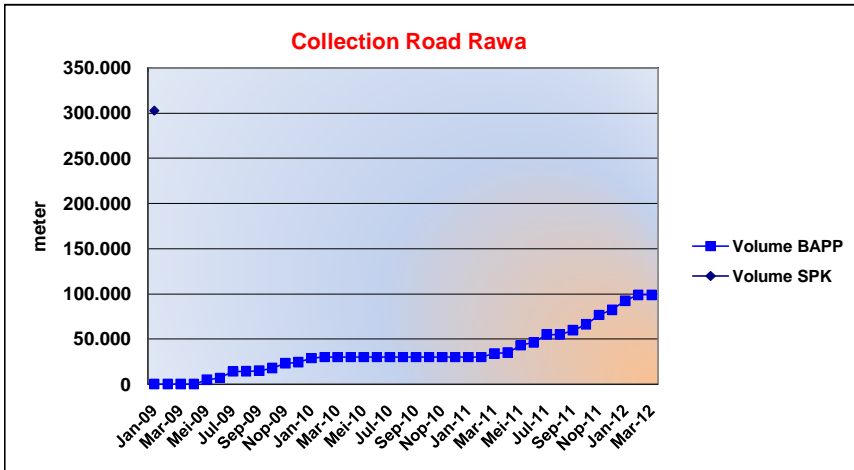
Bulan	Hasil per Bulan	Kumulatif
Jan-09	-	-
Feb-09	-	-
Mar-09	-	-
Apr-09	-	-
Mei-09	-	-
Jun-09	-	-
Jul-09	-	-
Agust-09	-	-
Sep-09	-	-
Okt-09	-	-
Nop-09	-	-
Des-09	-	-
Jan-10	-	-
Feb-10	-	-
Mar-10	-	-
Apr-10	-	-
Mei-10	-	-
Jun-10	-	-
Jul-10	-	-
Agust-10	-	-
Sep-10	-	-
Okt-10	-	-
Nop-10	-	-
Des-10	-	-
Jan-11	-	-
Feb-11	-	-
Mar-11	-	-
Apr-11	-	-
Mei-11	-	-
Jun-11	-	-
Jul-11	-	-
Agust-11	-	-
Sep-11	-	-
Okt-11	-	-
Nop-11	-	-
Des-11	-	-
Jan-12	-	-
Feb-12	-	-
Mar-12	-	-
Apr-12	-	-
Mei-12	-	-
Jun-12	-	-
Jul-12	-	-
Agust-12	-	-
Sep-12	-	-
Okt-12	-	-
Nop-12	-	-
Des-12	-	-
Jan-13	-	-
Feb-13	-	-
Mar-13	-	-
Apr-13	-	-
Mei-13	-	-
Jun-13	5.196,00	5.196,00
	5.196,000	



PT. NUSANTARA SAWIT PERSADA

PROGRESS REPORT - Kebun Nusantara

Jenis Pekerjaan	Unit	Vol SPK	Realisasi	%
Collection Road Rawa	Meter	302.500,00	235.759,00	77,94%



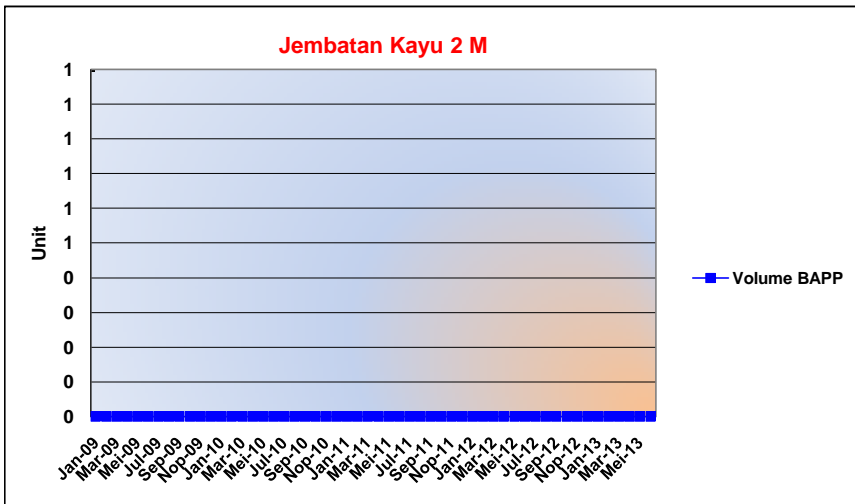
Bulan	Hasil per Bulan	Kumulatif
Jan-09	-	-
Feb-09	-	-
Mar-09	-	-
Apr-09	-	-
Mei-09	4.770,00	4.770,00
Jun-09	2.269,00	7.039,00
Jul-09	6.927,00	13.966,00
Agust-09	428,00	14.394,00
Sep-09	431,00	14.825,00
Okt-09	3.001,00	17.826,00
Nop-09	5.345,00	23.171,00
Des-09	1.199,00	24.370,00
Jan-10	4.353,00	28.723,00
Feb-10	1.066,00	29.789,00
Mar-10	-	29.789,00
Apr-10	-	29.789,00
Mei-10	-	29.789,00
Jun-10	-	29.789,00
Jul-10	-	29.789,00
Agust-10	-	29.789,00
Sep-10	-	29.789,00
Okt-10	-	29.789,00
Nop-10	-	29.789,00
Des-10	-	29.789,00
Jan-11	-	29.789,00
Feb-11	-	29.789,00
Mar-11	4.010,00	33.799,00
Apr-11	1.009,00	34.808,00
Mei-11	8.005,00	42.813,00
Jun-11	3.388,00	46.201,00
Jul-11	8.701,00	54.902,00
Agust-11	-	54.902,00
Sep-11	4.735,00	59.637,00
Okt-11	6.400,00	66.037,00
Nop-11	10.456,00	76.493,00
Des-11	5.585,00	82.078,00
Jan-12	10.004,00	92.082,00
Feb-12	6.659,00	98.741,00
Mar-12	-	98.741,00
Apr-12	13.840,00	112.581,00
Mei-12	3.860,00	116.441,00
Jun-12	6.377,00	122.818,00
Jul-12	10.772,00	133.590,00
Agust-12	2.801,00	136.391,00
Sep-12	1.612,00	138.003,00
Okt-12	16.868,00	154.871,00
Nop-12	8.027,00	162.898,00
Des-12	15.166,00	178.064,00
Jan-13	8.418,00	186.482,00
Feb-13	4.872,00	191.354,00
Mar-13	7.663,00	199.017,00
Apr-13	15.368,00	214.385,00
Mei-13	13.003,00	227.388,00
Jun-13	8.371,00	235.759,00
	235.759,00	



PT. NUSANTARA SAWIT PERSADA

PROGRESS REPORT - Kebun Nusantara

Jenis Pekerjaan	Unit	Vol SPK	Realisasi	%
Jembatan Kayu 2 M	Unit	-	158,0	0,00%



Bulan	Hasil per Bulan	Kumulatif
Jan-09	-	-
Feb-09	-	-
Mar-09	-	-
Apr-09	-	-
Mei-09	-	-
Jun-09	-	-
Jul-09	-	-
Agust-09	-	-
Sep-09	-	-
Okt-09	-	-
Nop-09	-	-
Des-09	-	-
Jan-10	-	-
Feb-10	-	-
Mar-10	-	-
Apr-10	-	-
Mei-10	-	-
Jun-10	-	-
Jul-10	-	-
Agust-10	-	-
Sep-10	-	-
Okt-10	-	-
Nop-10	-	-
Des-10	-	-
Jan-11	-	-
Feb-11	-	-
Mar-11	-	-
Apr-11	-	-
Mei-11	-	-
Jun-11	-	-
Jul-11	-	-
Agust-11	-	-
Sep-11	-	-
Okt-11	-	-
Nop-11	-	-
Des-11	-	-
Jan-12	-	-
Feb-12	-	-
Mar-12	-	-
Apr-12	-	-
Mei-12	-	-
Jun-12	-	-
Jul-12	-	-
Agust-12	-	-
Sep-12	-	-
Okt-12	-	-
Nop-12	-	-
Des-12	-	-
Jan-13	-	-
Feb-13	-	-
Mar-13	-	-
Apr-13	-	-
Mei-13	-	-
Jun-13	-	-
	-	-
	-	-
	-	-

