



PT. BORNEO SAWIT PERDANA

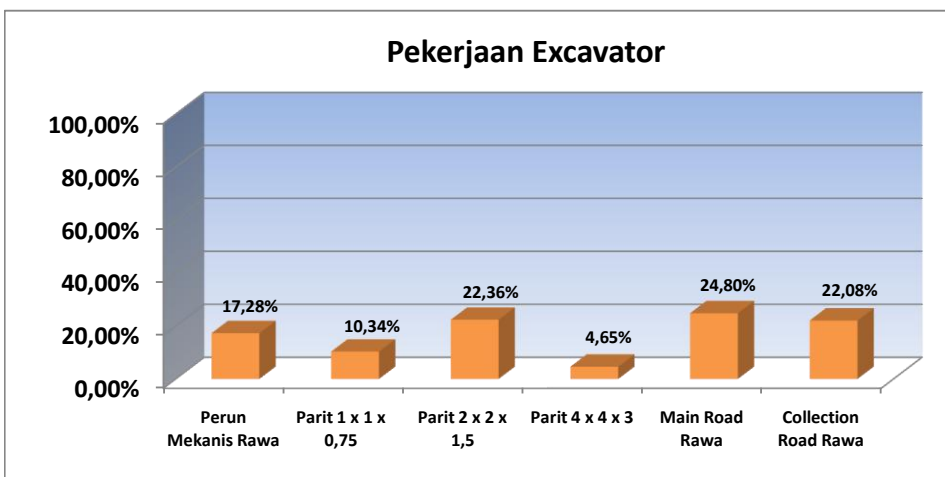
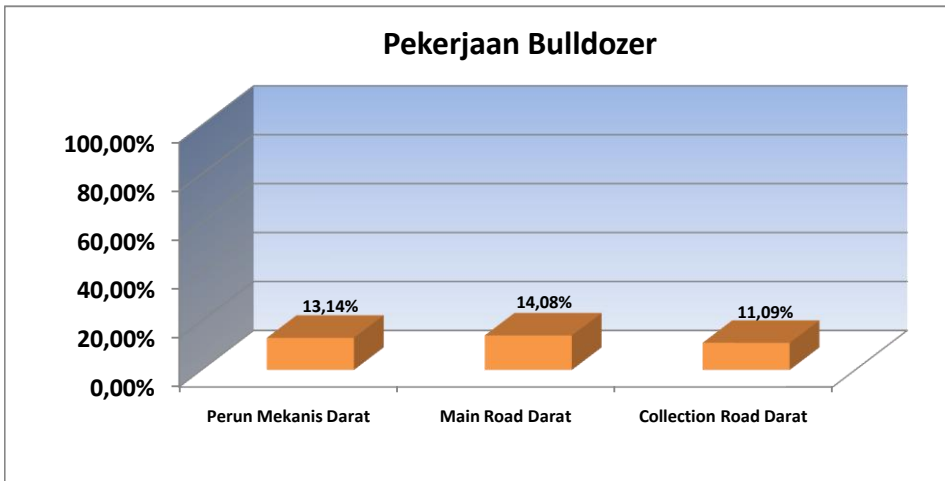
PROGRESS REPORT - Kebun Jemaras

KONTRAK NO :

1. JMRE/JKTO/02/03/2011-PL

2. JMRE/JKTO/04/03/2011-SWAB

Jenis Pekerjaan	Unit	Vol SPK 1 April 2011 s.d 31 Maret 2014	Realisasi			%
			AKUMULASI S.D BULAN LALU	BAPP Juni 2013	S.D BAPP Juni 2013	
Bulldozer						
Perun Mekanis Darat	Ha	6.000,00	771,20	17,23	788,43	13,14%
Main Road Darat	Meter	61.200,00	8.619,38	-	8.619,38	14,08%
Collection Road Darat	Meter	201.600,00	21.840,96	509,86	22.350,82	11,09%
Sewa Bulldozer	HM	-	3.327,30	59,00	3.386,30	
Excavator						
Perun Mekanis Rawa	Ha	14.000,00	2.286,55	132,77	2.419,32	17,28%
Parit 1 x 1 x 0,75	Meter	4.810.000,00	462.696,10	34.509,40	497.205,50	10,34%
Parit 2 x 2 x 1,5	Meter	508.000,00	110.078,63	3.532,09	113.610,72	22,36%
Parit 4 x 4 x 3	Meter	172.800,00	8.026,64	-	8.026,64	4,65%
Main Road Rawa	Meter	142.800,00	32.350,62	3.064,99	35.415,61	24,80%
Collection Road Rawa	Meter	470.400,00	98.652,58	5.219,09	103.871,67	22,08%
Gorong-gorong 1 M	Unit	-	97,00	-	97,00	
Jembatan Kayu 2 M	Unit	-	18,00	3,00	21,00	
Jembatan Kayu 4 M	Unit	-	1,00	-	1,00	
Jembatan Kayu 5-10 M	Unit	-	-	-	-	
Sewa Excavator	HM	-	12.285,10	1.023,80	13.308,90	

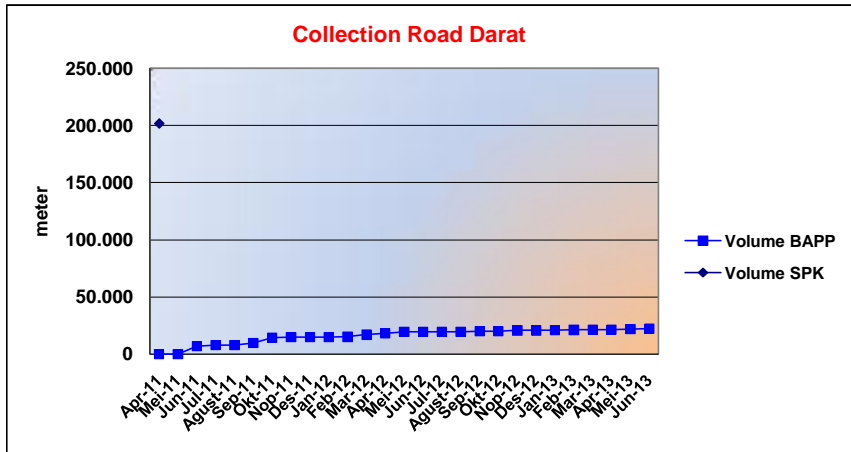




PT. BORNEO SAWIT PERDANA

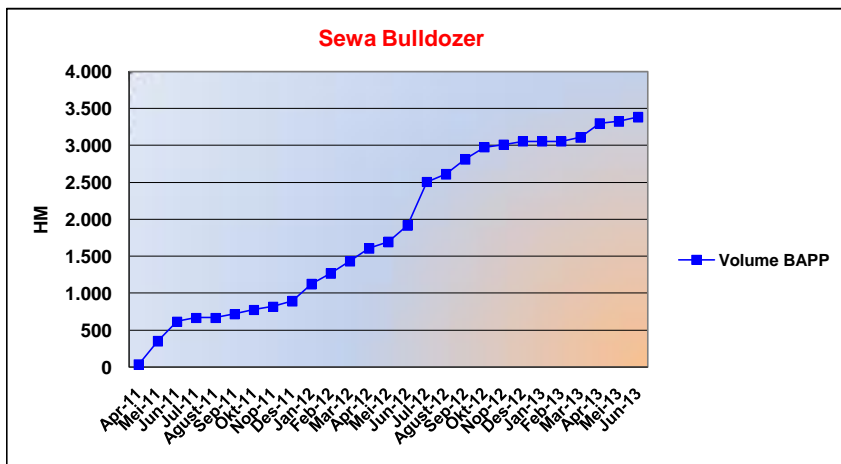
PROGRESS REPORT - Kebun Jemaras

Jenis Pekerjaan	Unit	Vol SPK	Realisasi	%
Collection Road Darat	Meter	201.600,00	22.350,82	11,09%



Bulan	Hasil per Bulan	Kumulatif
Apr-11	-	-
Mei-11	-	-
Jun-11	6.857,00	6.857,000
Jul-11	1.129,00	7.986,000
Agust-11	-	7.986,000
Sep-11	1.685,54	9.671,540
Okt-11	4.687,78	14.359,320
Nop-11	490,33	14.849,650
Des-11	-	14.849,650
Jan-12	-	14.849,650
Feb-12	383,89	15.233,540
Mar-12	1.792,58	17.026,120
Apr-12	1.054,52	18.080,640
Mei-12	1.423,06	19.503,700
Jun-12	-	19.503,700
Jul-12	-	19.503,700
Agust-12	-	19.503,700
Sep-12	723,29	20.226,990
Okt-12	-	20.226,990
Nop-12	504,02	20.731,010
Des-12	-	20.731,010
Jan-13	205,90	20.936,910
Feb-13	402,50	21.339,410
Mar-13	220,55	21.559,960
Apr-13	-	21.559,960
Mei-13	281,00	21.840,960
Jun-13	509,86	22.350,820
	22.350,820	

Jenis Pekerjaan	Unit	Vol SPK	Realisasi	%
Sewa Bulldozer	HM	-	3.386,30	0,00%



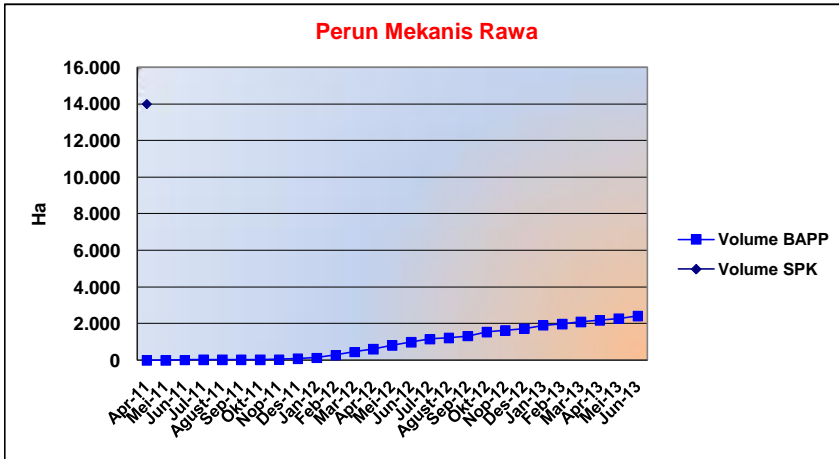
Bulan	Hasil per Bulan	Kumulatif
Apr-11	36,30	36,30
Mei-11	319,00	355,30
Jun-11	264,00	619,30
Jul-11	49,00	668,30
Agust-11	-	668,30
Sep-11	51,00	719,30
Okt-11	59,00	778,30
Nop-11	43,10	821,40
Des-11	74,80	896,20
Jan-12	231,90	1.128,10
Feb-12	142,40	1.270,50
Mar-12	164,10	1.434,60
Apr-12	173,90	1.608,50
Mei-12	88,40	1.696,90
Jun-12	222,20	1.919,10
Jul-12	589,10	2.508,20
Agust-12	104,60	2.612,80
Sep-12	201,80	2.814,60
Okt-12	163,60	2.978,20
Nop-12	34,30	3.012,50
Des-12	44,60	3.057,10
Jan-13	-	3.057,10
Feb-13	-	3.057,10
Mar-13	55,00	3.112,10
Apr-13	184,50	3.296,60
Mei-13	30,70	3.327,30
Jun-13	59,00	3.386,30
	3.386,300	



PT. BORNEO SAWIT PERDANA

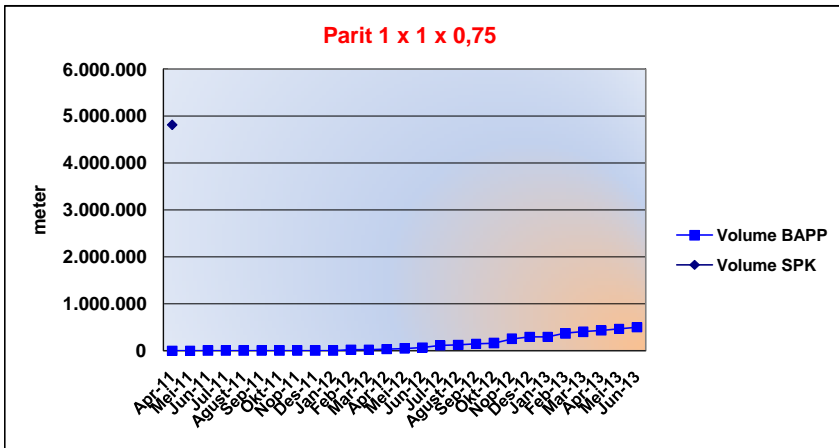
PROGRESS REPORT - Kebun Jemaras

Jenis Pekerjaan	Unit	Vol SPK	Realisasi	%
Perun Mekanis Rawa	Ha	14.000,00	2.419,32	17,28%



Bulan	Hasil per Bulan	Kumulatif
Apr-11	-	-
Mei-11	-	-
Jun-11	17,42	17,42
Jul-11	24,60	42,02
Agust-11	0,80	42,82
Sep-11	-	42,82
Okt-11	-	42,82
Nop-11	7,51	50,33
Des-11	45,13	95,46
Jan-12	39,44	134,90
Feb-12	148,81	283,71
Mar-12	174,46	458,17
Apr-12	155,34	613,51
Mei-12	205,84	819,35
Jun-12	171,93	991,28
Jul-12	166,34	1.157,62
Agust-12	68,48	1.226,10
Sep-12	95,20	1.321,30
Okt-12	216,81	1.538,11
Nop-12	97,56	1.635,67
Des-12	90,84	1.726,51
Jan-13	181,43	1.907,94
Feb-13	75,98	1.983,92
Mar-13	113,75	2.097,67
Apr-13	80,47	2.178,14
Mei-13	108,41	2.286,55
Jun-13	132,77	2.419,32
	2.419,32	

Jenis Pekerjaan	Unit	Vol SPK	Realisasi	%
Parit 1 x 1 x 0,75	Meter	4.810.000,00	497.205,50	10,34%



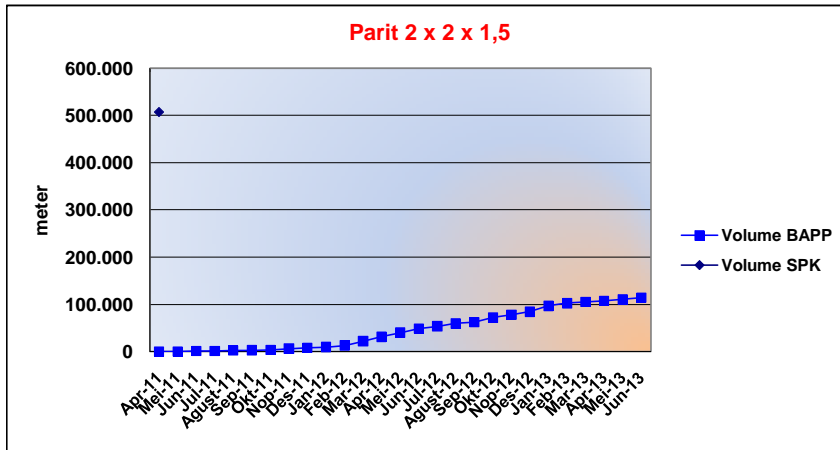
Bulan	Hasil per Bulan	Kumulatif
Apr-11	-	-
Mei-11	-	-
Jun-11	980,00	980,00
Jul-11	636,00	1.616,00
Agust-11	1.746,00	3.362,00
Sep-11	-	3.362,00
Okt-11	-	3.362,00
Nop-11	906,73	4.268,73
Des-11	554,46	4.823,19
Jan-12	595,24	5.418,43
Feb-12	14.844,01	20.262,44
Mar-12	1.643,32	21.905,76
Apr-12	10.556,69	32.462,45
Mei-12	15.814,24	48.276,69
Jun-12	19.729,69	68.006,38
Jul-12	41.858,98	109.865,36
Agust-12	10.070,72	119.936,08
Sep-12	26.630,44	146.566,52
Okt-12	15.653,74	162.220,26
Nop-12	90.625,35	252.845,61
Des-12	39.460,39	292.306,00
Jan-13	2.484,60	294.790,60
Feb-13	74.485,18	369.275,78
Mar-13	33.805,58	403.081,36
Apr-13	26.582,72	429.664,08
Mei-13	33.032,02	462.696,10
Jun-13	34.509,40	497.205,50
	497.205,50	



PT. BORNEO SAWIT PERDANA

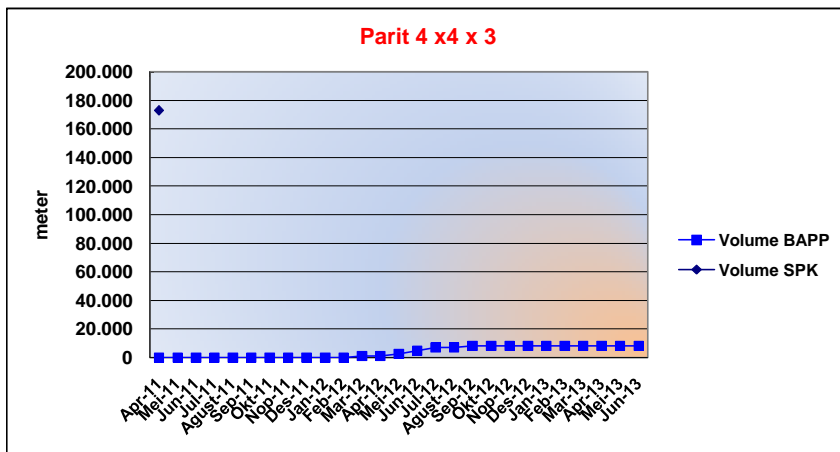
PROGRESS REPORT - Kebun Jemaras

Jenis Pekerjaan	Unit	Vol SPK	Realisasi	%
Parit 2 x 2 x 1,5	Meter	508.000,00	113.610,72	22,36%



Bulan	Hasil per Bulan	Kumulatif
Apr-11	-	-
Mei-11	-	-
Jun-11	921,00	921,00
Jul-11	-	921,00
Agust-11	1.193,00	2.114,00
Sep-11	292,67	2.406,67
Okt-11	875,26	3.281,93
Nop-11	2.449,57	5.731,50
Des-11	2.004,20	7.735,70
Jan-12	1.377,66	9.113,36
Feb-12	3.560,58	12.673,94
Mar-12	9.201,44	21.875,38
Apr-12	9.141,71	31.017,09
Mei-12	8.717,04	39.734,13
Jun-12	8.865,88	48.600,01
Jul-12	4.732,75	53.332,76
Agust-12	5.799,98	59.132,74
Sep-12	2.944,62	62.077,36
Okt-12	9.453,89	71.531,25
Nop-12	5.960,32	77.491,57
Des-12	6.521,28	84.012,85
Jan-13	12.323,70	96.336,55
Feb-13	5.876,98	102.213,53
Mar-13	2.862,22	105.075,75
Apr-13	2.208,61	107.284,36
Mei-13	2.794,27	110.078,63
Jun-13	3.532,09	113.610,72
	113.610,72	

Jenis Pekerjaan	Unit	Vol SPK	Realisasi	%
Parit 4 x 4 x 3	Meter	172.800,00	8.026,64	4,65%



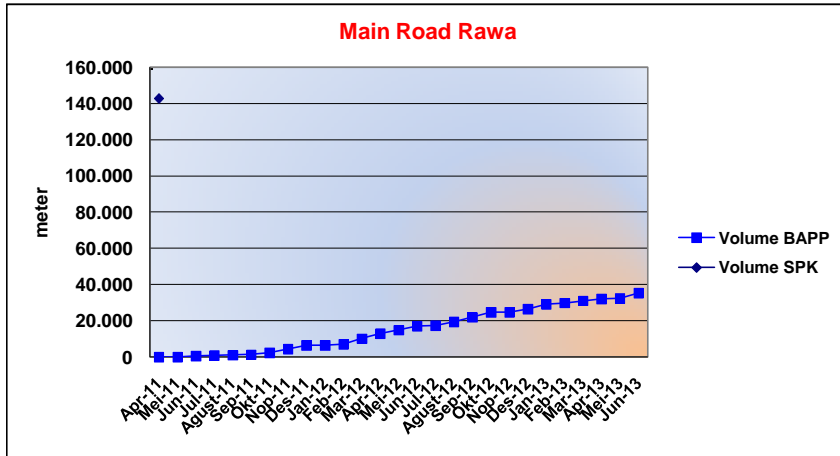
Bulan	Hasil per Bulan	Kumulatif
Apr-11	-	-
Mei-11	-	-
Jun-11	-	-
Jul-11	-	-
Agust-11	-	-
Sep-11	-	-
Okt-11	-	-
Nop-11	-	-
Des-11	-	-
Jan-12	-	-
Feb-12	-	-
Mar-12	1.017,55	1.017,55
Apr-12	-	1.017,55
Mei-12	1.516,40	2.533,95
Jun-12	2.264,55	4.798,50
Jul-12	2.113,05	6.911,55
Agust-12	-	6.911,55
Sep-12	1.115,09	8.026,64
Okt-12	-	8.026,64
Nop-12	-	8.026,64
Des-12	-	8.026,64
Jan-13	-	8.026,64
Feb-13	-	8.026,64
Mar-13	-	8.026,64
Apr-13	-	8.026,64
Mei-13	-	8.026,64
Jun-13	-	8.026,64
	8.026,64	



PT. BORNEO SAWIT PERDANA

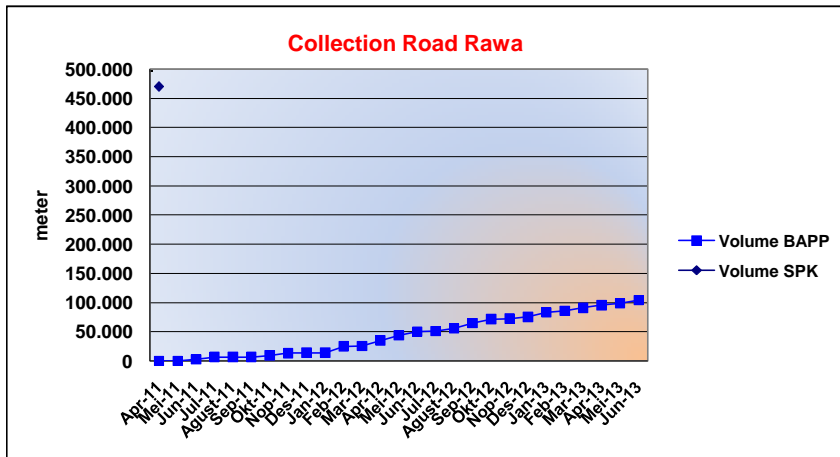
PROGRESS REPORT - Kebun Jemaras

Jenis Pekerjaan	Unit	Vol SPK	Realisasi	%
Main Road Rawa	Meter	142.800,00	35.415,61	24,80%



Bulan	Hasil per Bulan	Kumulatif
Apr-11	-	-
Mei-11	-	-
Jun-11	599,00	599,00
Jul-11	295,00	894,00
Agust-11	218,00	1.112,00
Sep-11	298,94	1.410,94
Okt-11	962,25	2.373,19
Nop-11	2.143,62	4.516,81
Des-11	2.028,22	6.545,03
Jan-12	-	6.545,03
Feb-12	645,02	7.190,05
Mar-12	3.023,60	10.213,65
Apr-12	2.790,56	13.004,21
Mei-12	1.944,24	14.948,45
Jun-12	2.142,08	17.090,53
Jul-12	321,26	17.411,79
Agust-12	2.017,86	19.429,65
Sep-12	2.587,91	22.017,56
Okt-12	2.764,24	24.781,80
Nop-12	-	24.781,80
Des-12	1.673,39	26.455,19
Jan-13	2.695,34	29.150,53
Feb-13	700,92	29.851,45
Mar-13	1.168,78	31.020,23
Apr-13	1.167,27	32.187,50
Mei-13	163,12	32.350,62
Jun-13	3.064,99	35.415,61
	35.415,61	

Jenis Pekerjaan	Unit	Vol SPK	Realisasi	%
Collection Road Rawa	Meter	470.400,00	103.871,67	22,08%



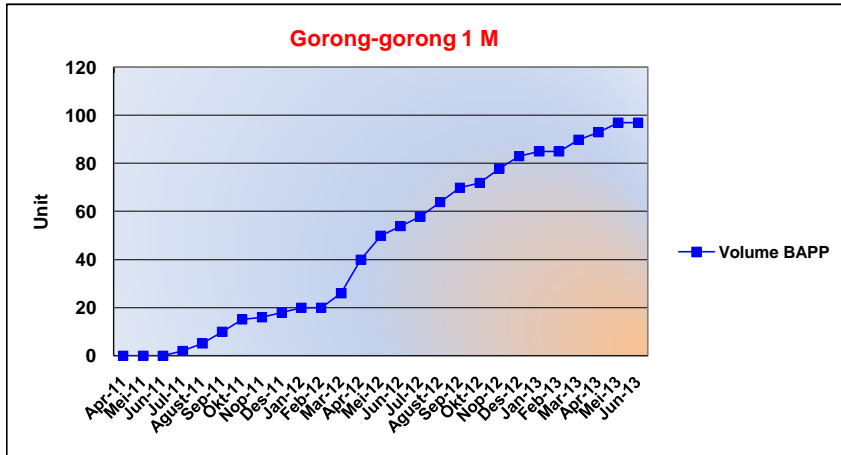
Bulan	Hasil per Bulan	Kumulatif
Apr-11	-	-
Mei-11	-	-
Jun-11	2.565,00	2.565,00
Jul-11	4.031,00	6.596,00
Agust-11	-	6.596,00
Sep-11	88,81	6.684,81
Okt-11	2.706,32	9.391,13
Nop-11	3.830,95	13.222,08
Des-11	714,17	13.936,25
Jan-12	-	13.936,25
Feb-12	10.830,52	24.766,77
Mar-12	858,40	25.625,17
Apr-12	9.335,74	34.960,91
Mei-12	8.816,39	43.777,30
Jun-12	6.137,54	49.914,84
Jul-12	1.211,89	51.126,73
Agust-12	4.603,36	55.730,09
Sep-12	8.850,75	64.580,84
Okt-12	6.893,49	71.474,33
Nop-12	924,11	72.398,44
Des-12	2.977,07	75.375,51
Jan-13	7.457,64	82.833,15
Feb-13	2.918,56	85.751,71
Mar-13	5.026,92	90.778,63
Apr-13	4.553,13	95.331,76
Mei-13	3.320,82	98.652,58
Jun-13	5.219,09	103.871,67
	103.871,67	



PT. BORNEO SAWIT PERDANA

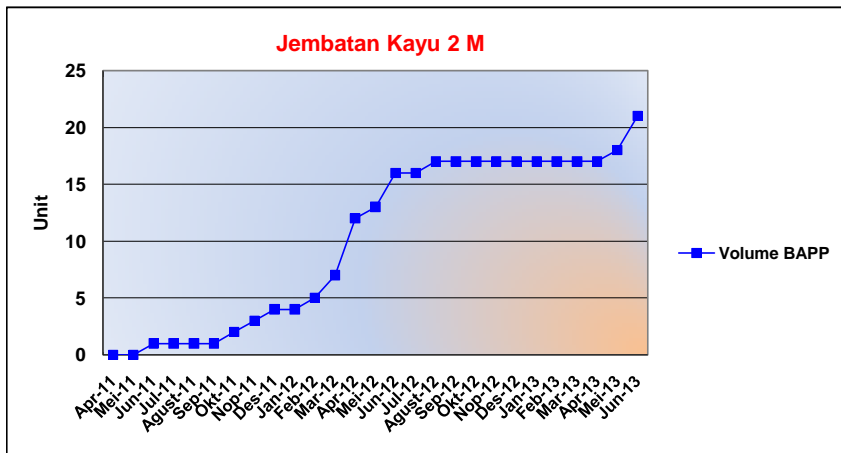
PROGRESS REPORT - Kebun Jemaras

Jenis Pekerjaan	Unit	Vol SPK	Realisasi	%
Gorong-gorong 1 M	Unit	-	97,00	0,00%



Bulan	Hasil per Bulan	Kumulatif
Apr-11	-	-
Mei-11	-	-
Jun-11	-	-
Jul-11	2,00	2,00
Agust-11	3,00	5,00
Sep-11	5,00	10,00
Okt-11	5,00	15,00
Nop-11	1,00	16,00
Des-11	2,00	18,00
Jan-12	2,00	20,00
Feb-12	-	20,00
Mar-12	6,00	26,00
Apr-12	14,00	40,00
Mei-12	10,00	50,00
Jun-12	4,00	54,00
Jul-12	4,00	58,00
Agust-12	6,00	64,00
Sep-12	6,00	70,00
Okt-12	2,00	72,00
Nop-12	6,00	78,00
Des-12	5,00	83,00
Jan-13	2,00	85,00
Feb-13	-	85,00
Mar-13	5,00	90,00
Apr-13	3,00	93,00
Mei-13	4,00	97,00
Jun-13	-	97,00
	97,00	

Jenis Pekerjaan	Unit	Vol SPK	Realisasi	%
Jembatan Kayu 2 M	Unit	-	21,0	0,00%



Bulan	Hasil per Bulan	Kumulatif
Apr-11	-	-
Mei-11	-	-
Jun-11	1,00	1,00
Jul-11	-	1,00
Agust-11	-	1,00
Sep-11	-	1,00
Okt-11	1,00	2,00
Nop-11	1,00	3,00
Des-11	1,00	4,00
Jan-12	-	4,00
Feb-12	1,00	5,00
Mar-12	2,00	7,00
Apr-12	5,00	12,00
Mei-12	1,00	13,00
Jun-12	3,00	16,00
Jul-12	-	16,00
Agust-12	1,00	17,00
Sep-12	-	17,00
Okt-12	-	17,00
Nop-12	-	17,00
Des-12	-	17,00
Jan-13	-	17,00
Feb-13	-	17,00
Mar-13	-	17,00
Apr-13	-	17,00
Mei-13	1,00	18,00
Jun-13	3,00	21,00
	21,00	



PT. BORNEO SAWIT PERDANA

PROGRESS REPORT - Kebun Jemaras

Jenis Pekerjaan	Unit	Vol SPK	Realisasi	%
Sewa Excavator	HM	-	13.308,90	0,00%

Bulan	Hasil per Bulan	Kumulatif
Apr-11	108,00	108,00
Mei-11	326,00	434,00
Jun-11	282,00	716,00
Jul-11	38,00	754,00
Agust-11	-	754,00
Sep-11	137,00	891,00
Okt-11	35,00	926,00
Nop-11	91,00	1.017,00
Des-11	186,00	1.203,00
Jan-12	243,00	1.446,00
Feb-12	283,00	1.729,00
Mar-12	467,50	2.196,50
Apr-12	662,00	2.858,50
Mei-12	400,10	3.258,60
Jun-12	588,90	3.847,50
Jul-12	727,30	4.574,80
Agust-12	527,80	5.102,60
Sep-12	668,00	5.770,60
Okt-12	668,80	6.439,40
Nop-12	872,60	7.312,00
Des-12	704,50	8.016,50
Jan-13	782,60	8.799,10
Feb-13	764,70	9.563,80
Mar-13	1.146,30	10.710,10
Apr-13	981,00	11.691,10
Mei-13	594,00	12.285,10
Jun-13	1.023,80	13.308,90
	13.308,90	

